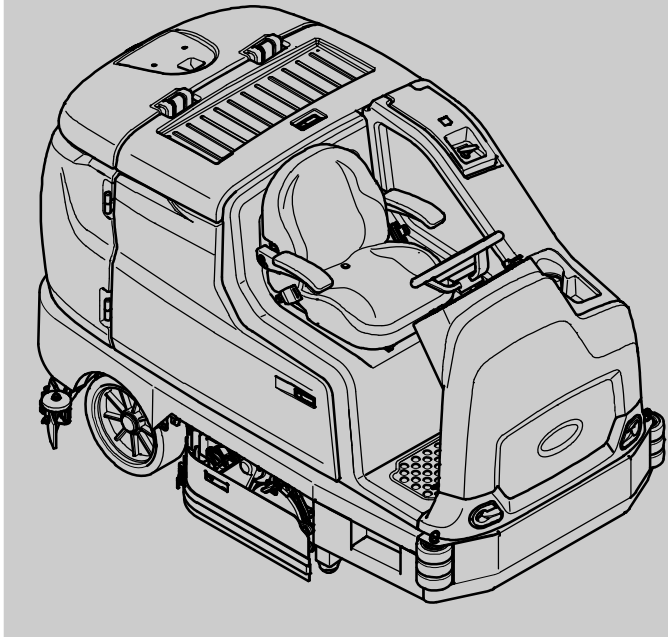





T17

(Battery)

Rider Scrubber Parts Manual



ES[®] Extended Scrub System
Tennant True[®] Parts
IRIS[®] a Tennant Technology
Insta-Fit[™] Adapter



North America / International

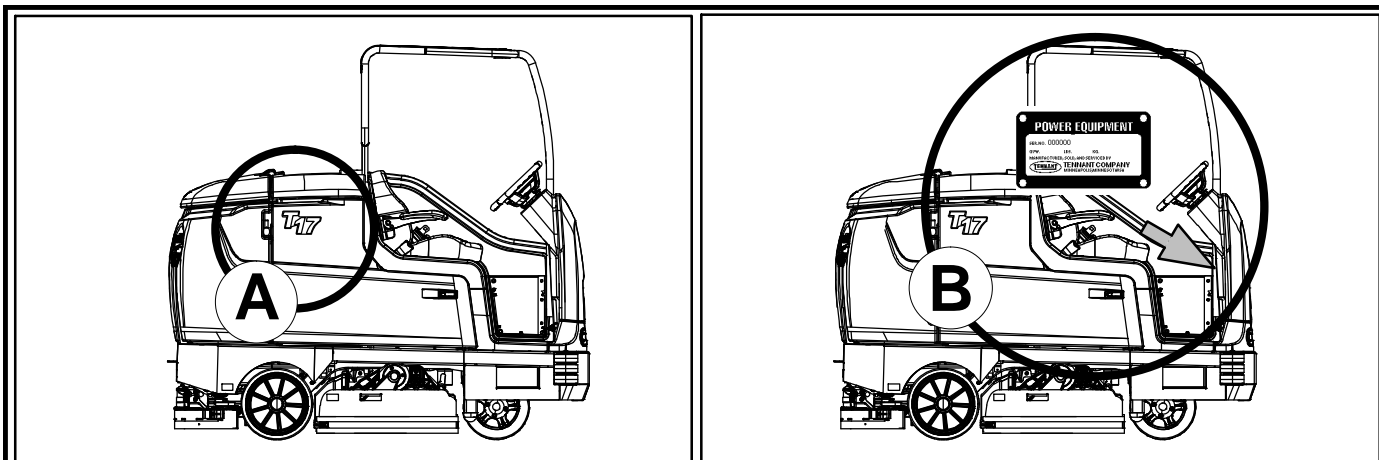


For latest Parts manual or other
Operator language manual, visit:

www.tennantco.com/manuals

9020166
Rev. 10 (4-2020)





Ref	Part No.	Serial Number	Description	Qty.
1	82681	(000000—)	Bracket Wldt, Lpg Mount	1
2	63810	(000000—)	Latch Assy, Lpg Tank Mtg, W/Nut	4
3	51839	(000000—)	Nut Adjustable, Lpg Tank Mtg	2
4	49263	(000000—)	Tie, Cable	3
5	82556	(000000—001039)	Bracket, Vaporizer	1
6	54930	(000000—)	Vaporizer, LPG	1

HOW TO ORDER PARTS – See diagram above

Only use TENNANT Company supplied or equivalent parts. Parts and supplies may be ordered online, by phone, by fax or by mail.

Follow the steps below to ensure prompt delivery.

1. **(A)** Identify the machine model.
2. **(B)** Identify the machine serial number from the data plate.
3. **(C)** Ensure the proper serial number is used from the parts list.
4. Identify the part number and quantity.
Do not order by page or reference numbers.
5. Provide your name, company name, customer ID number, billing and shipping address, phone number and purchase order number.
6. Provide detail shipping instructions.

(D) ▽ – Identifies an assembly
▲ – Identifies parts included in assembly

EN

Please fill out at time of installation for future reference.

Model No. – _____

Serial No. – _____

Machine Options – _____

Sales Rep. – _____

Sales Rep. phone no. – _____

Customer ID Number – _____

Installation Date – _____

Tennant Company
 PO Box 1452
 Minneapolis, MN 55440
 Phone: (800) 553-8033
 www.tennantco.com

Touch-N-Go, 1-STEP, Dura-Track, SmartRelease, Duramer, Insta-Fit are trademarks of Tennant Company.
 Specifications and parts are subject to change without notice.
 Copyright © 2014 – 2020 TENNANT Company, Printed in U.S.A.

CN	<p>如何订购部件 - 参见下表</p> <p>仅使用 TENNANT 公司提供的或同等部件。部件和供应可以在线订购，通过电话、传真或邮件订购。请遵循下面的步骤确保及时交付。</p> <ol style="list-style-type: none"> 1. (A) 确定机器型号。 2. (B) 从数据标签确定机器序列号。 3. (C) 确保使用部件列表中的正确序列号。 4. 确定部件号和数量。 不要按页面或参考编号订购。 5. 提供您的姓名、公司名称、客户 ID 号、付帐和送货地址、电话号码和采购单编号。 6. 提供详细的送货说明。 <hr/> <p>(D) ▽ - 确定组件 ▲ - 确定组件中包含的组件</p>	<p>请在安装时填写供未来参考。</p> <p>型号 - _____</p> <p>序列号 - _____</p> <p>机器选项 - _____</p> <p>销售代表 - _____</p> <p>销售代表电话号码 - _____</p> <p>客户 ID 编号 - _____</p> <p>安装日期 - _____</p>
-----------	--	--

ES	<p>CÓMO SOLICITAR PIEZAS - Consulte el diagrama anterior.</p> <p>Utilice sólo las piezas suministradas por TENNANT Company o piezas equivalentes. Puede solicitar las piezas a través de internet, por teléfono, por fax o por correo.</p> <p>Siga los siguientes pasos para que la entrega sea rápida.</p> <ol style="list-style-type: none"> 1. (A) Indique el modelo de máquina. 2. (B) Indique el número de serie de la etiqueta de datos. 3. (C) Asegúrese de que indica el número de serie correcto de la lista de piezas. 4. Indique la cantidad y el número de la pieza. No realice el pedido indicando el número de página o el de referencia. 5. Incluya su nombre, el nombre de la empresa, el ID de cliente, las direcciones de envío y facturación, el número de teléfono y el número del pedido de compra. 6. Facilite instrucciones de envío. <hr/> <p>(D) ▽ - identifica un conjunto ▲ - identifica piezas de un conjunto</p>	<p>Rellene estos datos cuando realice la instalación para utilizarlos como referencia en el futuro.</p> <p>Nº modelo - _____</p> <p>Nº serie - _____</p> <p>Opciones de la máquina - _____</p> <p>Vendedor - _____</p> <p>Nº teléfono vendedor - _____</p> <p>Nº cliente - _____</p> <p>Fecha de instalación - _____</p>
-----------	--	---

FR	<p>COMMENT COMMANDER DES PIÈCES DÉTACHÉES - Voir le schéma ci-dessus.</p> <p>Utilisez uniquement des pièces fournies par la société TENNANT ou équivalentes. Les pièces et fournitures peuvent être commandées en ligne, par téléphone, fax, ou par courrier.</p> <p>Suivez les étapes ci-dessous pour assurer une livraison rapide.</p> <ol style="list-style-type: none"> 1. (A) Identifiez le modèle de la machine. 2. (B) Identifiez le numéro de série de la machine, à partir de l'étiquette signalétique. 3. (C) Assurez-vous que le numéro de série correct est utilisé à partir de la liste de pièces détachées. 4. Identifiez le numéro de pièce et la quantité. Ne commandez pas par page ou numéros de référence. 5. Fournissez votre nom, le nom de votre société, votre numéro d'identification de client, l'adresse de facturation et d'expédition, le numéro de téléphone et le numéro du bon de commande. 6. Fournissez des instructions d'expédition détaillées. <hr/> <p>(D) ▽ - identifie un assemblage ▲ - identifie les pièces composant l'assemblage</p>	<p>A remplir au moment de l'installation à titre de référence.</p> <p>Nº du modèle - _____</p> <p>Nº de série - _____</p> <p>Options de la machine - _____</p> <p>Agent commercial - _____</p> <p>Nº tél. de l'agent commercial - _____</p> <p>Numéro d'identification client - _____</p> <p>Date d'installation - _____</p>
-----------	--	---

JP	<p>パーツの発注方法 ? 上記の図を参照してください</p> <p>TENNANT社製のパーツまたは同等品のみをお使いください。パーツやサプライ品のご注文は、オンライン、電話、FAX、または手紙でお願いいたします。確実にお届けできるように、以下の情報お知らせください。</p> <ol style="list-style-type: none"> 1. (A) 製品のモデル名をお知らせください。 2. (B) 製品のデータラベルに印刷されているシリアル番号をお知らせください。 3. (C) パーツリストを参照して、シリアル番号が正しいかご確認ください。 4. パーツ番号と数量をお知らせください。マニュアル/カタログのページ番号や参照番号でのご注文はご遠慮ください。 5. お客様のお名前、会社名、顧客ID番号、請求/発送先住所、電話番号、注文書番号をお知らせください。 6. 発送に関するご希望があれば、明記してください。 <hr/> <p>(D) ▽ - アセンブリを示します ▲ - アセンブリに含まれるパーツを示します</p>	<p>後日確認できるように、設置時に記入してください。</p> <p>モデルNo. - _____</p> <p>シリアルNo. - _____</p> <p>製品のオプション - _____</p> <p>販売代理店 - _____</p> <p>販売代理店の電話番号 - _____</p> <p>顧客ID番号 - _____</p> <p>設置日 - _____</p>
-----------	---	---

GENERAL RECOMMENDED MAINTENANCE

NA

General Recommended Maintenance Items

Ref.	Part No.	Serial Number	Description	Qty.
▽	9020270	(000000-) Service Kit [T17]	1
▲	1207086	(000000-) Blade, Front Squeegee 56.6l (Linard)	1
▲	1207087	(000000-) Blade, Rear Squeegee 60.6l (Linatex)	1
▲	1213211	(000000-) Blade, Sqge, Side, Linatex	2
▲	1037822	(000000-) Filter, Panl, Dust, 2.0 X 06.1 X 07.6	1
▲	1206370	(000000-) Hose Assy, Drain, 3.0 Id 35 L	1
▲	1207661	(000000-) Hose Assy, Rear Squeegee	1
▲	9020233	(000000-) Caster Assy, Sq, Rear, Afmkt [T17]	2
▽	9020271	(000000-) Squeegee Kit, Rear_Side, Linatex [T17]	1
▲	1207086	(000000-) Blade, Front Squeegee 56.6l (Linard)	1
▲	1207087	(000000-) Blade, Rear Squeegee 60.6l (Linatex)	1
▲	1213211	(000000-) Blade, Sqge, Side, Linatex	2
▽	9020272	(000000-) Squeegee Kit, Rear_Side, Urethane [T17]	1
▲	1208356	(000000-) Blade, Front Squeegee 56.6l (Urethane)	1
▲	1208357	(000000-) Blade, Rear Squeegee 60.6l (Urethane)	1
▲	1213266	(000000-) Blade, Sqge, Side, Ure	2
	1067452	(000000-) Bag, Vacuum, Paper [1pick=1pkg(=10pc)]	1
	16411	(000000-) Off Whites/G Acrylic12.8oz[Acm101-00171]	1
	16412	(000000-) Teal Blue S/G Enamel12.8oz[lcm101-70266]	1
	377540	(000000-) Paint, Airdry, Blk, 12oz	1
	377538	(000000-) Paint, Airdry, Gray, 12oz [Enamel]	1
	377537	(000000-) Iron Gray S/G Enamel12.8oz[lcm101-00517]	1
	361144	(000000-) Key, Ignition, Sgl	1
▽	9020237	(000000-) Belt, Kit, Cyl, Afmkt [T17]	2
▲	1204640	(000000-) Belt, Drive	1
▲	1212849	(000000-) Tool, Installation, Belt	1

SECTION 2

Contents	Page
Fig. 1 – Replacement Brushes, Scrub Head	2-2
Fig. 2 – Replacement Brushes, Side Brush and Pre-Sweep	2-4
Fig. 3 – Main Frame Group	2-6
Fig. 4 – Front Covers Group	2-8
Fig. 5 – Steering Group	2-10
Fig. 6 – Brake and Directional Pedals Group . . .	2-14
Fig. 7 – Instrument Panel Group	2-16
Fig. 8 – Seat Group	2-18
Fig. 9 – Deluxe Seat Kit	2-20
Fig. 10 – Drive Wheel Group (000000–010999) .	2-22
Fig. 11 – Drive Wheel Group (011000–) ..	2-24
Fig. 12 – Drive Wheel Electrical Group (000000–010999)	2-26
Fig. 13 – Drive Wheel Electrical Group (011000–)	2-28
Fig. 14 – Rear Wheels and Brake Group	2-30
Fig. 15 – Scrub Head Lift Group	2-32
Fig. 16 – Scrub Head and Drive Motor Group, Disk	2-34
Fig. 17 – Scrub Head Frame Group, Cylindrical	2-36
Fig. 18 – Scrub Head Drive Motors Group, Cylindrical	2-38
Fig. 19 – Scrub Head Side Squeegee Group, Right Hand	2-40
Fig. 20 – Scrub Head Side Squeegee Group, Left Hand	2-42
Fig. 21 – Solution Tank Group	2-44
Fig. 22 – Solution Supply Group	2-46
Fig. 23 – Recovery Tank Group	2-48
Fig. 24 – Tank Drains Group	2-50
Fig. 25 – Vacuum Fans and Rear Side Door Group	2-52
Fig. 26 – Rear Squeegee Lift Group	2-54
Fig. 27 – Rear Squeegee Linkage Group	2-56
Fig. 28 – Rear Squeegee Group	2-58
Fig. 29 – Right Hand Door and Battery Cover Group	2-60
Fig. 30 – Electrical Box Group	2-62
Fig. 31 – Electrical Box Wires Group	2-64
Fig. 32 – Electrical Schematic (000000–010999)	2-66
Fig. 33 – Electrical Schematic (011000–012999)	2-72
Fig. 34 – Electrical Schematic (013000–013999)	2-78
Fig. 35 – Electrical Schematic (014000–)	2-86
Fig. 36 – Wire Harnesses Group	2-95
Fig. 37 – Label Group	2-103

Fig. 1 – Replacement Brushes, Scrub Head

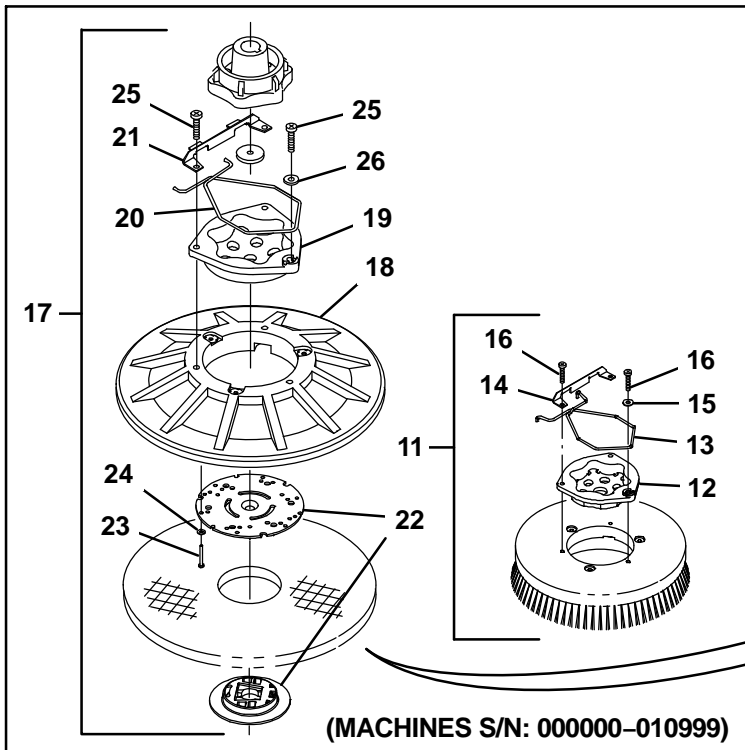
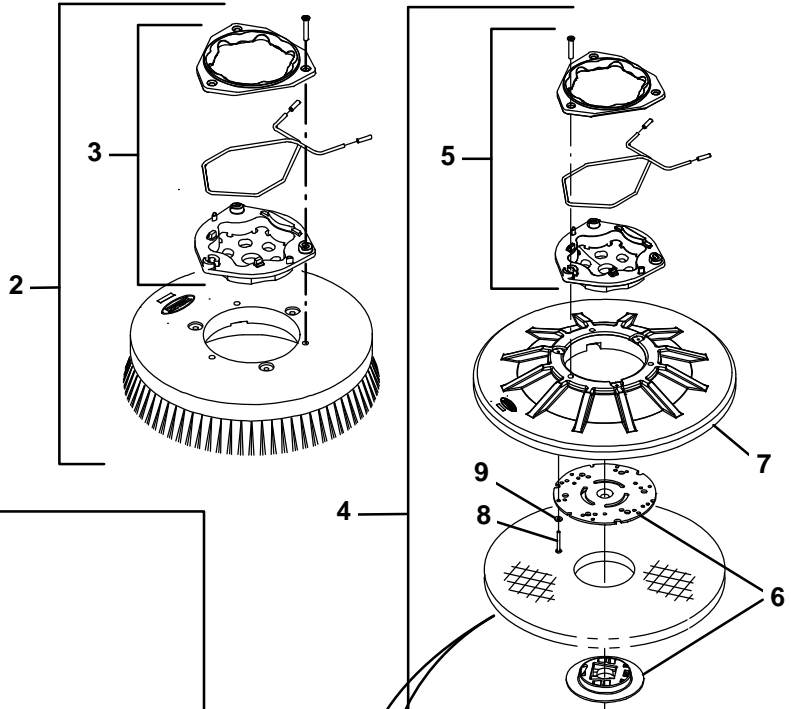
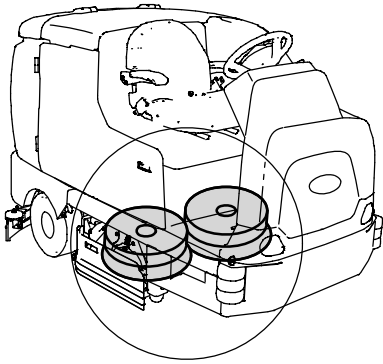
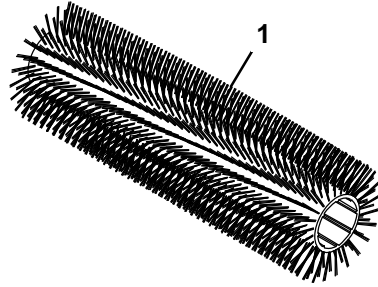



Fig. 1 – Replacement Brushes, Scrub Head

Ref.	Part No.	Serial Number	Description	Qty.
	1	386230	(000000–) Brush, Scrub, 39l, 20sr, Polypropylene, Spline	2
	1	386240	(000000–) Brush, Scrub, 39l, 20sr, Super Abrasive, Spline	2
	1	386250	(000000–) Brush, Scrub, 39l, 20sr, Nylon, Spl	2
▽	2	1220193	(011000–) Brush Assy, Disk, Scb, 20.0d, Nylon	2
▲	3	9014666	(011000–) Brush Kit, Hub Assy, Drive, Ci [Uhmw]	1
▽	2	1220192	(011000–) Brush Assy, Disk, Scb, 20.0d, Polypropylene	2
▲	3	9014666	(011000–) Brush Kit, Hub Assy, Drive, Ci [Uhmw]	1
▽	2	1220194	(011000–) Brush Assy, Disk, Scb, 20.0d, Super Abrasive	2
▲	3	9014666	(011000–) Brush Kit, Hub Assy, Drive, Ci [Uhmw]	1
▽	4	1220201	(011000–) Driver Assy, Pad, 20.0d	2
▲	5	9014666	(011000–) Brush Kit, Hub Assy, Drive, Ci [Uhmw]	1
▲	6	370095	(011000–) Device, Centering, Clip On, TI [Gf Pp]	1
▲	7	397980	(011000–) Disk, Driver, Pad, W/ Face, 20.0d	1
▲	8	09198	(011000–) Screw, Pan, Phl, M4 X 0.70 X 35, Ss	3
▲	9	41579	(011000–) Washer, Flat, 08, Ss	3
	10	17260	(000000–) Pad, Polish, 20.0d, White [1 Pick = 1 Pad]	2
	10	17261	(000000–) Pad, Buff, 20.0d, Red [1 Pick = 1 Pad]	2
	10	17262	(000000–) Pad, Scrub, 20.0d, Blue [1 Pick = 1 Pad]	2
	10	17263	(000000–) Pad, Stripping, 20.0d, Brown [1 Pick = 1 Pad]	2
	10	370094	(000000–) Pad, Stripping, 20.0D, Black [High Prod][1 Pick = 1 Pad]	2
	10	1051030	(000000–) Pad, Surf Prep, 20.0D Maroon, [1Pick=1Pad]	2
▽	11	14967	(000000–010999) Brush Assy, Disk, Scrub, 20.0 D, Nylon	2
▲	12	15539	(000000–010999) Adaptor, Brush	1
▲	13	14838	(000000–010999) Spring, Wir, 0.16d, Brush Retaining	1
▲	14	24299	(000000–010999) Bracket, Retainer, Spring	1
▲	15	01684	(000000–010999) Washer, Flt, .25 Ss	1
▲	16	32746	(000000–010999) Screw, Pan, M06 X 1.0 X 35, Ss	3
▽	11	14953	(000000–010999) Brush Assy, Disk, Scrub, 20.0 D, Polypropylene	2
▲	12	15539	(000000–010999) Adaptor, Brush	1
▲	13	14838	(000000–010999) Spring, Wir, 0.16d, Brush Retaining	1
▲	14	24299	(000000–010999) Bracket, Retainer, Spring	1
▲	15	01684	(000000–010999) Washer, Flt, .25 Ss	1
▲	16	32746	(000000–010999) Screw, Pan, M06 X 1.0 X 35, Ss	3
▽	11	378951	(000000–010999) Brush Assy, Disk, Scrub, 20.0 D, Super Abrasive	2
▲	12	15539	(000000–010999) Adaptor, Brush	1
▲	13	14838	(000000–010999) Spring, Wir, 0.16d, Brush Retaining	1
▲	14	24299	(000000–010999) Bracket, Retainer, Spring	1
▲	15	01684	(000000–010999) Washer, Flt, .25 Ss	1
▲	16	32746	(000000–010999) Screw, Pan, M06 X 1.0 X 35, Ss	3
▽	17	397920	(000000–010999) Driver Assy, Pad, 20.0D	2
▲	18	370080	(000000–010999) Disk, Pad Drive, W/ Face, 20d	1
▲	19	15539	(000000–010999) Adaptor, Brush	1
▲	20	14838	(000000–010999) Spring, Wir, 0.16d, Brush Retaining	1
▲	21	24299	(000000–010999) Bracket, Retainer, Spring	1
▲	22	370090	(000000–010999) Device, Centering	1
▲	23	09198	(000000–010999) Screw, Pan, M04 X 0.7 X 35, Ss	3
▲	24	41579	(000000–010999) Washer, Flt, #08 Ss	3
▲	25	32746	(000000–010999) Screw, Pan, M06 X 1.0 X 35, Ss	3
▲	26	01684	(000000–010999) Washer, Flt, .25 Ss	1

STANDARD PARTS

Fig. 2 – Replacement Brushes, Side Brush and Pre-Sweep

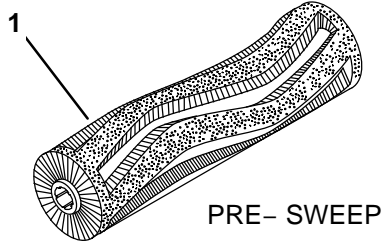
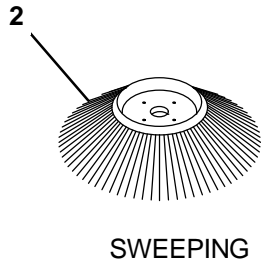

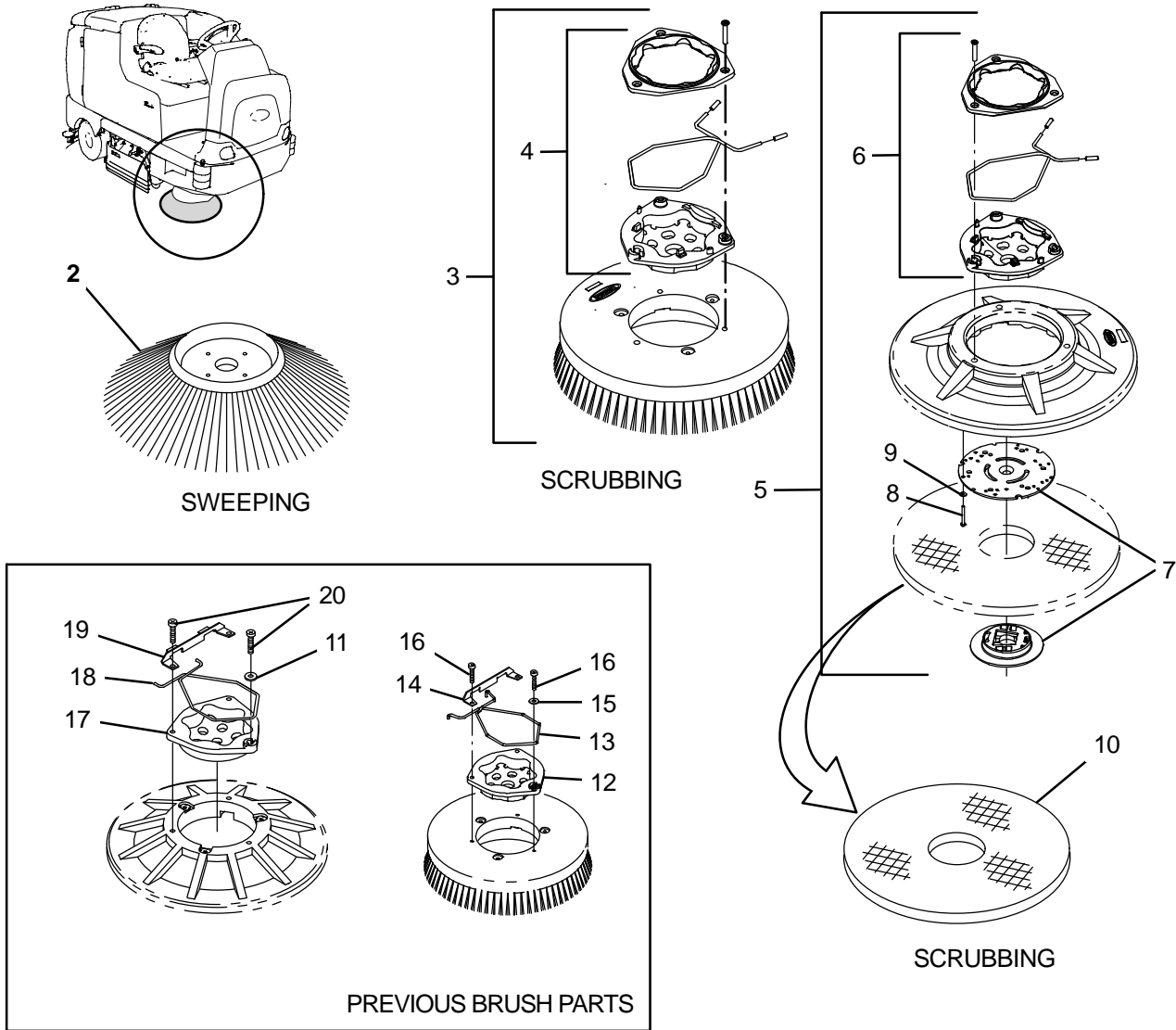


Fig. 2 – Replacement Brushes, Side Brush and Pre-Sweep

Ref.	Part No.	Serial Number	Description	Qty.
	1	1211934	(000000–) Brush, Sweep, 28L, Wedge, Polypropylene	1
	2	87419	(000000–) Brush, Disk, Sweep, 19.0D, Polypropylene	2
▽	3	1221543	(000000–) Brush Assy, Disk, Scb, 16.0d, Super Abrasive	1
▲	4	9014662	(000000–) Brush Kit, Hub Assy, Drive, Ci [Hdpe In]	1
▽	3	1220235	(000000–) Brush Assy, Disk, Scb, 16.0d, Nylon	1
▲	4	9014662	(000000–) Brush Kit, Hub Assy, Drive, Ci [Hdpe In]	1
▽	3	1220241	(000000–) Brush Assy, Disk, Scb, 16.0d, Polypropylene	1
▲	4	9014662	(000000–) Brush Kit, Hub Assy, Drive, Ci [Hdpe In]	1
▽	3	1220236	(000000–) Brush Assy, Disk, Scb, 16.0d, Heavy Duty Polypropylene	1
▲	4	9014662	(000000–) Brush Kit, Hub Assy, Drive, Ci [Hdpe In]	1
▽	5	1220244	(000000–) Driver Assy, Pad, 16.0d	1
▲	6	9014664	(000000–) Brush Kit, Hub Assy, Drive, Ci [Hdpe]	1
▲	7	370095	(000000–) Device, Centering, Clip On, TI [Gf Pp]	1
▲	8	09198	(000000–) Screw, Pan, Phl, M4 X 0.70 X 35, Ss	3
▲	9	41579	(000000–) Washer, Flat, 08, Ss	3
	10	63248-1	(000000–) Pad, Stripping, 16.0d, Brown [1 Pick = 1 Pad]	1
	10	63248-2	(000000–) Pad, Scrub, 16.0d, Blue [1 Pick = 1 Pad]	1
	10	63248-3	(000000–) Pad, Buff, 16.0d, Red [1 Pick = 1 Pad]	1
	10	63248-4	(000000–) Pad, Polish, 16.0d, White [1 Pick = 1 Pad]	1
	10	370092	(000000–) Pad, Stripping, 16.0d, Black [High Prod] [1 Pick = 1 Pad]	1
	10	1051027	(000000–) Pad, Surf Prep, 16.0d, Maroon [1pick=1pad]	1
	11	01684	(000000–) Washer, Flt, .25 Ss	1
	12	1017368	(000000–) Hub, Drive, Brush, Disk, 3 Hole 5.8Bc	1
	13	14838	(000000–) Spring, Wir, 0.16d, Brush Retaining	1
	14	24299	(000000–) Bracket, Retainer, Spring	1
	15	01684	(000000–) Washer, Flt, .25 Ss	1
	16	32746	(000000–) Screw, Pan, M06 X 1.0 X 35, Ss	3
	17	15539	(000000–) Adaptor, Brush	1
	18	14838	(000000–) Spring, Wir, 0.16d, Brush Retaining	1
	19	24299	(000000–) Bracket, Retainer, Spring	1
	20	32746	(000000–) Screw, Pan, M06 X 1.0 X 35, Ss	3
		1042504	(000000–) Brush Assy, Disk, Scrub, 16.0D, Super Abrasive (Replaced by 1221543)	1
		1042499	(000000–) Brush Assy, Disk, Scrub, 16.0D, Nylon (Replaced by 1220235)	1
		30241	(000000–) Brush Assy, Disk, Scrub, 16.0 D, Polypropylene (Replaced by 1220241)	1
		1042500	(000000–) Brush Assy, Disk, Scrub, 16.0D, Heavy Duty Polypropylene (Replaced by 1220236)	1
		397916	(000000–) Driver Assy, Pad, 16D (Replaced by 1220199)	1

Fig. 3 – Main Frame Group

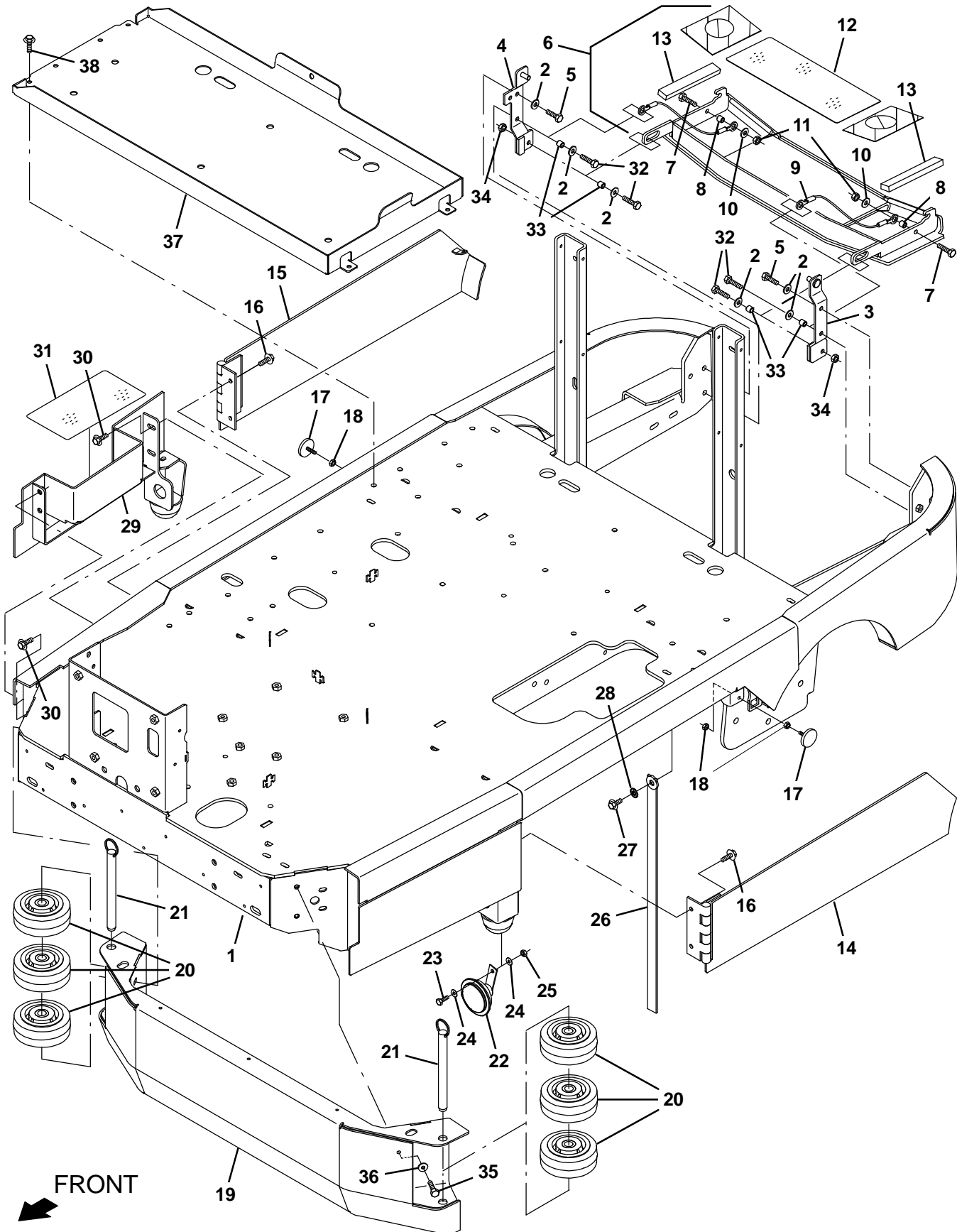


Fig. 3 – Main Frame Group

Ref.	Part No.	Serial Number	Description	Qty.	
1	1205154	(000000–010999)	Frame Wldt, Main [T17]	1	
1	1221285	(011000–012999)	Frame Wldt, Main [T17]	1	
1	1239252	(013000–)	Frame Wldt, Main [T17]	1	
2	01685	(000000–)	Washer, Flat, 0.38b 0.88d .08, Ss	8	
3	1208363	(000000–)	Bracket Wldt, Lh, Mtg, Door	1	
4	1208364	(000000–)	Bracket Wldt, Rh, Mtg, Door	1	
5	09011	(000000–)	Screw, Hex, M8 X 1.25 X 30, Ss	2	
▽	6	9020273	(000000–)	Bumper Kit, Rear, Afmkt [T17]	1
▲	7	09023	(000000–)	Screw, Hex, M8 X 1.25 X 35, Fl, Ss	2
▲	8	222516	(000000–)	Sleeve, P/m 0.32B 0.50D 0.3L [430Ss]	2
▲	9	87172	(000000–)	Cable, Glv .13d 010.0l .52eye /.52eye	2
▲	10	01685	(000000–)	Washer, Flat, 0.38b 0.88d .08, Ss	2
▲	11	08713	(000000–)	Nut, Hex, Lock, M8 X 1.25, NI, Ss	2
▲	12	1210711	(000000–)	Tread, Non–Skid–Step, 5.5w 13.8l	1
▲	13	1212350	(000000–)	Bumper, Strip. 1.0	2
14	1205863	(000000–)	Door Wldt, Brush, Lh	1	
15	1205864	(000000–)	Door Wldt, Brush, Rh	1	
16	1037346	(000000–)	Screw, Hex, M8 X 1.25 X 25, 9.8, Sems	4	
17	1202779	(000000–)	Magnet, Latch, Brush Door	2	
18	19312	(000000–)	Nut, Hex, Std, .25–20	4	
19	1205257	(000000–)	Channel Wldt, Bumper	1	
20	1052962	(000000–)	Wheel, 05.0d 2.00w 0.75b, Gray, W/ Bshg	6	
21	1206367	(000000–)	Pin, Hitch, .750d X 7.00l, PI	2	
22	1057780	(000000–)	Horn, 36vdc, 110dba	1	
23	08716	(000000–)	Screw, Hex, M6 X 1.00 X 20, Ss	1	
24	01684	(000000–)	Washer, Flat, 0.27b 0.69d .05, Ss	2	
25	08712	(000000–)	Nut, Hex, Lock, M6 X 1.00, NI, Ss	1	
26	71579	(000000–)	Strap, Static, W/Grommet, .19 1.1w 25.0l	1	
27	763045	(000000–)	Screw, Hex, M8 X 1.25 X 20, Fmg	1	
28	41141	(000000–)	Washer, Lock, Int–Ext, 0.31	1	
29	1205048	(000000–010999)	Panel Wldt, Cover, Brush	1	
29	1225506	(011000–)	Panel Wldt, Cover, Brush	1	
30	1020341	(000000–)	Screw, Hex, M8 X 1.25 X 20, Ss, Sems	5	
31	1212248	(000000–)	Tread, Non–Skid–Step, 3.75W 8.5L, Sba	1	
32	09023	(000000–)	Screw, Hex, M8 X 1.25 X 35, Fl, Ss	4	
33	222516	(000000–)	Sleeve, P/m 0.32B 0.50D 0.3L [430Ss]	4	
34	08713	(000000–)	Nut, Hex, Lock, M8 X 1.25, NI, Ss	2	
35	09010	(000000–)	Screw, Hex, M8 X 1.25 X 25, Ss	4	
36	1017218	(000000–)	Washer, flat, 0.32B 1.00D .12, Ss	4	
37	1238848	(013000–)	Tray Wldt, Battery	1	
38	1037354	(013000–)	Screw, Hex, M8 X 1.25 X 30, 9.8, Sems	4	

Fig. 4 - Front Covers Group

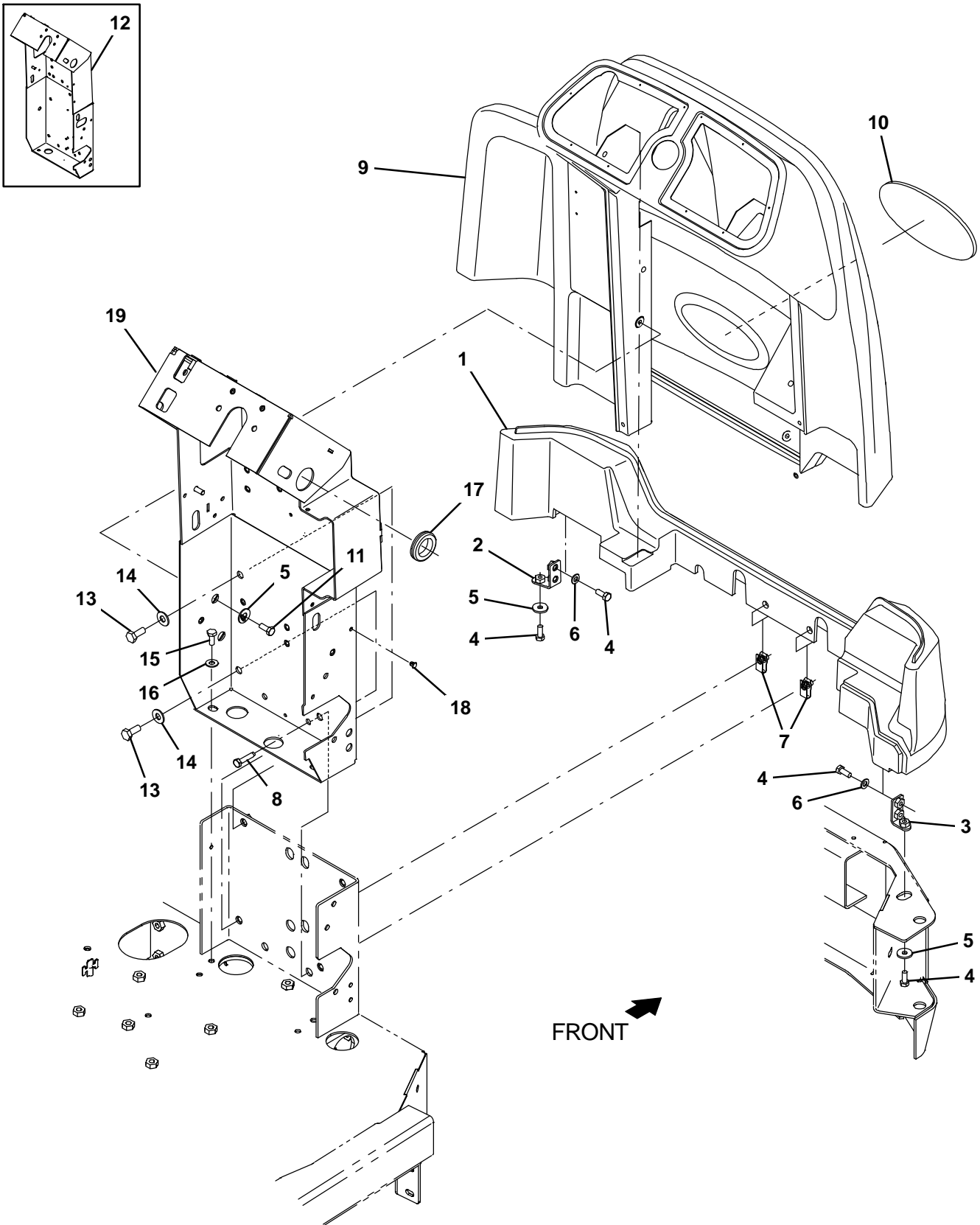


Fig. 4 – Front Covers Group

Ref.	Part No.	Serial Number	Description	Qty.	
1	1204732	(000000–) Platform, Oprtr, Front	1	
2	1208188	(000000–) Bracket Wldt, Mtg, Platform, Front	1	
3	1209246	(000000–) Bracket Wldt, Mtg, Platform, Front, Rh	1	
4	16931	(000000–) Screw, Hex, M8 X 1.25 X 20, 8.8	6	
5	1017218	(000000–) Washer, Flat, 0.32b 1.00d .12, Ss	6	
6	39349	(000000–) Washer, Flat, 0.31, Sae	4	
7	1208045	(000000–) Nut, U, M8 X 1.25 4–7 Thk	2	
8	1037355	(000000–) Screw, Hex, M8 X 1.25 X 35, 9.8, Sems	2	
▽	9	9020216	(000000–) Shroud, Front, Afrmkt [T17]	1
▲	10	1204077	(000000–) Nameplate, Tennant, Domed	1
11	09740	(000000–) Screw, Hex, M8 X 1.25 X 20, Ss	4	
12	1205397	(000000–010999) Channel Wldt, Steering	1	
13	39283	(000000–) Screw, Hex, M10 X 1.50 X 25, 8.8	5	
14	32492	(000000–) Washer, Flat, 0.38, Std	5	
15	09010	(000000–) Screw, Hex, M8 X 1.25 X 25, Ss	1	
16	32485	(000000–) Washer, Flat, 0.38, Sae	2	
17	04051	(000000–) Grommet, Rbr, 1.31id, F/1.6h, .12 Matl	1	
18	1202868	(000000–) Clip, Tie, 0.25d, Plstc	6	
19	1218213	(011000–) Channel Wldt, Sppt, Steering	1	

Fig. 5 - Steering Group

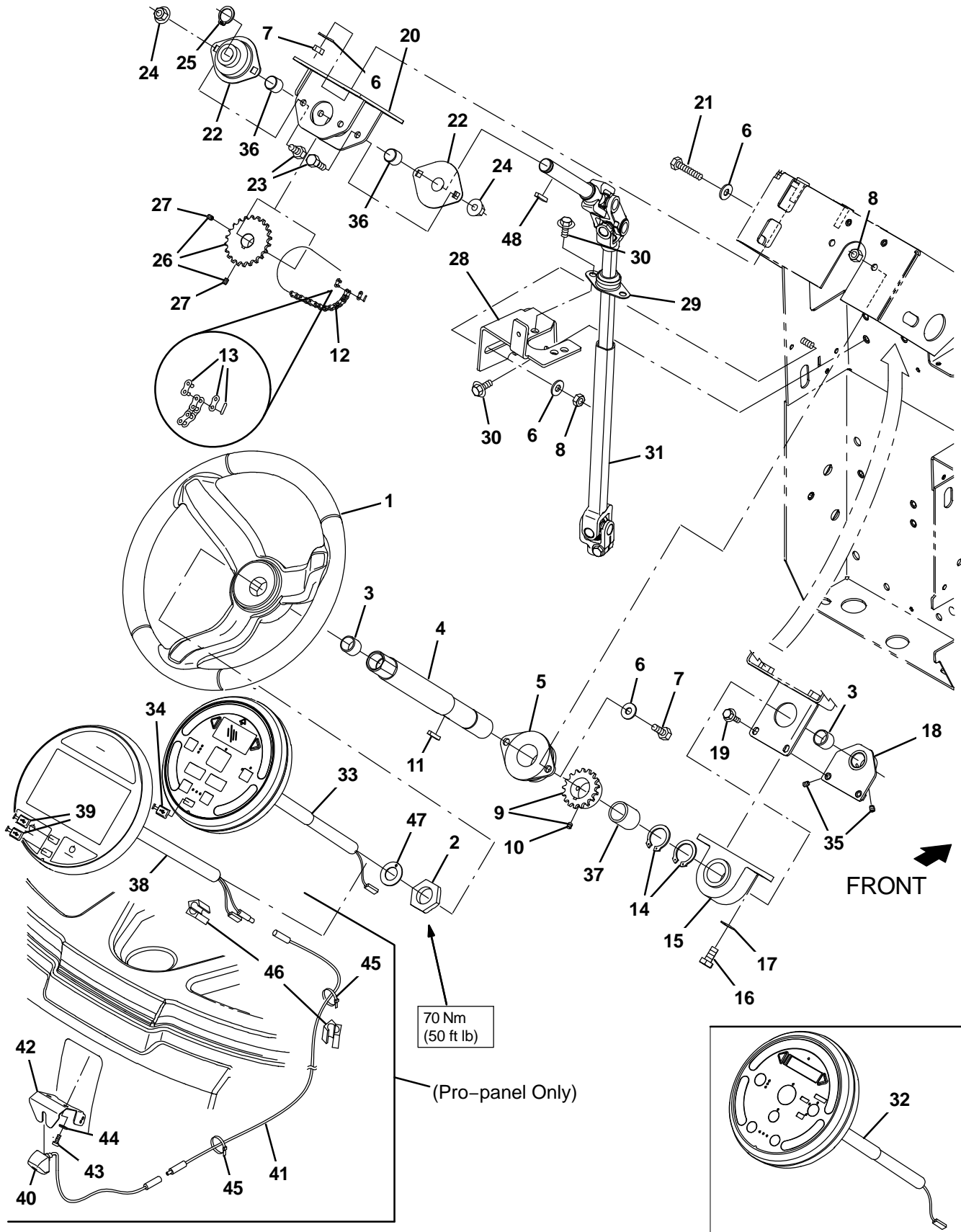


Fig. 5 - Steering Group

Ref.	Part No.	Serial Number	Description	Qty.	
1	1056412	(000000-) Wheel, Steering, 14.4d	1	
2	1059073	(000000-) Nut, Hex, Jam, 1.12-12	1	
3	1057785	(000000-) Bearing, Journal, 0.75b 0.88d 0.75l	2	
4	1208612	(000000-010999) Tube, Column, Steering	1	
4	1224341	(011000-) Tube, Column, Steering	1	
5	1057043	(000000-) Bearing, Flng, 2hole, 1.25b	1	
6	32491	(000000-) Washer, Flat, 0.31, Std	8	
7	16931	(000000-) Screw, Hex, M8 X 1.25 X 20, 8.8	8	
8	08709	(000000-) Nut, Hex, Lock, M8 X 1.25, NI	5	
▽	9010942	(000000-010999) Sprocket Kit, 1.12B, Afmkt [T12]	1	
▲	9	1053825	(000000-010999) Sprocket, Steering, 1.12B	1
▲	10	09162	(000000-010999) Screw, Set, M6 X 1.00 X 8, NI	2
▽	9014999	(011000-) Sprocket Kit, 1.12B, Afmkt [T17/M17]	1	
▲	9	1224700	(011000-) Sprocket, Steering, 1.12B	1
▲	10	1224893	(011000-) Screw, Set, M8 X 1.25 X 8, Lock	1
11	00912	(000000-) Key, Sq, 0.19 X 0.19, 1.00l	1	
12	1073181	(000000-) Chain, Rlr, 35 X 41 Pitches	1	
13	14799	(000000-) Link, Chain, Rlr, 35	1	
14	70651	(000000-010999) Ring, Retaining, Ext, 1.12d	1	
14	70651	(011000-) Ring, Retaining, Ext, 1.12d	2	
15	1054654	(000000-) Bearing, Pillowblock, 1.12b	1	
16	06961	(000000-) Screw, Hex, M10 X 1.5	2	
17	32485	(000000-) Washer, Flat, 0.38, Sae	2	
18	1208625	(000000-) Plate Wldt, Brg	1	
19	1034731	(000000-) Screw, Hex, M6 X 1.00 X 16, Ss, Sems	2	
20	1057572	(000000-) Plate Wldt, Sppt, Brg	1	
21	222505	(000000-) Screw, Hex, M8 X 1.25 X 45, Ss	1	
22	1057554	(000000-) Bearing, Flng, 2hole, 0.75b	2	
23	16735	(000000-) Screw, Hex, M8 X 1.25 X 16, 8.8	4	
24	07791	(000000-) Nut, Hex, Flng, M8 X 1.25	4	
25	26428	(000000-) Ring, Retaining, Ext, 0.75d, Hd	1	
▽	9010943	(000000-010999) Sprocket Kit, 0.75B, Afmkt [T12]	1	
▲	26	1057171	(000000-010999) Sprocket, Steering, 0.75B	2
▲	27	09162	(000000-010999) Screw, Set, M6 X 1.00 X 8, NI	2
▽	9014998	(011000-) Sprocket Kit, 0.75B, Afmkt [T17/M17]	1	
▲	26	1224699	(011000-) Sprocket, Steering, 0.75B	2
▲	27	1224893	(011000-) Screw, Set, M6 X 1.00 X 8, NI	2
28	1205296	(000000-010999) Bracket, Brg	1	
28	1225503	(011000-) Bracket, Brg	1	
29	223065	(000000-) Bearing, Flng, 2hole, 0.75b [Nyl]	1	
30	1020341	(000000-) Screw, Hex, M8 X 1.25 X 20, Ss, Sems	4	
31	1208113	(000000-) Shaft, Steering, Mnl	1	
32	9020223	(000000-012999) Panel Kit, Pod, Afmkt [Std, T17]	1	
33	9015635	(013000-) Panel Kit, Pod, Afmkt [Std, T20]	1	
34	1225119	(013000-) Cap, Usb, Universal	1	
35	09162	(000000-) Screw, Set, M6 X 1.00 X 8, NI	2	
36	1226141	(011000-) Sleeve, P/M, 0.75B 0.88D 0.6L [841Brz]	2	
37	1224454	(011000-) Sleeve, P/M, 1.13B 1.38D 1.0L	1	

Fig. 5 – Steering Group

	Ref.	Part No.	Serial Number	Description	Qty.
▽	38	9015633	(013000–) Panel Kit, Pod, Afmkt [Pro, M20/M30/T20](Pro–panel Only)	1
▲	39	1225119	(013000–) Cap, Usb, Universal (Pro–panel Only)	2
	40	1218851	(013000–) Camera, Color, Fixed (Pro–panel Only)	1
	41	1218852	(013000–) Cable, Camera, 197.0L [Hvs] (Pro–panel Only)	1
	42	1219037	(013000–) Bracket, Mount, Camera (Pro–panel Only)	1
	43	360973	(013000–) Screw, Pan, Phl, 12–16 X 0.50, F/Plstc (Pro–panel Only)	2
	44	19066	(013000–) Washer, flat, 0.25B 0.56D .05, PI, 10 (Pro–panel Only)	2
	45	763114	(013000–) Tie, Cable, 11.3L, 2.75D Max (Pro–panel Only)	6
	46	1040049	(013000–) Inductor, 32.0mml [Ferrite 0–300mhz] (Pro–panel Only)	2
	47	04846	(000000–) Washer, Thrust, 0.79b 1.42d 0.06[Garlok]	1
	48	00912	(000000–010999) Key, Sq, 0.19 X 0.19, 1.00l	1
	48	00911	(011000–) Key, Sq, 0.19 X 0.19, 0.75l	1

Fig. 6 – Brake and Directional Pedals Group

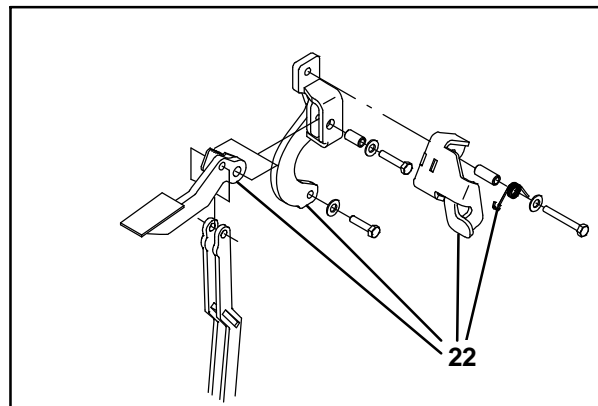
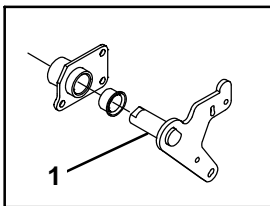
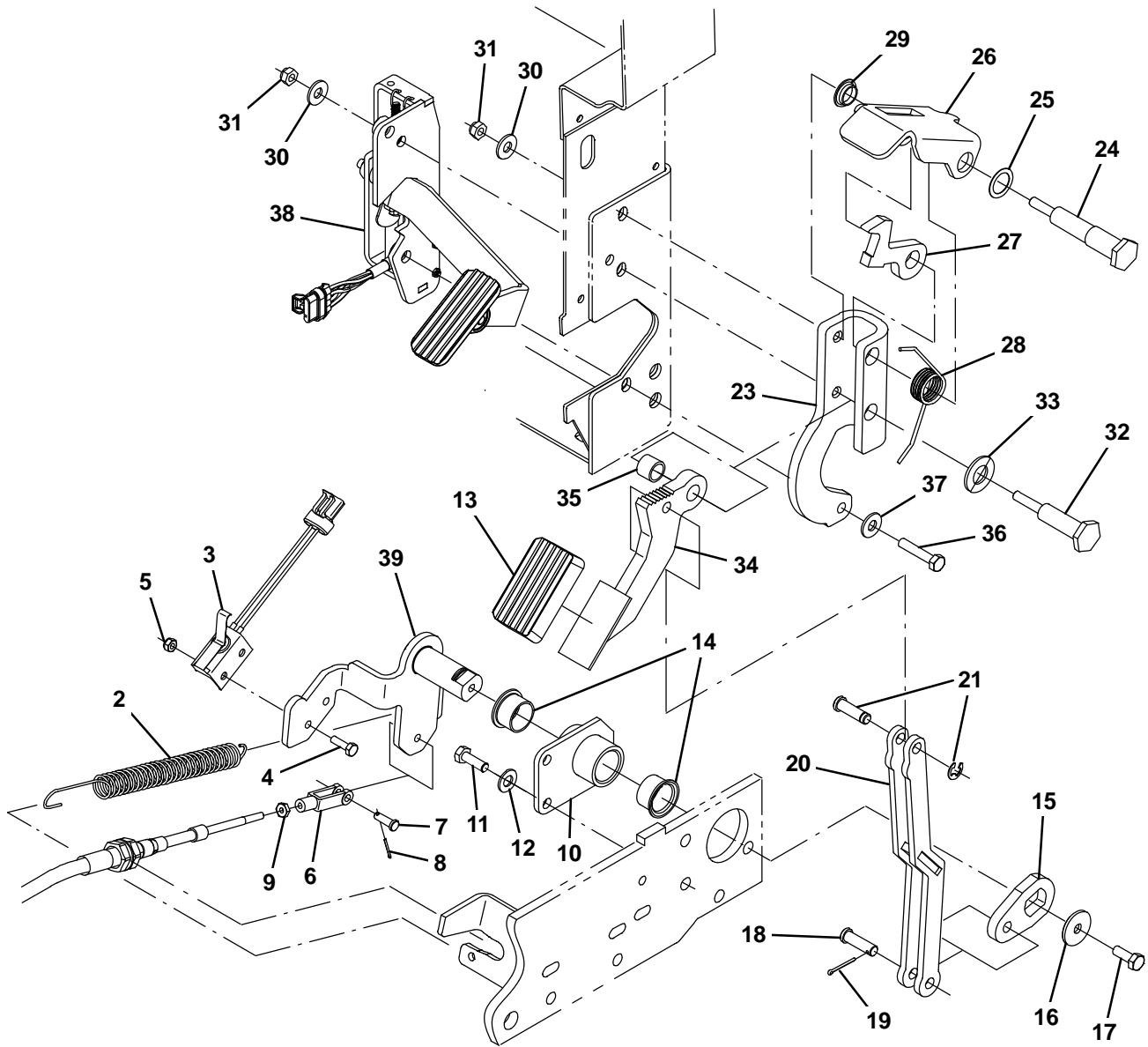


Fig. 6 – Brake and Directional Pedals Group

Ref.	Part No.	Serial Number	Description	Qty.
1	1207177	(000000–010999)	Shaft Wldt, Pivot, Front	1
2	1213461	(000000–)	Spring, Tens, .75Od X .08S 7.0L	1
3	1212400	(000000–)	Switch, Snap, 15a Nc	1
4	15678	(000000–)	Screw, Hex, M6 X 1.00 X 16, Ss	2
5	08712	(000000–)	Nut, Hex, Lock, M6 X 1.00, NI, Ss	2
6	14595–1	(000000–)	Clevis, Adj, 0.25pin, 0.25–28 Rh, PI	1
7	605070	(000000–)	Pin, Clevis, 0.25d X 0.79l	1
8	08178	(000000–)	Pin, Cotter, .062 X 0.75	1
9	32899	(000000–)	Nut, Hex, Jam, .25–28	1
10	1209015	(000000–010999)	Bracket Wldt, Support, Brake	1
10	1218580	(011000–)	Bracket Wldt, Support, Brake	1
11	09010	(000000–010999)	Screw, Hex, M8 X 1.25 X 25, Ss	3
11	09011	(011000–)	Screw, Hex, M8 X 1.25 X 30, Ss	3
12	01685	(000000–)	Washer, Flat, 0.38b 0.88d .08, Ss	3
13	1207654	(000000–)	Pad, Pedal, Brake, 2.79l 1.84w .75t	1
14	56166	(000000–)	Bushing, Flng, 1.00b 1.13d 0.75l	2
15	1207174	(000000–010999)	Bracket, Brake, Front	1
15	1218579	(011000–)	Bracket, Brake, Front	1
16	1016331	(000000–)	Washer, Flat, 0.34b 1.25d .11, Ss	1
17	09740	(000000–)	Screw, Hex, M8 X 1.25 X 20, Ss	1
18	46657	(000000–)	Pin, Clevis, 0.37d X 1.25l	1
19	08179	(000000–)	Pin, Cotter, .094 X 1.00	1
20	1207566	(000000–)	Link Wldt, Brake	1
21	1207981	(000000–)	Pin, Clevis, Grvd, 0.38d X 1.25l	1
22	9016734	(000000–011777)	Brake Kit, Replmt, Afmkt[T17/M17]	1
23	1236066	(011778–)	Bracket, Mtg, Pedal, Painted	1
24	1234792	(011778–)	Pin, Spindle, Spring	1
25	630358	(011778–)	Washer, Flat, 0.75b 1.00d .03, Nyl	1
26	1230885	(011778–)	Pedal, Window	1
27	1230821	(011778–)	Stop, Lock, Pedal	1
28	1234554	(011778–)	Spring, Torsion, Brake	1
29	04843	(011778–)	Bushing, Flng, 0.63b 0.72d 0.25l	1
30	32491	(011778–)	Washer, Flat, 0.31, Std	2
31	08709	(011778–)	Nut, Hex, Lock, M8 X 1.25, NI	2
32	1234789	(011778–)	Pin, Mtg, M8 X 1.25 Thrd	1
33	15331	(011778–)	Washer, Flat, 0.62, Sae	1
34	1229005	(011778–)	Plate Wldt, Shaft, Pedal	1
35	830207	(011778–)	Sleeve, 0.65b 0.87d 0.6l, PI	1
36	09026	(011778–)	Screw, Hex, M8 X 1.25 X 40, Ss	1
37	32491	(011778–)	Washer, Flat, 0.31, Std	1
38	1209411	(000000–)	Pedal Assy, Accelerator, W/O Brake [T17]	1
39	1217475	(000000–)	Shaft Wldt, Pivot, Front	1

Fig. 7 - Instrument Panel Group

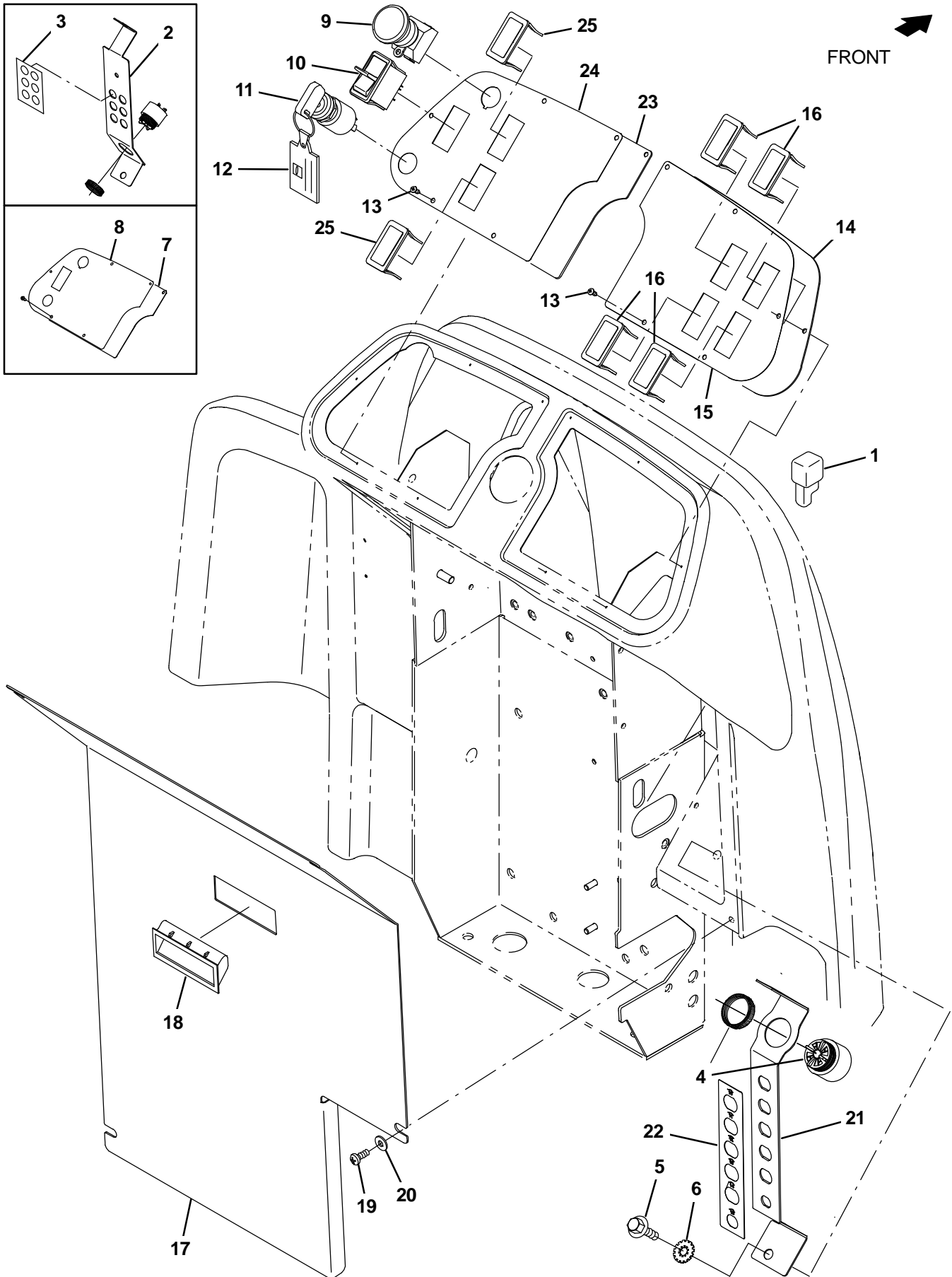


Fig. 7 – Instrument Panel Group

Ref.	Part No.	Serial Number	Description	Qty.	
1	222290	(000000–)	Diode, Ele, Plug	1	
2	1206546	(000000–010999)	Bracket, Ele, Cb	1	
3	1208411	(000000–010999)	Label, Circuit Breaker	1	
4	1052726	(000000–)	Alarm, 9–48vdc, 95 Db(A) [Ec–H20]	1	
5	1020341	(000000–)	Screw, Hex, M8 X 1.25 X 20, Ss, Sems	1	
6	41141	(000000–)	Washer, Lock, Int–Ext, 0.31	1	
7	1201534	(000000–012999)	Panel, Console, Lh	1	
8	1204170	(000000–012999)	Label, Opertnl, Console, Lh	1	
9	1011735	(000000–)	Switch, Safety, Shutoff	1	
10	1058679	(000000–)	Switch, Rocker, Dpdt, On / None / On	1	
▽	11	361076	(000000–)	Switch, Ignition [Merit Gmbh]	1
▲		361144	(000000–)	Key, Ignition, Sgl	1
	12	1075003	(000000–)	Keychain, Rectangle, Parts & Service	1
	13	140825	(000000–)	Screw, Pan, Phl, 06 X 0.50, Fmg/Ab, Blk	10
	14	1208185	(000000–)	Panel, Console, Rh	1
	15	1252251	(000000–)	Label, Opertnl, Console, Rh [2–Switch]	1
	16	398501	(000000–)	Plug, Hole, Rt, Rocker Switch, .87 X 1.7	4
	17	9020225	(000000–)	Panel, Access, Na, Afmkt [T17]	1
	17	9020227	(000000–)	Panel, Access, Tj, Afmkt [T17]	1
	18	1208187	(000000–)	Handle, Panel	1
	19	1045525	(000000–)	Screw, Pan, Phl, M6 X 1.00 X 12, Blk	4
	20	1069322	(000000–)	Washer, Flat, 0.25, Sae, Blk	4
	21	1217573	(011000–)	Bracket, Ele, Circuitbreaker	1
	22	1218920	(011000–)	Label, Circuitbreaker, Steering	1
	23	1236430	(013000–)	Panel, Console, Lh	1
	24	1238870	(013000–)	Label, Opertnl, Console, Lh	1
	25	398501	(013000–)	Plug, Hole, Rt, Rocker Switch, .87 X 1.7	2

Fig. 8 - Seat Group

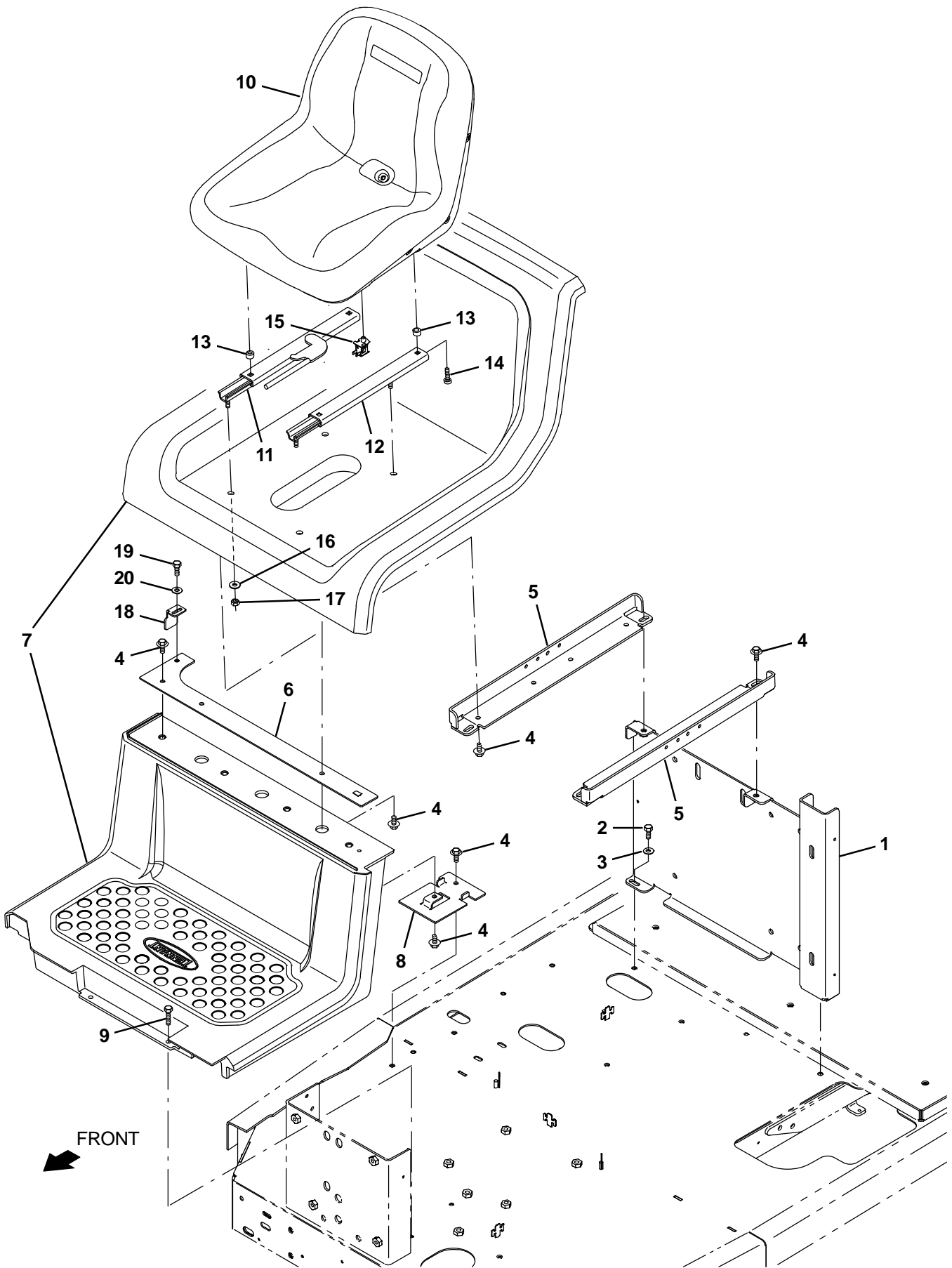


Fig. 8 – Seat Group

Ref.	Part No.	Serial Number	Description	Qty.
1	1207922	(000000–) Bracket Wldt, Sppt, Tank	1
2	223163	(000000–) Screw, Hex, M8 X 1.25 X 30, 8.8, NI	2
3	1017218	(000000–) Washer, Flat, 0.32b 1.00d .12, Ss	2
4	1020341	(000000–) Screw, Hex, M8 X 1.25 X 20, Ss, Sems	11
5	1239681	(000000–) Angle, Sppt, Seat	2
6	1206785	(000000–) Plate Wldt, Mtg, Platform	1
7	1212415	(000000–) Platform Set, Oprtr [T17]	1
8	1205073	(000000–) Plate, Mtg	1
9	1037355	(000000–) Screw, Hex, M8 X 1.25 X 35, 9.8, Sems	2
10	1201894	(000000–) Seat, Std [Milsco]	1
11	360370	(000000–) Track, Slide, Seat Adj, 12.5l, W/Latch	1
12	360369	(000000–) Track, Slide, Seat Adj, 12.5l	1
13	1051052	(000000–) Spacer, Rnd, .38b .88d .38l	4
14	49177	(000000–) Screw, Pan, Phl, .31–18 X 1.00, G2	4
15	1048955	(000000–) Switch, Seat, No [Delta 6440–04]	1
16	01685	(000000–) Washer, Flat, 0.38b 0.88d .08, Ss	4
17	41437	(000000–) Nut, Hex, Lock, .31–18, NI, Ss	4
18	1209194	(000000–) Angle, Latch	1
19	06942	(000000–) Screw, Hex, M6 X 1.00 X 16, 8.8	1
20	32483	(000000–) Washer, Flat, 0.25, Sae	1

Fig. 9 - Deluxe Seat Kit

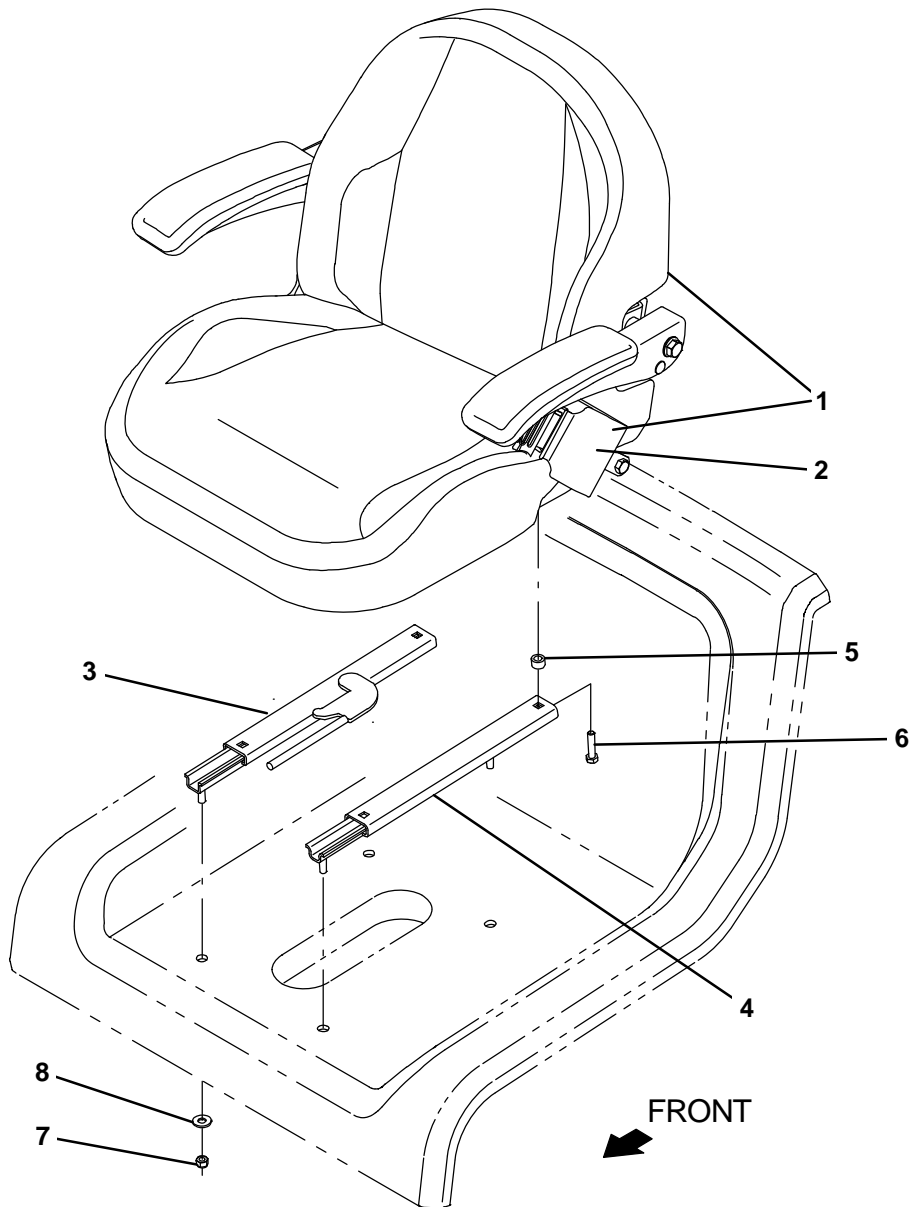


Fig. 9 – Deluxe Seat Kit

	Ref.	Part No.	Serial Number	Description	Qty.
▽		9020103	(000000–) Seat Kit, Deluxe, Ci [T17]	1
▲▽	1	1201428	(000000–) Seat, Dlx, W/ Armrests & Seatbelt	1
▲▲	2	1248442	(000000–) Seatbelt, Orange, Retractable, Afmkt	1
▲	3	360370	(000000–) Track, Slide, Seat Adj, 12.5l, W/Latch	1
▲	4	360369	(000000–) Track, Slide, Seat Adj, 12.5l	1
▲	5	1051052	(000000–) Spacer, Rnd, .38b .88d .38l	4
▲	6	49177	(000000–) Screw, Pan, Phl, .31–18X1.00, G2	4
▲	7	41437	(000000–) Nut, Hex, Lock, .31–18, NI, Ss	4
▲	8	01685	(000000–) Washer, Flat, 0.38b 0.88d .08, Ss	4

Fig. 10 – Drive Wheel Group (000000–010999)

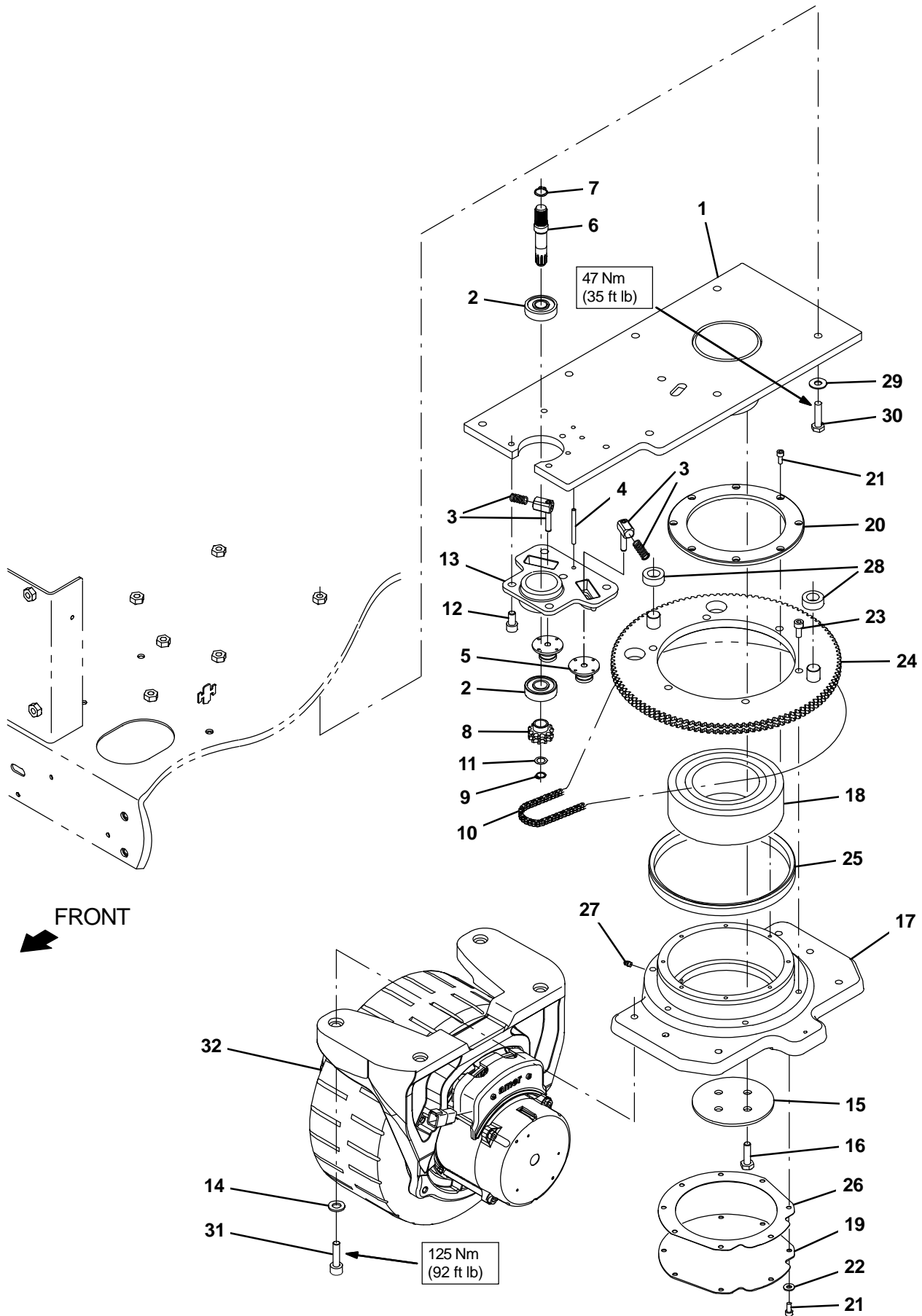


Fig. 10 – Drive Wheel Group (000000–010999)

Ref.	Part No.	Serial Number	Description	Qty.
▽	9013267	(000000–010999)	Transmission Assy, Str, Afmkt [T17]	1
▲	1 1209073	(000000–010999)	Plate Wldt, Attachment, Frame	1
▲	2 1208971	(000000–010999)	Bearing, Ball, 0.67b, 1.85d, 0.55w	2
▲	3 9015632	(000000–010999)	Tensioner Kit, Str Trans, Afmkt [T17/M17]	2
▲	4 26315	(000000–010999)	Pin, Roll, .250X 1.5L, .250/.256	4
▲	5 1208974	(000000–010999)	Tensioner, Chain, Dbl	2
▲	6 1208986	(000000–010999)	Shaft, Input, Transmission	1
▲	7 1208985	(000000–010999)	Ring, Retaining, Ext, 16.2mm Id, Hd	1
▲	8 1208989	(000000–010999)	Sprocket, Dbl	1
▲	9 1208983	(000000–010999)	Ring, Retaining, Ext, 11.5mm Id	1
▲	10 1208987	(000000–010999)	Chain, Double, 3/8 Pitch, Transmission	1
▲	11 1208999	(000000–010999)	Washer, Large, Transmission	1
▲	12 1208977	(000000–010999)	Screw, Soc, M10 X 1.5 X 20, 12.9	5
▲	13 1209052	(000000–010999)	Housing, Input [As Machined]	1
▲	14 33925	(000000–010999)	Washer, Flat, M12	4
▲	15 1209966	(000000–010999)	Retainer, Shaft, Transmission	1
▲	16 368176	(000000–010999)	Screw, Hex, M10 X 1.50 X 35, 10.9	4
▲	17 1210286	(000000–010999)	Housing, Output, Machined	1
▲	18 1209969	(000000–010999)	Bearing, Ball, 3.74b, 6.69d, 2.19w	1
▲	19 1209968	(000000–010999)	Cover, Transmission	1
▲	20 1209965	(000000–010999)	Retainer, Housing, Transmission	1
▲	21 1062386	(000000–010999)	Screw, Soc, M6 X 1.00 X 14, NI	16
▲	22 32483	(000000–010999)	Washer, Flat, 0.25, Sae	8
▲	23 41358	(000000–010999)	Screw, Soc, M10 X 1.50 X 35, 12.9	6
▲	24 1209964	(000000–010999)	Sprocket Wldt, Output, Transmission	1
▲	25 1209995	(000000–010999)	Seal, Axial, Transmission [199 Vs R]	1
▲	26 1209960	(000000–010999)	Gasket, Steering, Transmission	1
▲	27 07259	(000000–010999)	Fitting, Grease, Str Pm04 .47I	1
▲	28 1211952	(000000–010999)	Tube, 0.74id 1.24od 0.47I, Pyu	2
▲	29 32492	(000000–010999)	Washer, Flat, 0.38, Std	7
▲	30 39285	(000000–010999)	Screw, Hex, M10 X 1.50 X 40, 8.8	7
▲	31 16960	(000000–010999)	Screw, Soc, M12 X 1.75 X 40, 12.9	4
▽	32 1206485	(000000–010999)	Wheel Assy, Drive, Ac, W/O Brake	1
▲	9020266	(000000–010999)	Tire, Assy, Front, Std, Red [T17]	1
▽	32 1208899	(000000–010999)	Wheel Assy, Drive, Ac, W/O Brake, White (Optional)	1
▲	9020267	(000000–010999)	Tire Assy, Front, Opt, White [T17] (Optional)	1

Fig. 11 – Drive Wheel Group (011000-)

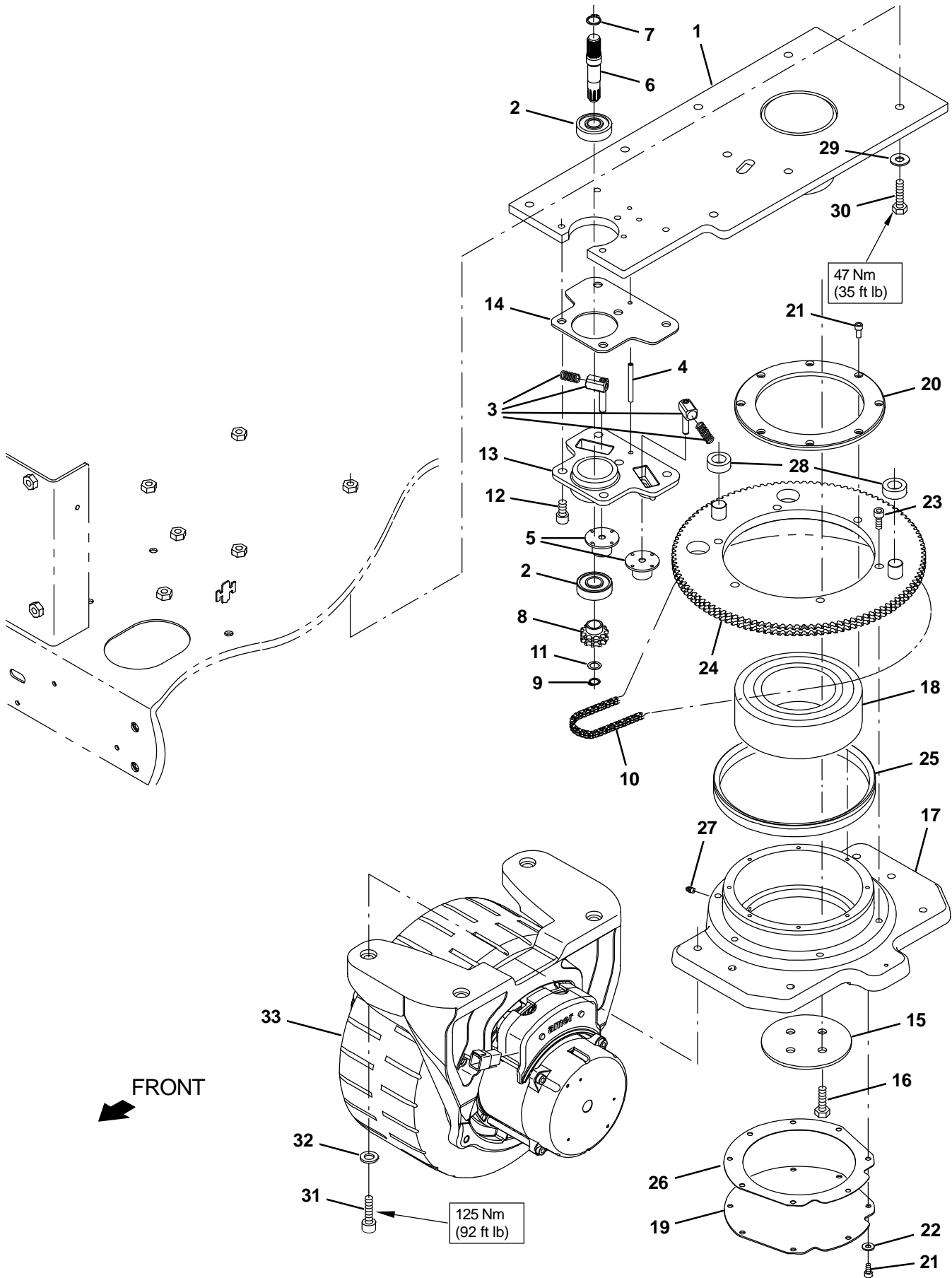


Fig. 11 - Drive Wheel Group (011000-)

Ref.	Part No.	Serial Number	Description	Qty.
▽	9014997	(011000-) Transmission Assy, Str, Afmkt [T17/M17]	1
▲	1 1217322	(011000-) Plate Wldt, Attachment, Frame	1
▲	2 1208971	(011000-) Bearing, Ball, 0.67b, 1.85d, 0.55w	2
▲	3 9015632	(011000-) Tensioner Kit, Str Trans, Afmkt [T17/M17]	1
▲	4 26315	(011000-) Pin, Roll, .250d X 1.50l, .250/.256	
▲	5 1208974	(011000-) Tensioner, Chain, Dbl	2
▲	6 1208986	(011000-) Shaft, Input, Transmission	1
▲	7 1208985	(011000-) Ring, Retaining, Ext, 16.2mm Id, Hd	1
▲	8 1208989	(011000-) Sprocket, Dbl	1
▲	9 1208983	(011000-) Ring, Retaining, Ext, 11.5mm Id	1
▲	10 1208987	(011000-) Chain, Double, 3/8 Pitch, Transmission	1
▲	11 1208999	(011000-) Washer, Flat, 0.50b 0.75d .02, Stl	1
▲	12 1208977	(011000-) Screw, Soc, M10 X 1.5 X 20, 12.9	5
▲	13 1209052	(011000-) Housing, Input [As Machined]	1
▲	14 1225563	(011000-) Shim, Transmission	1
▲	15 1209966	(011000-) Retainer, Shaft, Transmission	1
▲	16 368176	(011000-) Screw, Hex, M10 X 1.50 X 35, 10.9	4
▲	17 1210286	(011000-) Housing, Output, Machined	1
▲	18 1209969	(011000-) Bearing, Ball, 3.74b, 6.69d, 2.19w	1
▲	19 1209968	(011000-) Cover, Transmission	1
▲	20 1209965	(011000-) Retainer, Housing, Transmission	1
▲	21 1062386	(011000-) Screw, Soc, M6 X 1.00 X 14, NI	16
▲	22 32483	(011000-) Washer, Flat, 0.25, Sae	8
▲	23 41358	(011000-) Screw, Soc, M10 X 1.50 X 35, 12.9	6
▲	24 1209964	(011000-) Sprocket Wldt, Output, Transmission	1
▲	25 1209995	(011000-) Seal, Axial, Transmission [199 Vs R]	1
▲	26 1209960	(011000-) Gasket, Steering, Transmission	1
▲	27 07259	(011000-) Fitting, Grease, Str Pm04 .47l	1
▲	28 1211952	(011000-) Tube, 0.74id 1.24od 0.47l, Pyu	2
▲	29 32492	(011000-) Washer, Flat, 0.38, Std	7
▲	30 39285	(011000-) Screw, Hex, M10 X 1.50 X 40, 8.8	7
▲	31 16960	(011000-) Screw, Soc, M12 X 1.75 X 40, 12.9	4
▲	32 33925	(011000-) Washer, Flat, M12, Ss	4
▽	33 1244839	(011000-) Wheel Assy, Drive, Ac, W/O Brake	1
▲	9020266	(011000-) Tire, Assy, Front, Std, Red [T17]	1
▽	33 1244840	(011000-) Wheel Assy, Drive, Ac, W/O Brake, White (Optional)	1
▲	9020267	(011000-) Tire Assy, Front, Opt, White [T17] (Optional)	1

Fig. 12 – Drive Wheel Electrical Group (000000–010999)

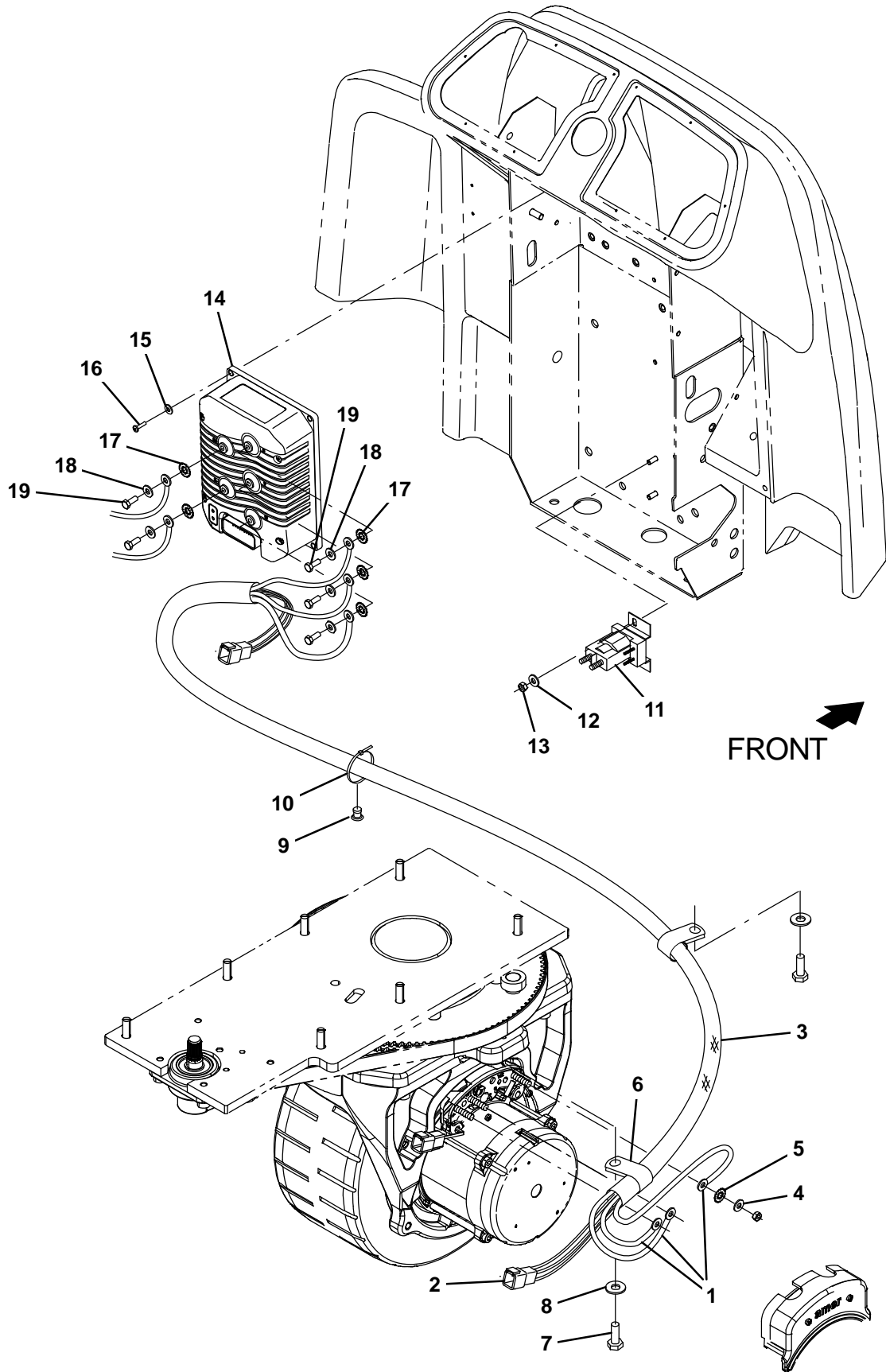


Fig. 12 – Drive Wheel Electrical Group (000000–010999)

Ref.	Part No.	Serial Number	Description	Qty.
1	1072951	(000000–010999)	Harness, Cable, Propel Motor [T17] (Replaced by 9015274)	1
2	1072952	(000000–010999)	Harness, Ele, Propel Motor [T17] (Replaced by 9015274)	1
3	82831	(000000–010999)	Sleeve, Nyl, 1.63id 35.0l	1
4	39349	(000000–010999)	Washer, Flat, 0.31, Sae	3
5	32984	(000000–010999)	Washer, Lock, Int, 0.31	3
6	69234	(000000–010999)	Clamp, Cable, Stl, 1.00d X 0.75w, 1hole	1
7	15678	(000000–010999)	Screw, Hex, M6 X 1.00 X 16, Ss	1
8	01684	(000000–010999)	Washer, Flat, 0.27b 0.69d .05, Ss	1
9	1071085	(000000–010999)	Clip, Tie, 0.25d, Plstc	1
10	763114	(000000–010999)	Tie, Cable, 11.3l, 2.75d Max	1
11	386810	(000000–010999)	Contacto, 36vdc, 100a, Sp, No	2
12	32483	(000000–010999)	Washer, Flat, 0.25, Sae	2
13	41359	(000000–010999)	Nut, Hex, Std, M6 X 1.00, 8	2
14	1207297	(000000–010999)	Controller, Propel [Ac, 36v, 275a]	1
15	01683	(000000–010999)	Washer, Flat, 10, Ss	4
16	24265	(000000–010999)	Screw, Pan, Phi, M4 X 0.70 X 16, Ss	4
17	07515	(000000–010999)	Washer, Lock, Int, 0.25, Ss	5
18	32483	(000000–010999)	Washer, Flat, 0.25, Sae	5
19	06942	(000000–010999)	Screw, Hex, M6 X 1.00 X 16, 8.8	5

Fig. 13 – Drive Wheel Electrical Group (011000-)

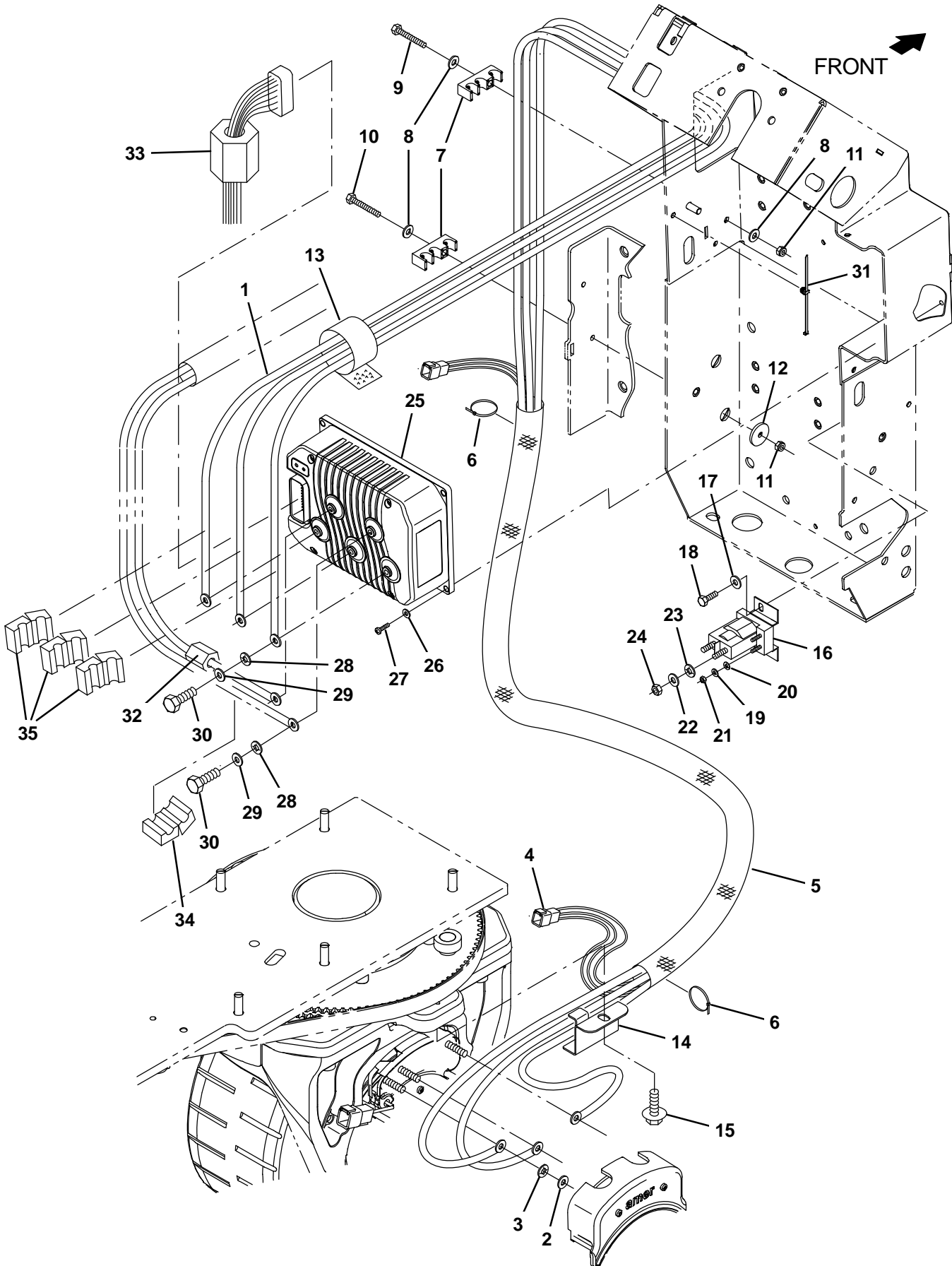


Fig. 13 – Drive Wheel Electrical Group (011000–)

Ref.	Part No.	Serial Number	Description	Qty.
1	1074570	(0000–) Cable Assy, 02ga [T18/T17, Propel]	1
2	39349	(0000–) Washer, Flat, 0.31, Sae	3
3	32984	(0000–) Washer, Lock, Int, 0.31	3
4	1075150	(0000–) Harness, Ele, Propel Motor [M17, T17]	1
5	13773	(0000–) Sleeve, Nyl, 1.63id 20.0l	1
6	763114	(0000–) Tie, Cable, 11.3l, 2.75d Max	2
7	1221794	(0000–) Clamp, Sppt, Wire	4
8	32483	(0000–) Washer, Flat, 0.25, Sae	5
9	06946	(0000–) Screw, Hex, M6 X 1.00 X 35, 8.8	1
10	06948	(0000–) Screw, Hex, M6 X 1.00 X 45, 8.8	1
11	08708	(0000–) Nut, Hex, Lock, M6 X 1.00, NI	4
12	386063	(0000–) Washer, Flat, 0.25b 1.12d .12, Ss	1
13	1209444	(0000–) Fastener, 11.00l [Hook & Loop]	1
14	1217751	(0000–) Clamp, Cable	1
15	1040467	(0000–) Screw, Hex, M6 X 1.00 X 20, 9.8, Sems	1
16	386810	(0000–) Contactor, 36vdc, 100a, Sp, No	1
17	32483	(0000–) Washer, Flat, 0.25, Sae	2
18	06942	(0000–) Screw, Hex, M6 X 1.00 X 16, 8.8	2
19	19324	(0000–) Washer, Flat, 10, Sae	2
20	32980	(0000–) Washer, Lock, Int, 10	2
21	01713	(0000–) Nut, Hex, Std, 10–32,	2
22	39349	(0000–) Washer, Flat, 0.31, Sae	2
23	32984	(0000–) Washer, Lock, Int, 0.31	2
24	20170	(0000–) Nut, Hex, Jam, .31–24	2
25	1225442	(0000–) Controller, Propel [Ac, 36v, 275a]	1
26	19065	(0000–) Washer, Flat, 0.19b 0.44d .05, PI, 08	4
27	06927	(0000–) Screw, Pan, Phl, M4 X 0.70 X 16, 4.8	4
28	07515	(0000–) Washer, Lock, Int, 0.25, Ss	5
29	32483	(0000–) Washer, Flat, 0.25, Sae	5
30	06942	(0000–) Screw, Hex, M6 X 1.00 X 16, 8.8	5
31	1221161	(0000–) Tie, Cable, Nyl, Push Mount, 76mm Max D	1
32	1039998	(0000–) Inductor, 32.5mml [Ferrite 25–300mhz] (Australia Only)	1
33	1052123	(0000–) Inductor, 18mmid [225 Imp At 25mhz] (Australia Only)	1
34	1039998	(0000–) Inductor, 32.5mmid [Ferrite 25–30Mhz] (Europe, Australia, Canada Only)	1
35	1052126	(0000–) Inductor, 12.7mmid [156 Imp At 25Mhz] (Europe, Australia, Canada Only)	3

Fig. 14 – Rear Wheels and Brake Group

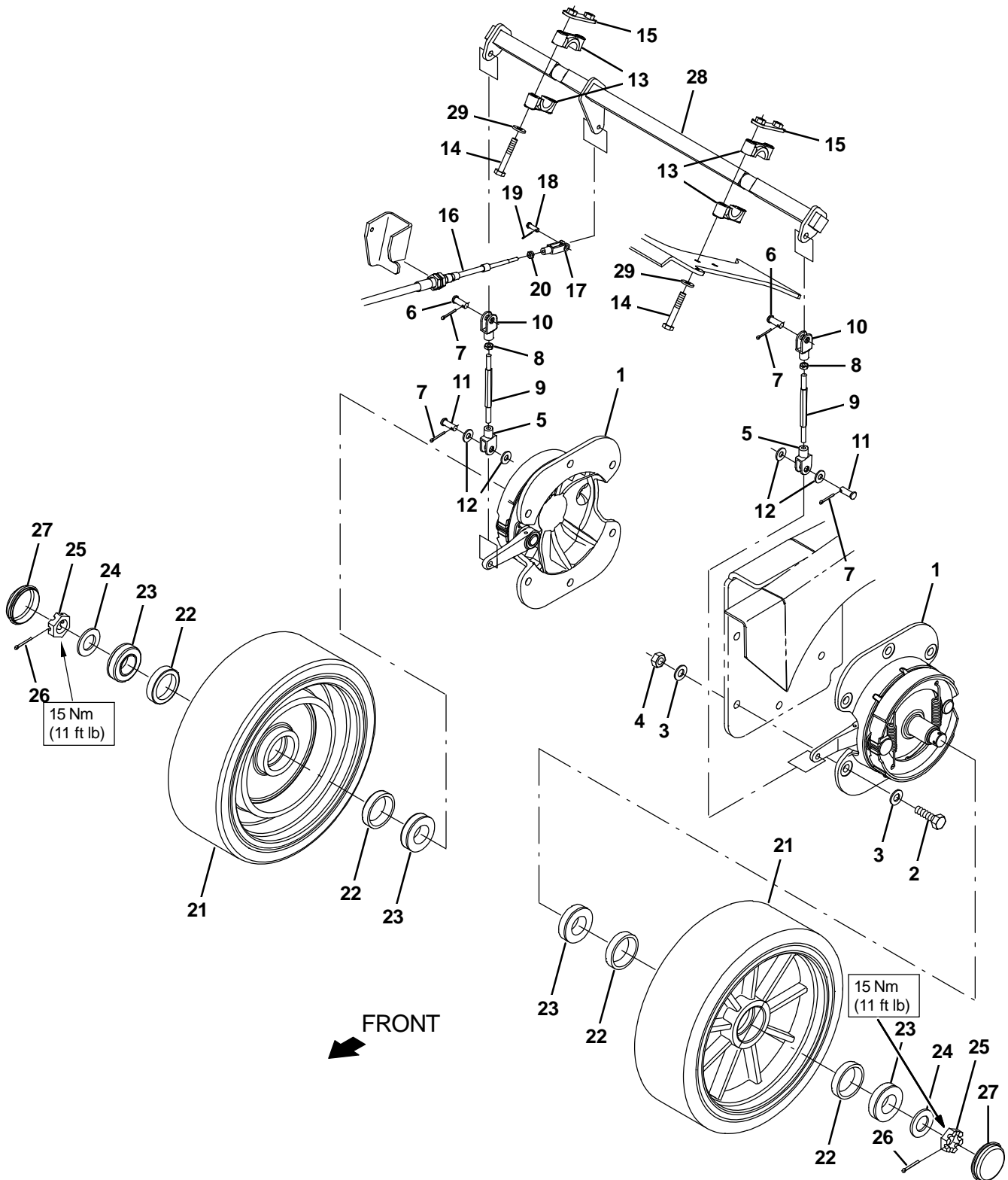


Fig. 14 – Rear Wheels and Brake Group

Ref.	Part No.	Serial Number	Description	Qty.
▽	1	54577	(000000–) Brake Assy, Drum, Mech, 07.9d [6600]	2
▲		66211	(000000–) Shoe Set, Brake [1pick=1pkg]	1
▲▽		66213	(000000–) Brake Kit, Repair	1
▲▲		70161	(000000–) Shaft	1
▲		70158	(000000–) Spring	2
	2	06969	(000000–) Screw, Hex, M12 X 1.75 X 40, 8.8	12
	3	32486	(000000–) Washer Flat,0.50,Sae	24
	4	08711	(000000–) Nut, Hex, Lock, M12 X 1.75, NI	12
▽		9020231	(000000–) Brake Rod Kit, Afmkt [T17]	2
▲	5	1023676	(000000–) Clevis, Adj, 0.38pin, 0.31–24, PI	2
▲	6	76653	(000000–) Pin, Clevis, 0.37d X 1.00l	2
▲	7	08182	(000000–) Pin, Cotter, .125 X 1.00	4
▲	8	20170	(000000–) Nut, Hex, Jam, .31–24	2
▲	9	1207984	(000000–) Rod, Hex, Thd .31–24, 2–Ended	2
▲	10	1023677	(000000–) Clevis, Adj, 0.38pin, 0.31–24, Lh, PI	2
▲	11	630258	(000000–) Pin, Clevis, 0.38D X 1.00L	2
▲	12	32491	(000000–) Washer, flat, 0.31, Std	4
	13	381502	(000000–) Bearing, Split, 1.00b	4
	14	39281	(000000–) Screw, Hex, M8 X 1.25 X 90, 8.8	4
	15	1208106	(000000–) Plate Wldt, Bearing Clamp	2
	16	1207436	(000000–) Cable, Push / Pull, 052.6L .25–28/.25–28	1
	17	14595–1	(000000–) Clevis, Adj, 0.25pin, 0.25–28 Rh, PI	1
	18	605070	(000000–) Pin, Clevis, 0.25d X 0.79l	1
	19	08178	(000000–) Pin, Cotter, .062 X 0.75	1
	20	32899	(000000–) Nut, Hex, Jam, .25–28	1
▽		9020263	(000000–) Tire Assy, Rear, Std (1) [T17]	2
▲	21	1212112	(000000–) Tire, Solid, 15.0 X 5.0, Poly, Std	1
▲▽		9020265	(000000–) Wheel Bearing Kit, Rear, Afmkt [T17]	1
▲▲	22	51338	(000000–) Bearing, Cup, 2.56d 0.55w	2
▲▲	23	51339	(000000–) Bearing, Cone, 1.38b 0.71w	2
▲▲	24	32969	(000000–) Washer, Flat, 1.00, Sae	1
▲▲	25	14242	(000000–) Nut, Hex, Sltd, 1.00–20	1
▲▲	26	08202	(000000–) Pin, Cotter, .125 X 1.75	1
▲▲	27	54390	(000000–) Cap, Hub, Dust, 2.57d 0.77l	1
▽		9020264	(000000–) Tire Assy, Rear, High Traction (1) [T17] (Option)	2
▲	21	1242235	(000000–) Tire, Solid, 15.0 X 5.0 [Hi–Traction]	1
▲▽		9020265	(000000–) Wheel Bearing Kit, Rear, Afmkt [T17]	1
▲▲	22	51338	(000000–) Bearing, Cup, 2.56d 0.55w	2
▲▲	23	51339	(000000–) Bearing, Cone, 1.38b 0.71w	2
▲▲	24	32969	(000000–) Washer, Flat, 1.00, Sae	1
▲▲	25	14242	(000000–) Nut, Hex, Sltd, 1.00–20	1
▲▲	26	08202	(000000–) Pin, Cotter, .125 X 1.75	1
▲▲	27	54390	(000000–) Cap, Hub, Dust, 2.57d 0.77l	1
	28	1207184	(000000–) Shaft Wldt, Brake	1
	29	39349	(000000–) Washer, Flat, 0.31, Sae	4

Fig. 15 – Scrub Head Lift Group

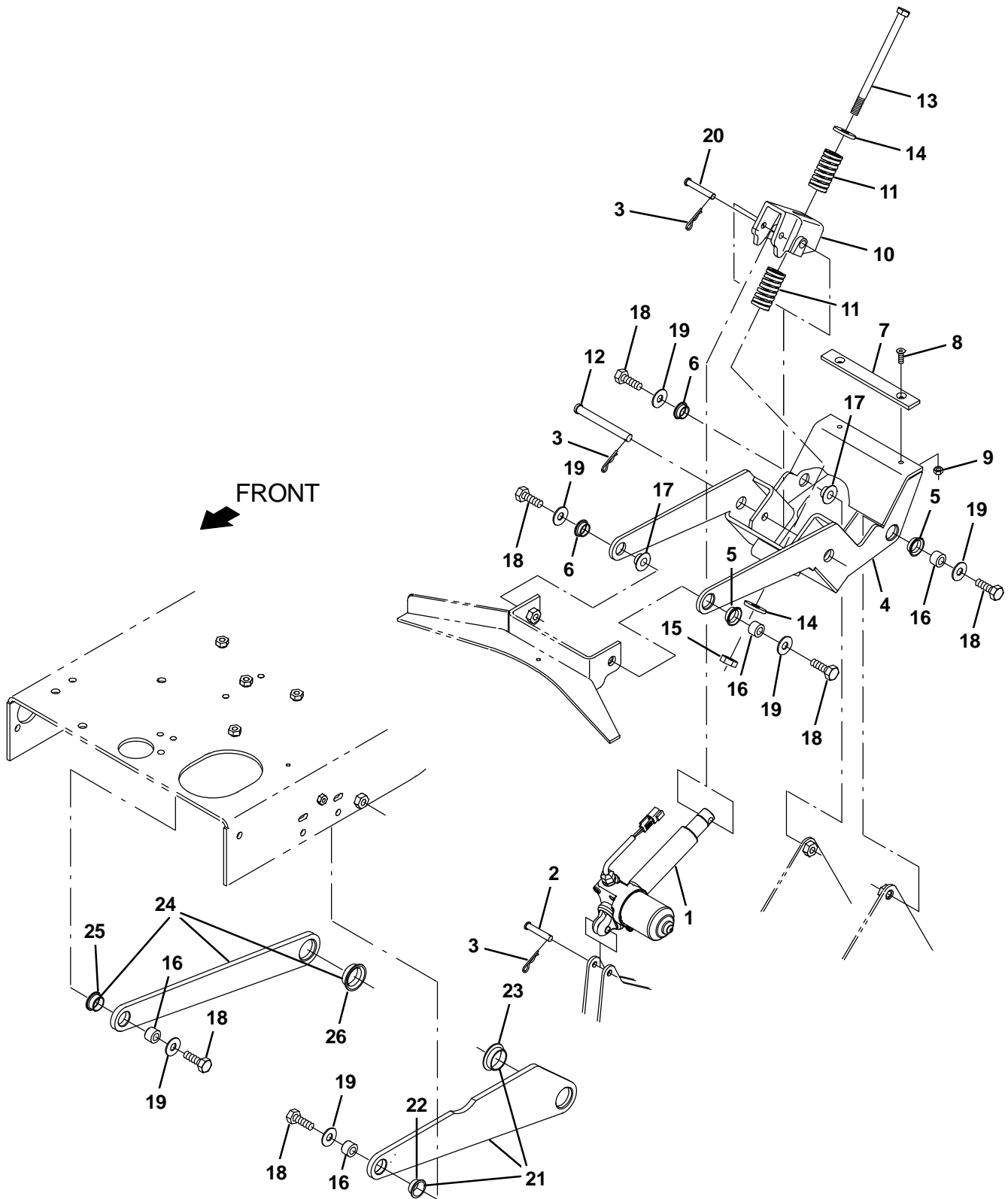


Fig. 15 – Scrub Head Lift Group

Ref.	Part No.	Serial Number	Description	Qty.
	1	1206470	(000000–) Actuator, 36vdc, 5.00strk, 1100lb	1
	2	29584	(000000–) Pin, Clevis, 0.37d X 2.00l	1
	3	44906	(000000–) Pin, Cotter, Hair, 0.38d .093 Wir	3
▽	9020250	(000000–) Link Assy, Lift, Head, Afmkt [T17]	1	
▲	4	1233055	(000000–) Arm Wldt, Lift	1
▲	5	1037827	(000000–) Bushing, Flng, 0.88b 1.0d 0.37l	2
▲	6	04928	(000000–) Bushing, Flng, 0.50b 0.59d 0.38l	2
▲	7	1205133	(000000–) Pad, Stop, Rbr	1
▲	8	16879	(000000–) Screw, Flt, Soc, M6 X 1.00 X 20, 10.9	2
▲	9	08712	(000000–) Nut, Hex, Lock, M6 X 1.00, NI, Ss	2
	10	1209769	(000000–) Bellcrank, Spring, Machined	1
	11	1208208	(000000–) Spring, Cmpr, 1.25od Flat Wir 02.5l	2
	12	59668	(000000–) Pin, Clevis, 0.50d X 4.50l	1
	13	1212623	(000000–) Screw, Hex, M12 X 1.75 X 180, 8.8	1
	14	35843	(000000–) Washer, Flat, 0.53b 1.50d .19, Stl	2
	15	09741	(000000–) Nut, Hex, Lock, M12 X 1.75, NI, Ss	1
	16	1210262	(000000–) Sleeve, P/M, 0.50b 0.87d 0.6l [430ss]	4
	17	1210177	(000000–) Sleeve, P/M, Flng, 0.50b 1.25/0.75d 0.4l	2
	18	06969	(000000–) Screw, Hex, M12 X 1.75 X 40, 8.8	6
	19	1210179	(000000–) Washer, Flat, 0.50b 1.25d 0.8, Stl, PI	6
	20	222260	(000000–) Pin, Clevis, 0.37d X 2.25l	1
▽	9020251	(000000–) Plate Assy, Side, Head, Afmkt [T17]	1	
▲	22	1210630	(000000–) Bushing, Flng, 0.88b 1.0d 0.50l	1
▲	23	1210624	(000000–) Bushing, Flng, 1.25b 1.41d 0.50l	1
▽	9020253	(000000–) Plate Assy, Side, Head, Afmkt [T17]	1	
▲	25	1210630	(000000–) Bushing, Flng, 0.88b 1.0d 0.50l	1
▲	26	1210624	(000000–) Bushing, Flng, 1.25b 1.41d 0.50l	1

Fig. 16 – Scrub Head and Drive Motor Group, Disk

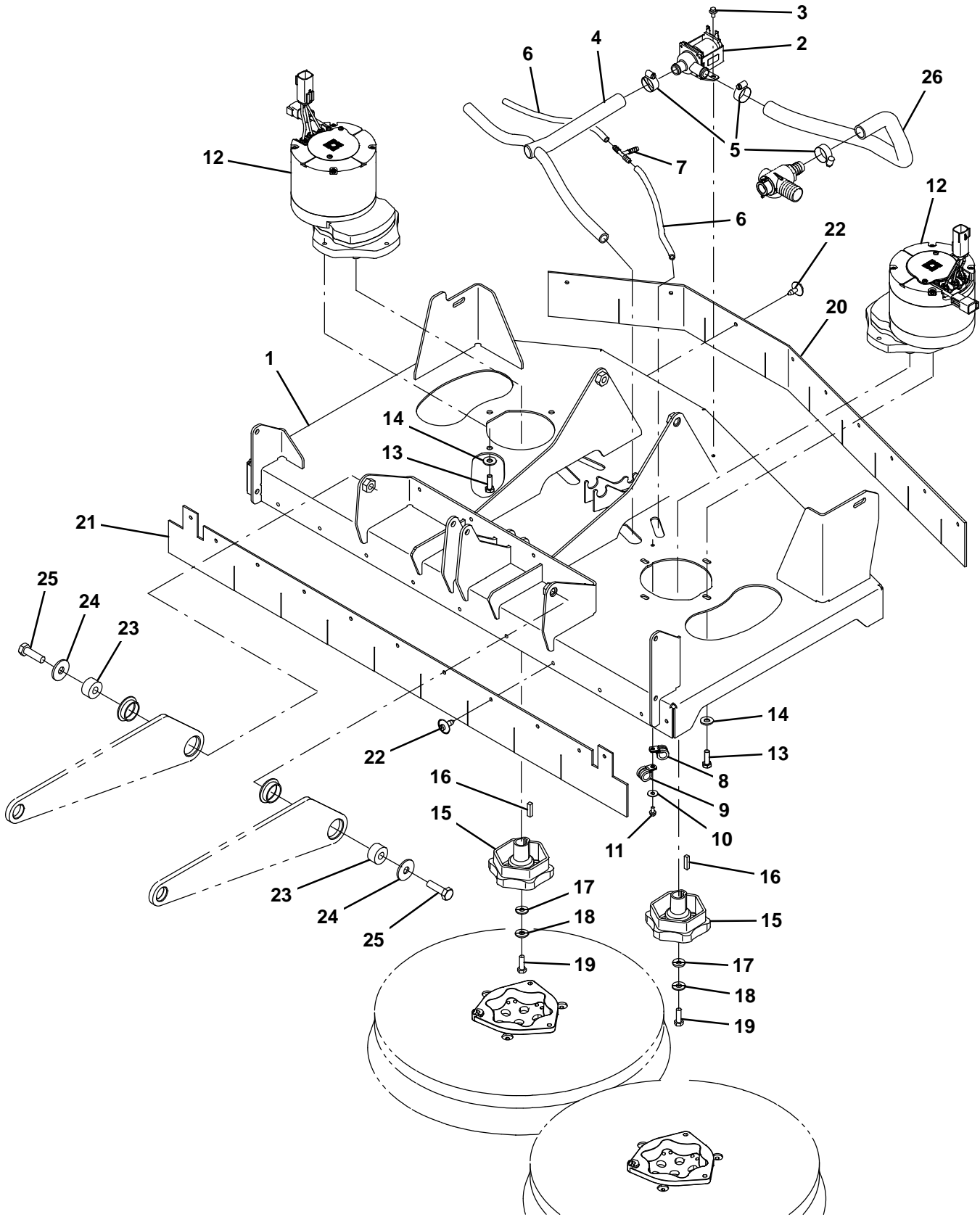


Fig. 16 – Scrub Head and Drive Motor Group, Disk

Ref.	Part No.	Serial Number	Description	Qty.	
1	1213200	(000000-010999)	Head Wldt, Disk	1	
1	1222545	(011000-)	Head Wldt, Disk	1	
2	9016496	(000000-011669)	Valve Kit, Replacement 36V Hi Flow	1	
2	1076691	(011670-)	Valve, Water, Solenoid – 36V	1	
3	74455	(000000-)	Screw, Hex, M6 X 1.00 X 12, Fmg	2	
4	1205131	(000000-)	Manifold, Soltn	1	
5	63810	(000000-)	Clamp, Hose, Wormdrive, 0.56-1.06d, .56w	3	
6	1011409	(000000-)	Hose, Afmkt, Pvc, Brd, 0.25id, 01ft	2	
7	150713	(000000-)	Fitting, Plstc, Tee, Bm04/Bm04/Bm04	1	
8	1016354	(000000-)	Clamp, Cable, Ss, 0.50d X 0.50w [Insul]	2	
9	07471	(000000-)	Clamp, Cable, Stl, 0.75d X 0.75w, 1hole	2	
10	01684	(000000-)	Washer, Flat, 0.27b 0.69d .05, Ss	2	
11	222158	(000000-)	Screw, Hex, M6 X 1.00 X 10, Fmg	2	
▽	9020238	(000000-)	Motor Assy, Disk, Afmkt [T17]	2	
▲	12	1204356	(000000-)	Motor, Ele, 36vdc, 350 Rpm 1.5hp Gear	1
▲	13	09010	(000000-)	Screw, Hex, M8 X 1.25 X 25, Ss	4
▲	14	01685	(000000-)	Washer, Flat, 0.38b 0.88d .08, Ss	4
▲	15	377364	(000000-)	Hub, Drive, Brush, Disk, 0.75b [6t]	1
▲	16	00928	(000000-)	Key, Sq, 0.25 X 0.25, 1.00l	1
▲	17	41186	(000000-)	Washer, Flat, Belleville, .31	1
▲	18	01686	(000000-)	Washer, Flat, 0.44b 1.00d .08, Ss	1
▲	19	09010	(000000-)	Screw, Hex, M8 X 1.25 X 25, Ss	1
▽	9020242	(000000-)	Skirt Kit, Disk, Afmkt [T17]	1	
▲	20	1204458	(000000-)	Skirt, Rbr, Rear	1
▲	21	1204460	(000000-)	Skirt, Rbr, Front	1
▲	22	72968	(000000-)	Rivet, Plstc, .250d X 0.90	20
	23	1210660	(000000-)	Pivot, Lift	2
	24	1210667	(000000-)	Washer, Flat, 0.5b 1.5d .12, Stl, Pl	2
	25	06969	(000000-)	Screw, Hex, M12 X 1.75 X 40, 8.8	2
	26	1045041	(000000-)	Hose, Afmkt, Pvc, Wir, 0.75 Id, 03Ft, Clr	1

Fig. 17 – Scrub Head Frame Group, Cylindrical

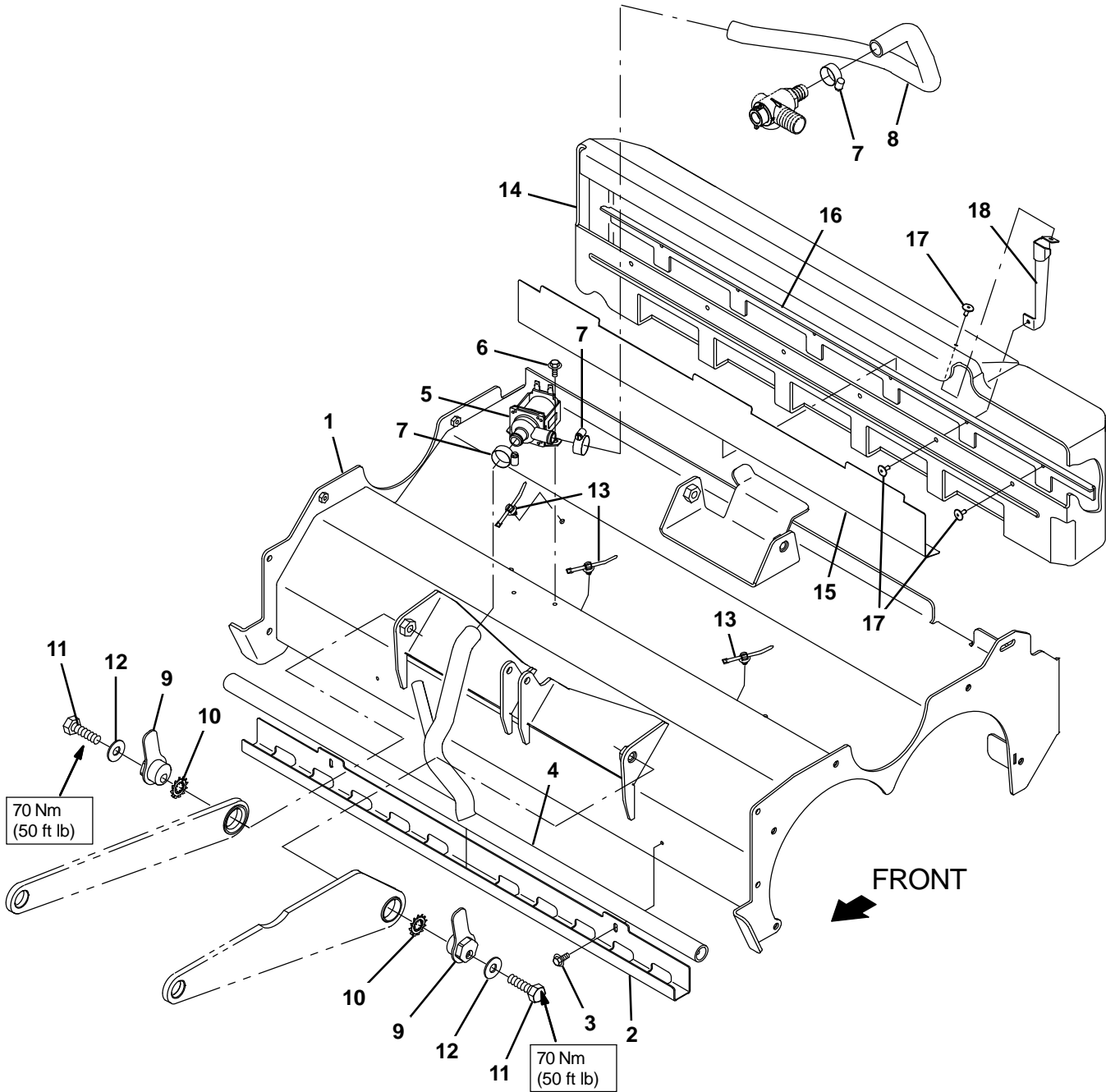


Fig. 17 – Scrub Head Frame Group, Cylindrical

Ref.	Part No.	Serial Number	Description	Qty.	
1	1213161	(000000–) Housing Wldt, Scb, Cyl	1	
2	1205011	(000000–) Clamp Bracket, Distribution	1	
3	223198	(000000–) Screw, Hex, M5 X 0.80 X 10, Fmg	2	
4	1205010	(000000–) Manifold, Bar, Spray	1	
5	9016496	(000000–011669) Valve Kit, Replacement 36V Hi Flow	1	
5	1076691	(011670–) Valve, Water, Solenoid – 36V	1	
6	74455	(000000–) Screw, Hex, M6 X 1.00 X 12, Fmg	2	
7	63810	(000000–) Clamp, Hose, Wormdrive, 0.56–1.06d, .56w	3	
8	1045041	(000000–) Hose, Afmkt, Pvc, Wir, 0.75id, 03ft, Clr	1	
9	1210618	(000000–) Pivot Wldt	2	
10	41143	(000000–) Washer, Lock, Int–Ext, 0.50	2	
11	06971	(000000–) Screw, Hex, M12 X 1.75 X 50, 8.8	2	
12	1210179	(000000–) Washer, Flat, 0.50b 1.25d 0.8, Stl, Pl	2	
13	1210807	(000000–) Wire, Tie [W/.25" Fir Tree Clip]	3	
▽	9020215	(000000–) Tray Kit, Debris, Cyl, Afmkt [T17]	1	
▲	14	1207108	(000000–) Hopper, Debris, Trimmed	1
▲	15	1207126	(000000–) Angle, Stl, Perforated .03	1
▲	16	1207127	(000000–) Lip, Tray, Debris	1
▲	17	68567	(000000–) Rivet, Blind, .188d X 0.53 X .62d, Alm	7
▲	18	1227455	(000000–) Bracket, Sppt, Debris Tray [T17/M17]	1

Fig. 18 – Scrub Head Drive Motors Group, Cylindrical

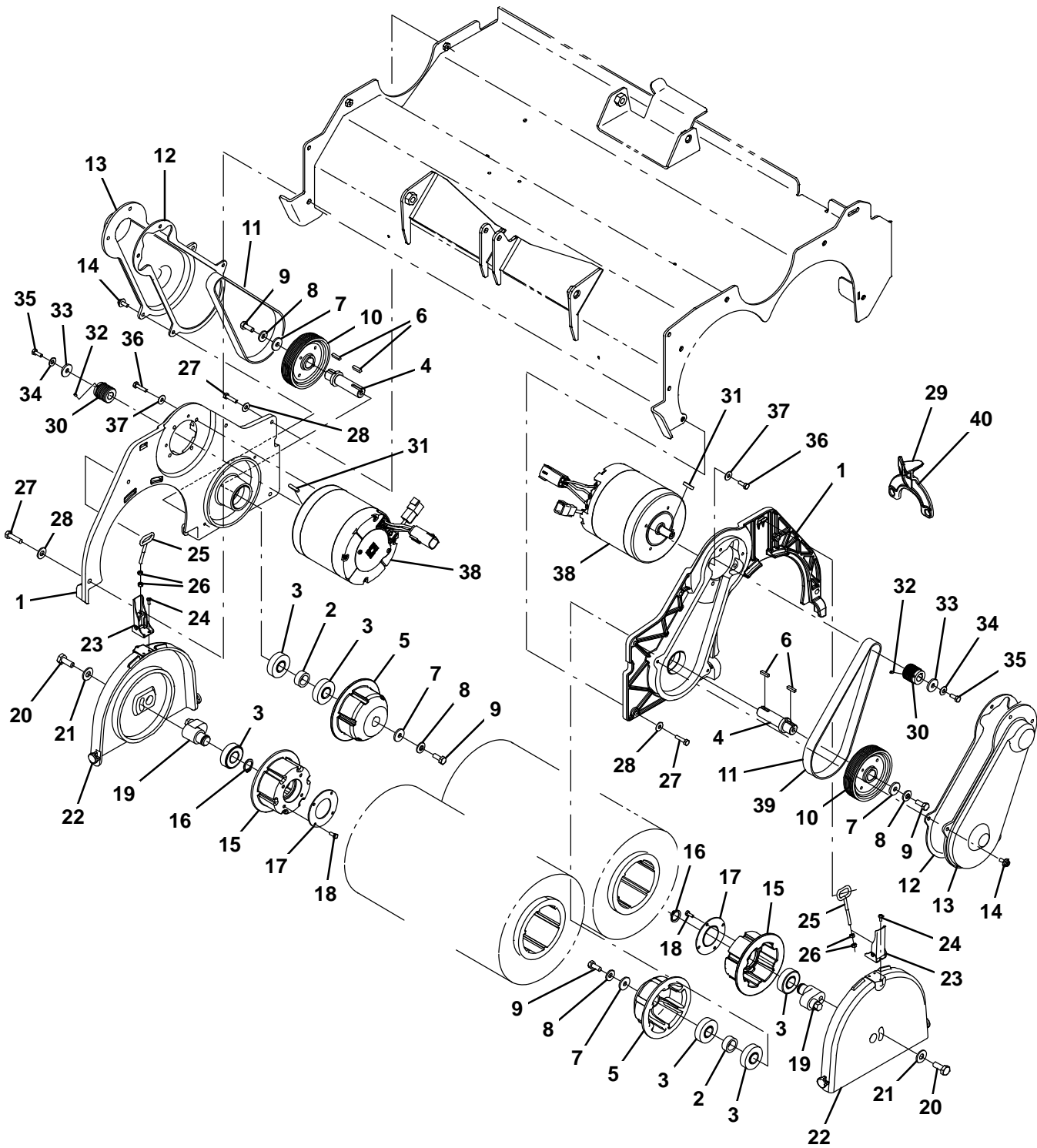


Fig. 18 – Scrub Head Drive Motors Group, Cylindrical

Ref.	Part No.	Serial Number	Description	Qty.
▽	9020235	(000000–) Panel Assy, Cyl, Afmkt [T17]	2
▲	1 1204637	(000000–) Plate, Side, Wrap	1
▲	2 1204634	(000000–) Spacer, Brg	1
▲	3 46390	(000000–) Bearing, Ball, 0.79b 1.85d 0.55w	3
▲	4 1204643	(000000–) Shaft, Drive, Brush	1
▲	5 1204881	(000000–) Plug, Drive, Brush	1
▲	6 00911	(000000–) Key, Sq, 0.19 X 0.19, 0.75l	2
▲	7 1017218	(000000–) Washer, Flat, 0.32b 1.00d .12, Ss	2
▲	8 41186	(000000–) Washer, Flat, Belleville, .31	2
▲	9 12273	(000000–) Screw, Hex, M8 X 1.25 X 20, NI, Ss	2
▲	10 1204639	(000000–) Sheave, 09grv, 4.13pd 0.75b [Pj]	1
▲	11 1204640	(000000–) Belt Kit, Drive	1
▲▽	9020245	(000000–) Cover Kit, Belt, Cyl, Afmkt [T7] (2 Kits Required)	1
▲▲	12 1204880	(000000–) Gasket, Belt, Cover	1
▲▲	13 1204642	(000000–) Cover, Belt	1
▲▲	14 1034731	(000000–) Screw, Hex, M6 X 1.00 X 16, Ss, Sems	4
▲▽	9020240	(000000–) Door Assy, Idler, Cyl, Afmkt [T17] (2 Kits Required)	2
▲▲	15 1204790	(000000–) Plug, Idler, Brush	1
▲▲	16 26428	(000000–) Ring, Retaining, Ext, 0.75d, Hd	1
▲▲	17 1056838	(000000–) Retainer, Brg, Iron Gray	1
▲▲	18 09738	(000000–) Screw, Hex, M5 X 0.80 X 12, Ss	4
▲▲	19 1204791	(000000–) Cam, Adj, Brush	1
▲▲	20 09028	(000000–) Screw, Hex, M10 X 1.50 X 25, Ss	1
▲▲	21 01686	(000000–) Washer, Flat, 0.44b 1.00d .08, Ss	1
▲▲	22 1204441	(000000–) Cover, Plug, Idler	1
▲▲	23 1066397	(000000–) Latch	1
▲▲	24 49697	(000000–) Screw, Pan, Phl, M4 X 0.70 X 10, Ss	3
▲▲	25 386274	(000000–) Hook Wldt, Latch	1
▲▲	26 50335	(000000–) Nut, Hex, Std, M5 X 0.80, 8	2
▲	27 09007	(000000–) Screw, Hex, M6 X 1.00 X 25, Ss	5
▲	28 01684	(000000–) Washer, Flat, 0.27b 0.69d .05, Ss	5
▲	29 1212849	(000000–) Tool, Installation, Belt	1
▽	9020239	(000000–) Motor Assy, Cyl, Afmkt [T17]	2
▲	30 1204638	(000000–) Sheave, 09grv, 1.18pd 0.55b [Pj]	1
▲	31 1014328	(000000–) Key, Sq, 05mm X 05mm, 25mml	1
▲	32 222818	(000000–) Screw, Set, Soc, 08–32 X 0.25, NI	1
▲	33 1017218	(000000–) Washer, Flat, 0.32b 1.00d .12, Ss	1
▲	34 41185	(000000–) Washer, Flat, Belleville, .25	1
▲	35 06944	(000000–) Screw, Hex, M6 X 1.00 X 16	1
▲	36 15678	(000000–) Screw, Hex, M6 X 1.00 X 16, Ss	4
▲	37 01684	(000000–) Washer, Flat, 0.27b 0.69d .05, Ss	4
▲	38 1204357	(000000–) Motor, Ele, 36vdc, 1750 Rpm 1.5hp	1
▽	9020237	(000000–) Belt, Kit, Cyl, Afmkt [T17]	2
▲	39 1204640	(000000–) Belt, Drive	1
▲	40 1212849	(000000–) Tool, Installation, Belt	1

Fig. 19 – Scrub Head Side Squeegee Group, Right Hand

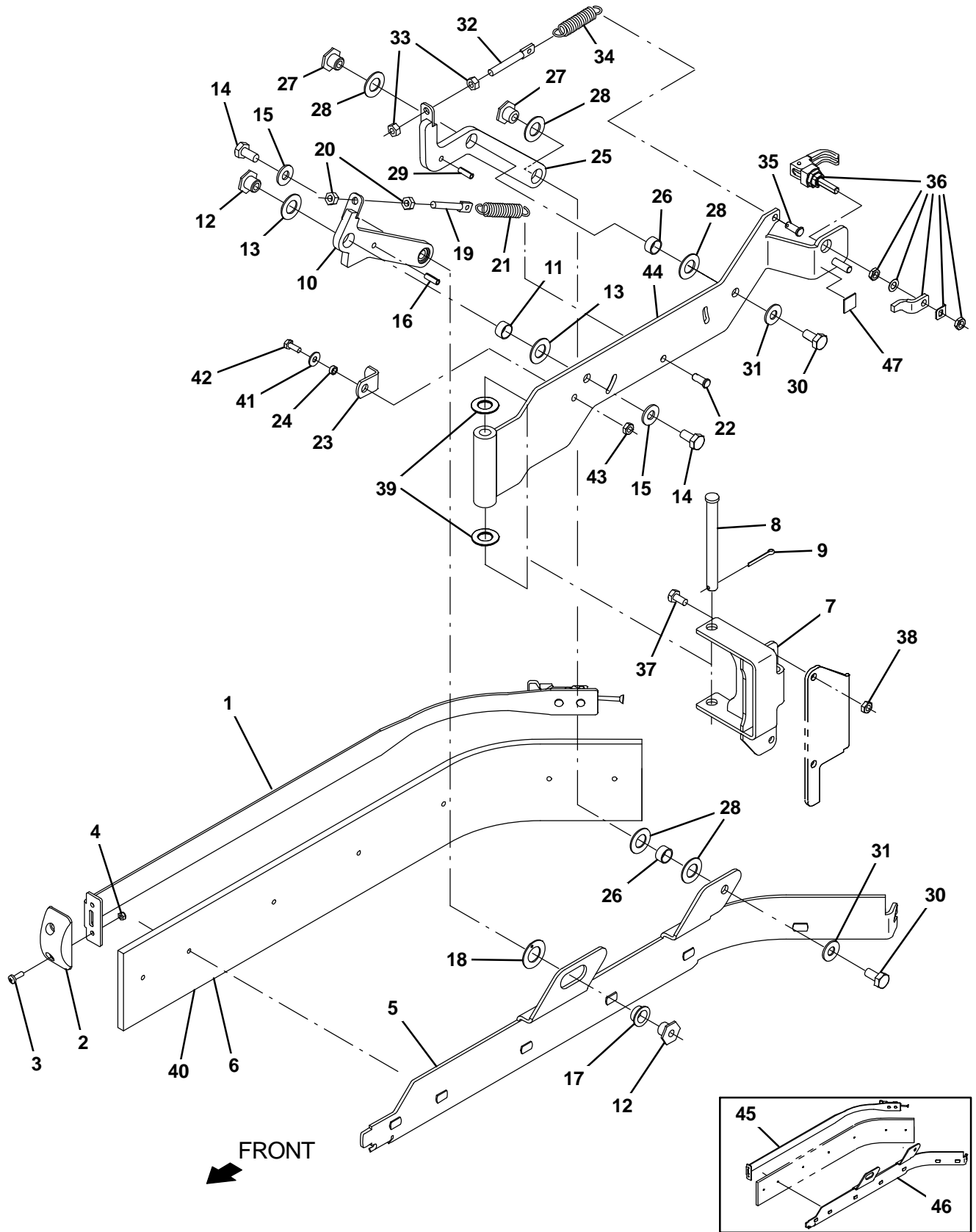


Fig. 19 – Scrub Head Side Squeegee Group, Right Hand

Ref.	Part No.	Serial Number	Description	Qty.	
▽	9013756	(010468–) Squeegee Kit, Side, Rh	1	
▲	1	1216949	(010468–) Retainer Assy, Side Sqge, With Latch	1
▲	2	1211884	(010468–) Guide, Sqge, Side	1
▲	3	1045487	(010468–) Screw, Pan, Phl, M5 X 0.80 X 16, Blk	2
▲	4	09739	(010468–) Nut, Hex, Lock, M5 X 0.80, NI, Ss	2
▲	5	1216950	(010468–) Holder Wldt, blade, Rh	1
▲	6	1213211	(000000–) Blade, Sqge, Side, Linatex	1
	7	1213093	(000000–) Bracket Wldt, Pivot, Sqge	1
	8	51538	(000000–) Pin, Clevis, 0.50d X 5.00l	1
	9	08236	(000000–) Pin, Cotter, .156 X 1.25	1
▽	9020243	(000000–) Arm Kit, Sqge, Front, Rh, Afmkt	1	
▲	10	1213061	(000000–) Arm Wldt, Front, Rh	1
▲	11	71607	(000000–) Bushing, Sleeve, 0.63b 0.72d 0.38l	1
▲	12	1022846	(000000–) Nut, T, M10 X 1.50 X 15.80od X 13.0l	2
▲	13	64425	(000000–) Washer, Thrust, 0.61b 1.25d .06, Fgl	2
▲	14	09291	(000000–) Screw, Hex, M10 X 1.50 X 20, Ss	2
▲	15	01686	(000000–) Washer, Flat, 0.44b 1.00d .08, Ss	2
▲	16	17404	(000000–) Pin, Roll, .250d X 0.75l, .250/.256	1
▲	17	25735	(000000–) Bushing, Flng, 0.63b 0.75d 0.38l	1
▲	18	04846	(000000–) Washer, Thrust, 0.79b 1.42d 0.06[Garlok]	1
▲	19	386088	(000000–) Bolt, Eye, M8 X 1.25 X 070mm, 05.50 Eye	1
▲	20	07786	(000000–) Nut, Hex, Std, M8 X 1.25, Ss	2
▲	21	363469	(000000–) Spring, Extn, 0.75od 0.10wir 03.0l	1
▲	22	10120	(000000–) Clevis, 0.31d X 0.75l	1
▲	23	386391	(000000–) Bracket, Latch, Dbl Scb, Sqge, Side	1
	24	80491	(000000–) Sleeve, P/M, 0.25b 0.38d 0.2l [430ss]	1
▽	9020244	(000000–) Arm Kit, Sqge, Rear, Rh, Afmkt	1	
▲	25	1213060	(000000–) Arm Wldt, Rear, Rh	1
▲	26	71607	(000000–) Bushing, Sleeve, 0.63b 0.72d 0.38l	2
▲	27	1022846	(000000–) Nut, T, M10 X 1.50 X 15.80od X 13.0l	2
▲	28	64425	(000000–) Washer, Thrust, 0.61b 1.25d .06, Fgl	5
▲	29	17404	(000000–) Pin, Roll, .250d X 0.75l, .250/.256	1
▲	30	09291	(000000–) Screw, Hex, M10 X 1.50 X 20, Ss	2
▲	31	01686	(000000–) Washer, Flat, 0.44b 1.00d .08, Ss	2
▲	32	386088	(000000–) Bolt, Eye, M8 X 1.25 X 070mm, 05.50 Eye	1
▲	33	07786	(000000–) Nut, Hex, Std, M8 X 1.25, Ss	2
▲	34	363469	(000000–) Spring, Extn, 0.75od 0.10wir 03.0l	1
▲	35	10120	(000000–) Clevis, 0.31d X 0.75l	1
▲	36	1065134	(000000–) Latch, Cmpr, Yel Grip	1
	37	16735	(000000–) Screw, Hex, M8 X 1.25 X 16, 8.8	2
	38	08713	(000000–) Nut, Hex, Lock, M8 X 1.25, NI, Ss	2
	39	64425	(000000–) Washer, Thrust, 0.61b 1.25d .06, Fgl	2
	40	1213266	(000000–) Blade, Sqge, Side, Urethane (Option)	1
	40	1213267	(000000–) Blade, Sqge, Side, Rubber (Option)	1
	41	01684	(000000–) Washer, Flat, 0.27b 0.69d .05, Ss	1
	42	15678	(000000–) Screw, Hex, M6 X 1.00 X 16, Ss	1
	43	08712	(000000–) Nut, Hex, Lock, M6 X 1.00, NI, Ss	1
	44	1213007	(000000–) Arm Wldt, Rh	1
	45	1210430	(000000–010467) Retainer Wldt, Side Sqge, With Latch (Repl by 9013756)	1
	46	1213229	(000000–010467) Holder Wldt, Blade, Rh (Repl by 9013756)	1
	47	1243007	(000000–) Gasket, Cushion, Side Squeegee Door	1

Fig. 20 – Scrub Head Side Squeegee Group, Left Hand

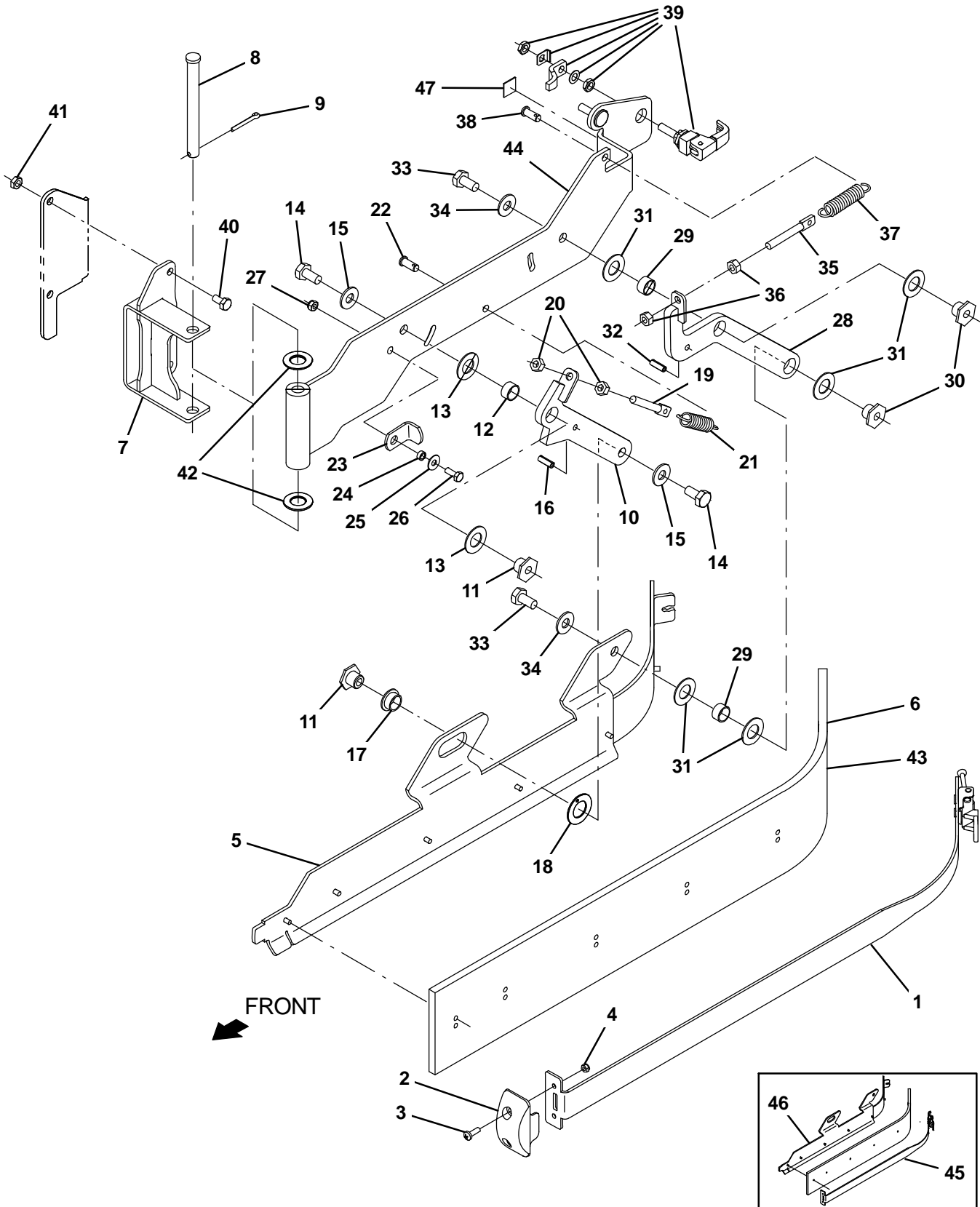


Fig. 20 – Scrub Head Side Squeegee Group, Left Hand

Ref.	Part No.	Serial Number	Description	Qty.
▽	9013757	(010468–) Squeegee Kit, Side, Lh	1
▲	1	1216949	(010468–) Retainer Assy, Side Sqge, With Latch	1
▲	2	1211884	(010468–) Guide, Sqge, Side	1
▲	3	1045487	(010468–) Screw, Pan, Phl, M5 X 0.80 X 16, Blk	2
▲	4	09739	(010468–) Nut, Hex, Lock, M5 X 0.80, NI, Ss	2
▲	5	1216951	(010468–) Holder Wldt, Blade, Lh	1
▲	6	1213211	(000000–) Blade, Sqge, Side, Linatex	1
	7	1213093	(000000–) Bracket Wldt, Pivot, Sqge	1
	8	51538	(000000–) Pin, Clevis, 0.50d X 5.00l	1
	9	08236	(000000–) Pin, Cotter, .156 X 1.25	1
▽	9013046	(000000–) Arm Kit, Sqge, Front, Lh, Afmkt	1
▲	10	1213244	(000000–) Arm Wldt, Front, Lh	2
▲	11	1022846	(000000–) Nut, T, M10 X 1.50 X 15.80od X 13.0l	1
▲	12	71607	(000000–) Bushing, Sleeve, 0.63b 0.72d 0.38l	1
▲	13	64425	(000000–) Washer, Thrust, 0.61b 1.25d .06, Fgl	2
▲	14	09291	(000000–) Screw, Hex, M10 X 1.50 X 20, Ss	2
▲	15	01686	(000000–) Washer, Flat, 0.44b 1.00d .08, Ss	2
▲	16	17404	(000000–) Pin, Roll, .250d X 0.75l, .250/.256	1
▲	17	25735	(000000–) Bushing, Flng, 0.63b 0.75d 0.38l	1
▲	18	04846	(000000–) Washer, Thrust, 0.79b 1.42d 0.06[Garlok]	1
▲	19	386088	(000000–) Bolt, Eye, M8 X 1.25 X 070mm, 05.50 Eye	1
▲	20	07786	(000000–) Nut, Hex, Std, M8 X 1.25, Ss	2
▲	21	363469	(000000–) Spring, Extn, 0.75od 0.10wir 03.0l	1
▲	22	10120	(000000–) Clevis, 0.31d X 0.75l	1
▲	23	386391	(000000–) Bracket, Latch, Dbl Scb, Sqge, Side	1
	24	80491	(000000–) Sleeve, P/M, 0.25b 0.38d 0.2l [430ss]	1
	25	01684	(000000–) Washer, Flat, 0.27b 0.69d .05, Ss	1
	26	15678	(000000–) Screw, Hex, M6 X 1.00 X 16, Ss	1
	27	08712	(000000–) Nut, Hex, Lock, M6 X 1.00, NI, Ss	1
▽	9013047	(000000–) Arm Kit, Sqge, Rear, Lh, Afmkt	1
▲	28	1213243	(000000–) Arm Wldt, Rear, Lh	1
▲	29	71607	(000000–) Bushing, Sleeve, 0.63b 0.72d 0.38l	2
▲	30	1022846	(000000–) Nut, T, M10 X 1.50 X 15.80od X 13.0l	2
▲	31	64425	(000000–) Washer, Thrust, 0.61b 1.25d .06, Fgl	5
▲	32	17404	(000000–) Pin, Roll, .250d X 0.75l, .250/.256	1
▲	33	09291	(000000–) Screw, Hex, M10 X 1.50 X 20, Ss	2
▲	34	01686	(000000–) Washer, Flat, 0.44b 1.00d .08, Ss	2
▲	35	386088	(000000–) Bolt, Eye, M8 X 1.25 X 070mm, 05.50 Eye	1
▲	36	07786	(000000–) Nut, Hex, Std, M8 X 1.25, Ss	2
▲	37	363469	(000000–) Spring, Extn, 0.75od 0.10wir 03.0l	1
▲	38	10120	(000000–) Clevis, 0.31d X 0.75l	1
	39	1065134	(000000–) Latch, Cmpr, Yel Grip	1
	40	16735	(000000–) Screw, Hex, M8 X 1.25 X 16, 8.8	2
	41	08713	(000000–) Nut, Hex, Lock, M8 X 1.25, NI, Ss	2
	42	64425	(000000–) Washer, Thrust, 0.61b 1.25d .06, Fgl	2
	43	1213266	(000000–) Blade, Sqge, Side, Urethane (Option)	1
	43	1213267	(000000–) Blade, Sqge, Side, Rubber (Option)	1
	44	1213228	(000000–) Arm Wldt, Lh	1
	45	1210430	(000000–010467) Retainer Wldt, Side Sqge, With Latch (Repl by 9013757)	1
	46	1213234	(000000–010467) Holder Wldt, Blade, Lh (Repl by 9013757)	1
	47	1243007	(000000–) Gasket, Cushion, Side Squeegee Door	1

Fig. 21 – Solution Tank Group

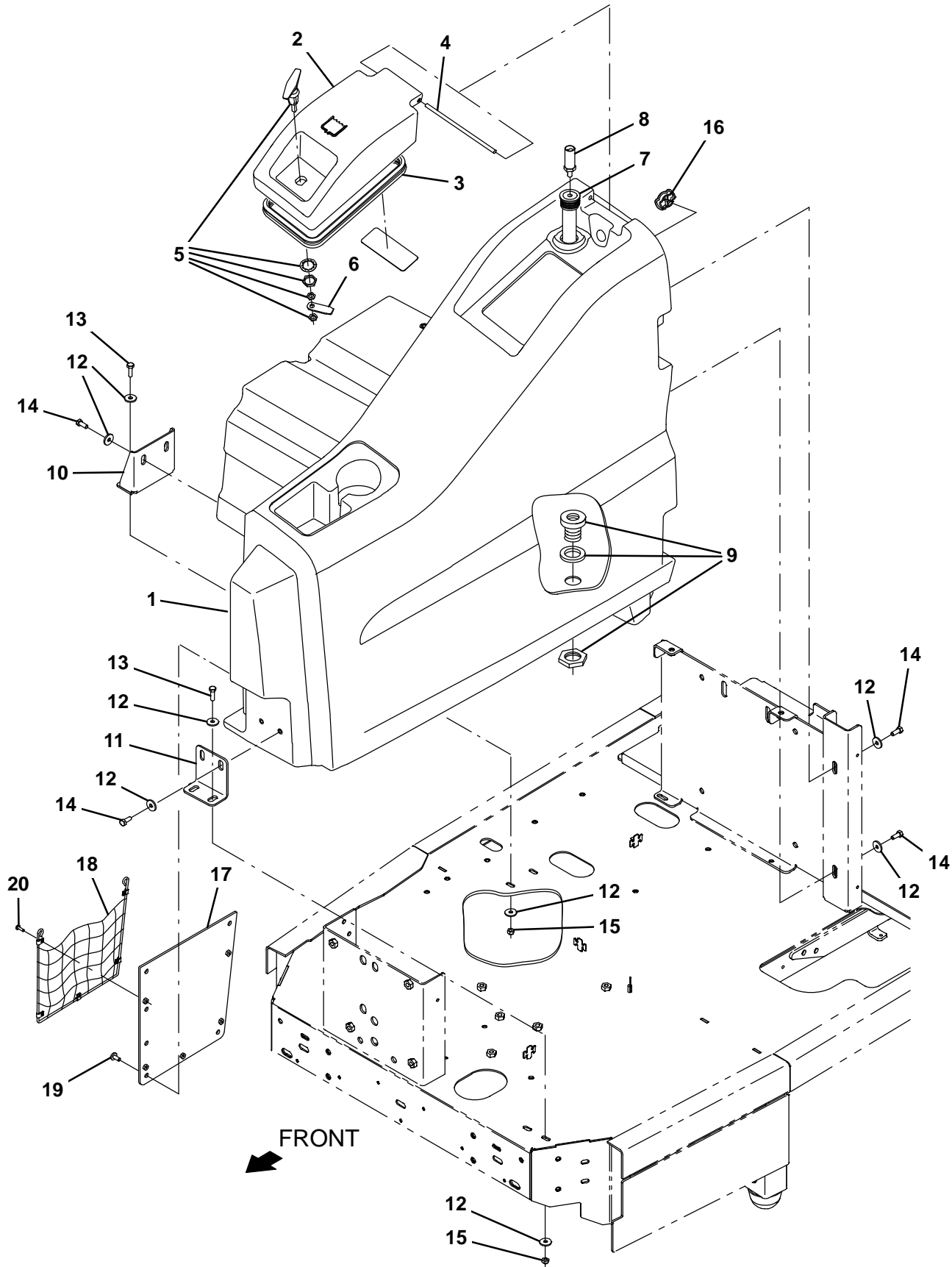


Fig. 21 – Solution Tank Group

Ref.	Part No.	Serial Number	Description	Qty.
1	9020210	(000000–) Tank, Soltn, Afmkt [T17]	1
2	9020241	(000000–) Cover Assy, Tank, Sol, Afmkt [T17]	1
2	9020284	(000000–) Cover Assy, Tank, Sol, Tj Afmkt [T17] (Japan Only)	1
3	1066431	(000000–) Seal, Afmkt, Bulb, Dual, 03ft [F/.30gap]	1
4	1060673	(000000–) Bar, Rnd, Plastic, 0.31D 08.5L	1
5	386324	(000000–) Handle	1
6	1206948	(000000–) Bracket, Pawl, Handle	1
7	1212298	(000000–) Tube Assy, 34.2l	1
8	1062651	(000000–) Sensor, Press, 3 Psi, 8–30vdc	1
9	377349	(000000–) Fitting, Plstc, Pf12/Pf12, Bh	1
10	1204114	(000000–010999) Bracket, Mtg, Tank, Soltn, Rh	1
10	1218383	(011000–) Bracket, Mtg, Tank, Soltn, Rh	1
11	1206060	(000000–) Bracket, Mtg, Tank, Soltn, Front	1
12	1017218	(000000–) Washer, Flat, 0.32b 1.00d .12, Ss	14
13	09010	(000000–) Screw, Hex, M8 X 1.25 X 25, Ss	4
14	12273	(000000–) Screw, Hex, M8 X 1.25 X 20, NI, Ss	6
15	08713	(000000–) Nut, Hex, Lock, M8 X 1.25, NI, Ss	4
16	390994	(000000–) Plug, Hole, Soltn Tank, Blk Pyu	1
17	1207229	(000000–) Plate Wldt, Mesh	1
18	1207272	(000000–) Mesh Assy, Cloth [T17]	1
19	1069311	(000000–) Screw, Pan, Phl, M8 X 1.25 X 16, Blk	4
20	1045487	(000000–) Screw, Pan, Phl, M5 X 0.80 X 16, Blk	5

Fig. 22 – Solution Supply Group

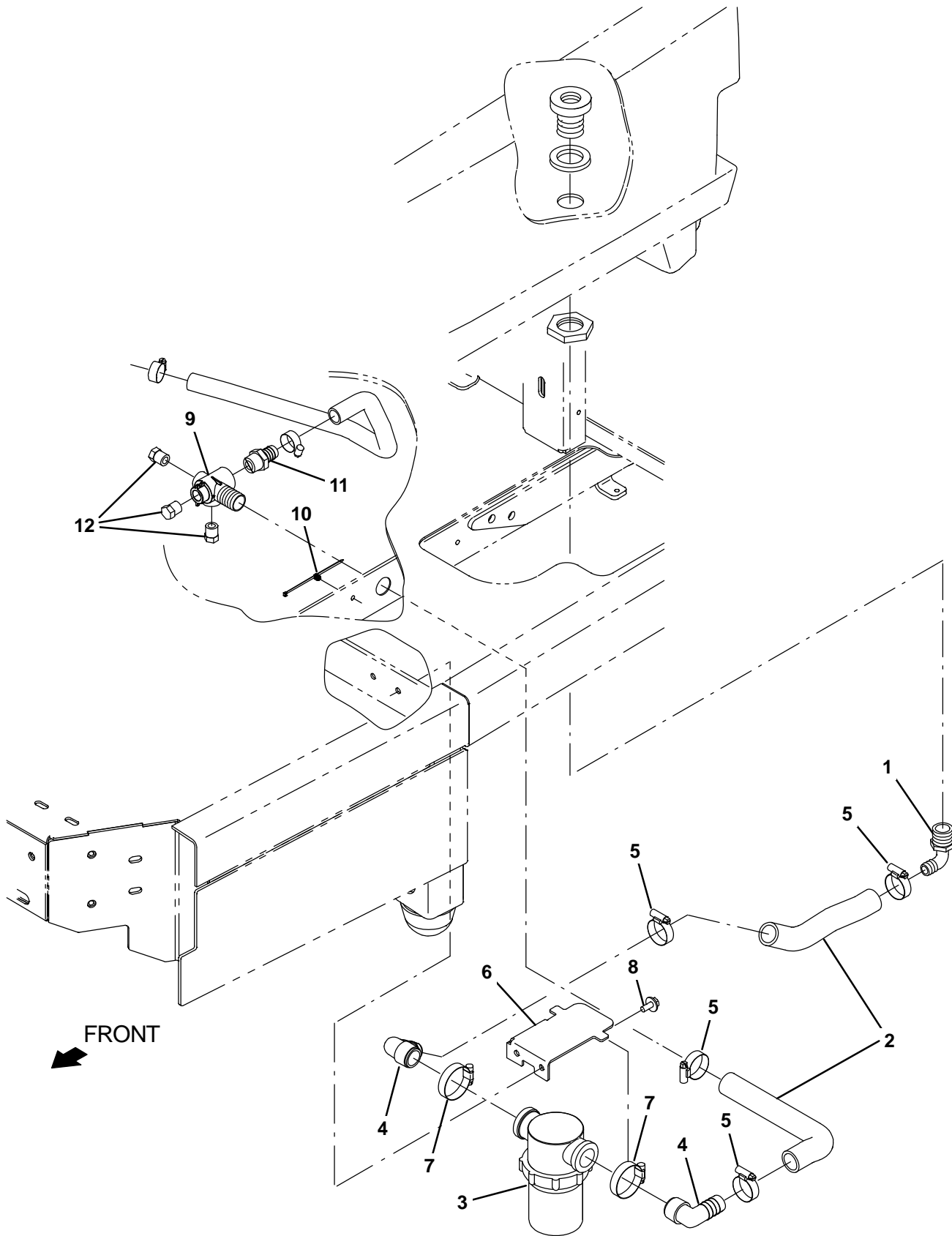


Fig. 22 – Solution Supply Group

Ref.	Part No.	Serial Number	Description	Qty.
	1	18595	(000000–) Fitting, Plstc, E90, Bm16/Pm12	1
	2	1214093	(000000–) Hose, Afmkt, Pvc, Wir, 1.00ld, 01Ft, Clr	1
▽	3	1205428	(000000–) Filter, Screen, 080 Mesh, In-Line	1
▲		9018853	(000000–) Filter Element, Water [M/T17]	1
	4	1212887	(000000–) Fitting, Plstc, E90, Bm16/Pm16	2
	5	11399	(000000–) Clamp, Hose, Wormdrive, 0.81–1.50d, .50w	4
	6	1207518	(000000–) Bracket, Mtg, Filter Hsg	1
	7	11531	(000000–) Clamp, Hose, Wormdrive, 1.06–2.00d, .56w	2
	8	1020341	(000000–) Screw, Hex, M8 X 1.25 X 20, Ss, Sems	2
	9	1208486	(000000–) Manifold, Solution Delivery, Main	1
	10	1221161	(000000–) Tie, Cable, Nyl, Push Mount, 76Mm Max D	1
	11	79273–2	(000000–) Fitting, Plstc, Str, Bm12/Pm12	1
	12	630146	(000000–) Fitting, Plug, Pm06, Hdpe	3

Fig. 23 – Recovery Tank Group

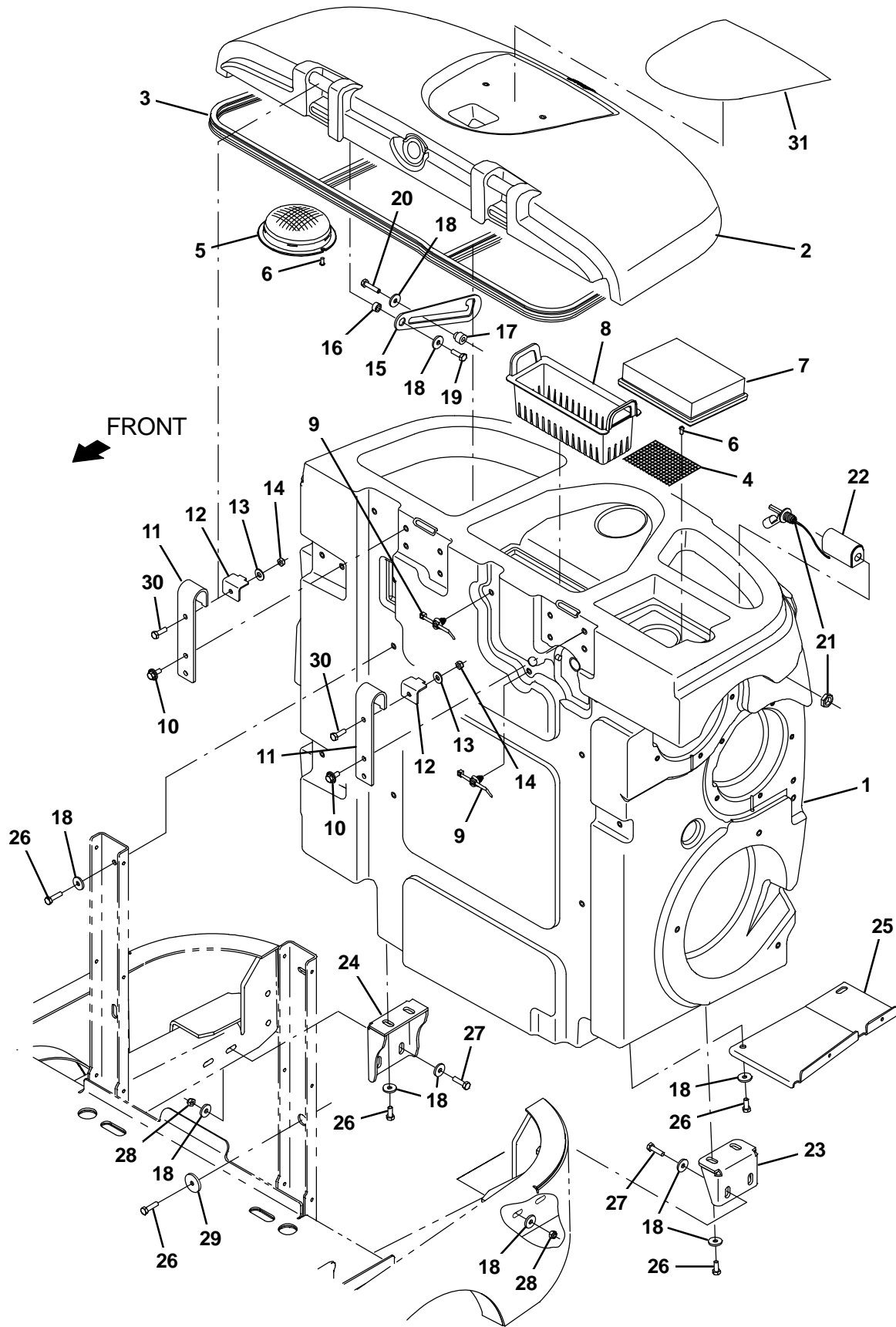


Fig. 23 – Recovery Tank Group

Ref.	Part No.	Serial Number	Description	Qty.
1	9020211	(000000–) Tank, Rec, Afmkt [T17]	1
2	9020212	(000000–) Cover Assy, Rec Tank, Afmkt [T17]	1
2	9020286	(000000–) Cover Assy, Rec Tank, Tj Afmkt [T17] (Japan Only)	1
3	1066434	(000000–) Seal, Afmkt, Bulb, Dual, 12Ft [F/.30Gap]	1
4	1207887	(000000–) Screen, Safety, Vac Fan	1
5	1026014	(000000–) Screen, Vacuum	1
6	382320	(000000–) Screw, Pan, Phl, 12–16 X 0.50, F/ Plstc	4
7	1037822	(000000–) Filter, Panl, Dust, 2.0 X 06.1 X 07.6	1
8	1206119	(000000–) Tray, Debris, Tank	1
9	1210807	(000000–) Wire, Tie [W/.25" Fir Tree Clip]	2
10	1020341	(000000–) Screw, Hex, M8 X 1.25 X 20, Ss, Sems	4
11	1206961	(000000–) Bracket, Mtg, Cover, Recvy Tank	2
12	1207130	(000000–) Bracket, Retain, Hinge, Cover	2
13	01685	(000000–) Washer, Flat, 0.38B 0.88D .08, Ss	2
14	08713	(000000–) Nut, Hex, lock, m8 X 1.25, ml, Ss	2
15	1057214	(000000–) Plate, Arm, Prop	1
16	360460	(000000–) Sleeve, P/M, 0.34b 0.63d 0.4l, Ss / Oil	1
17	230735	(000000–) Sleeve, P/M, Flng, 0.33b 0.75/0.50d 0.8l	1
18	1017218	(000000–) Washer, Flat, 0.32b 1.00d .12, Ss	19
19	12333	(000000–) Screw, Hex, M8 X 1.25 X 25, Ss, NI	1
20	59658	(000000–) Screw, Hex, M8 X 1.25 X 35, NI, Ss	1
21	385685	(000000–) Sensor, Level, Liq, 14vdc 01a .62–11	1
22	1019285	(000000–) Bracket, Protector, Float Switch	1
23	1205049	(000000–) Bracket, Mtg, Tank, Recvy, Lh	1
24	1205797	(000000–) Bracket, Mtg, Tank, Recvy, Rh	1
25	1207209	(000000–) Bracket, Sppt, Hose, Drain	1
26	12273	(000000–) Screw, Hex, M8 X 1.25 X 20, NI, Ss	10
27	09011	(000000–) Screw, Hex, M8 X 1.25 X 30, Ss	4
28	08713	(000000–) Nut, Hex, Lock, M8 X 1.25, NI, Ss	4
29	379829	(000000–) Washer, Flat, 0.34b 1.50d .12, Stl, PI	1
30	09010	(000000–) Screw, Hex, M8 X 1.25 X 25, Ss	2
31	1213110	(000000–) Label, Hole, Cover, Recvy Tank	1

Fig. 24 - Tank Drains Group

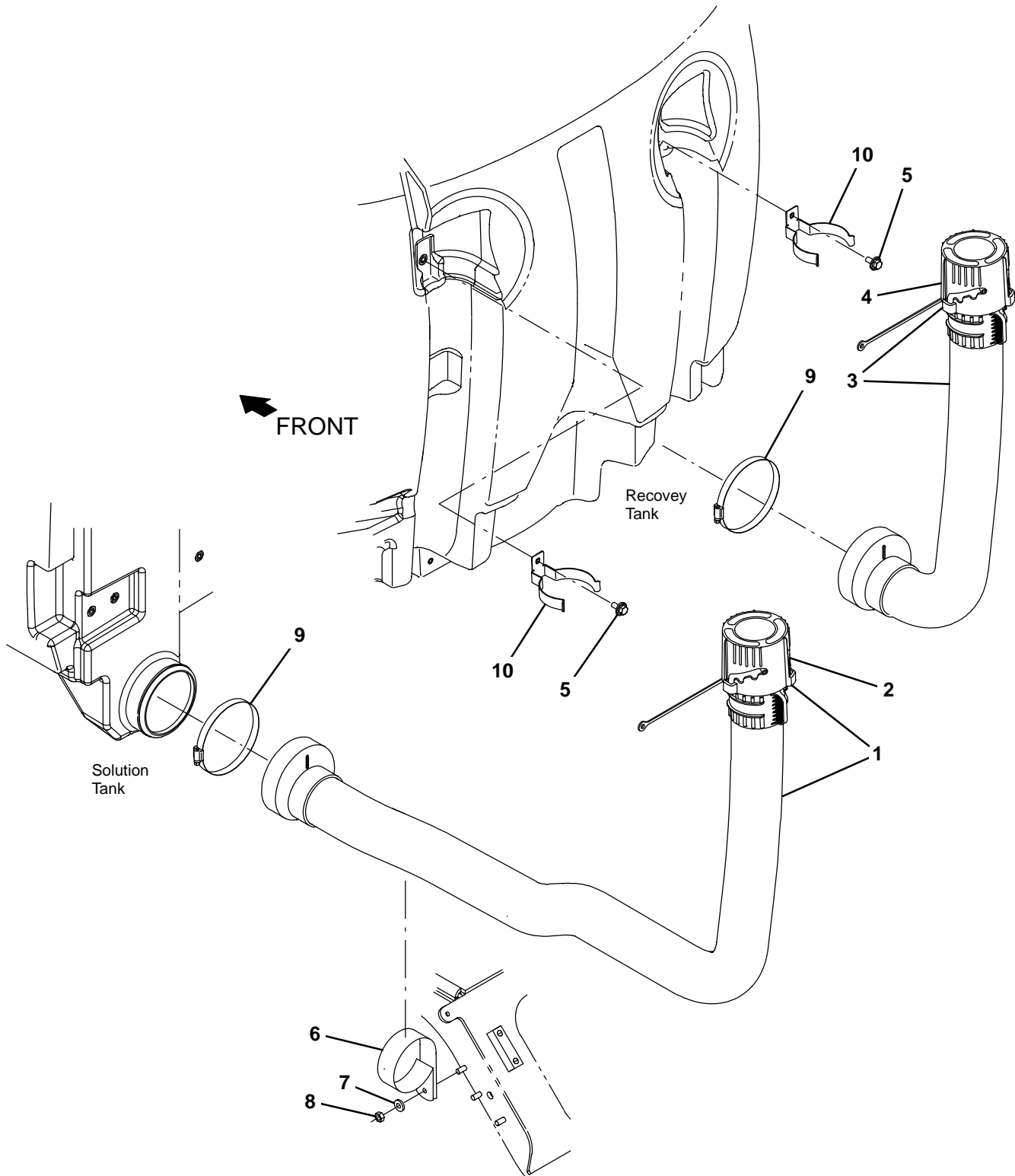


Fig. 24 – Tank Drains Group

	Ref.	Part No.	Serial Number	Description	Qty.
▽	1	1206099	(000000–012999)	Hose Assy, Drain, 3.0 Id 64 L	1
▲	2	1214337	(000000–012999)	Cuff Assy, Outer, Drain Hose	1
▽	1	1239902	(013000–)	Hose Assy, Drain, 3.0 Id 65 L	1
▲	2	1214337	(013000–)	Cuff Assy, Outer, Drain Hose	1
▽	3	1206370	(000000–)	Hose Assy, Drain, 3.0 Id 35 L	1
▲	4	1214337	(000000–)	Cuff Assy, Outer, Drain Hose	1
	5	1020341	(000000–)	Screw, Hex, M8 X 1.25 X 20, Ss, Sems	2
	6	1207562	(000000–)	Clamp, Cable, Stl, 3.25d X 1.00w, 1hole	1
	7	01685	(000000–)	Washer, Flat, 0.38b 0.88d .08, Ss	1
	8	08713	(000000–)	Nut, Hex, Lock, M8 X 1.25, NI, Ss	1
	9	1201434	(000000–)	Clamp, Hose, Wormdrive, 4.63–5.50, 0.5w	2
	10	1209684	(000000–)	Bracket, Mtg, Hose	2

Fig. 25 – Vacuum Fans and Rear Side Door Group

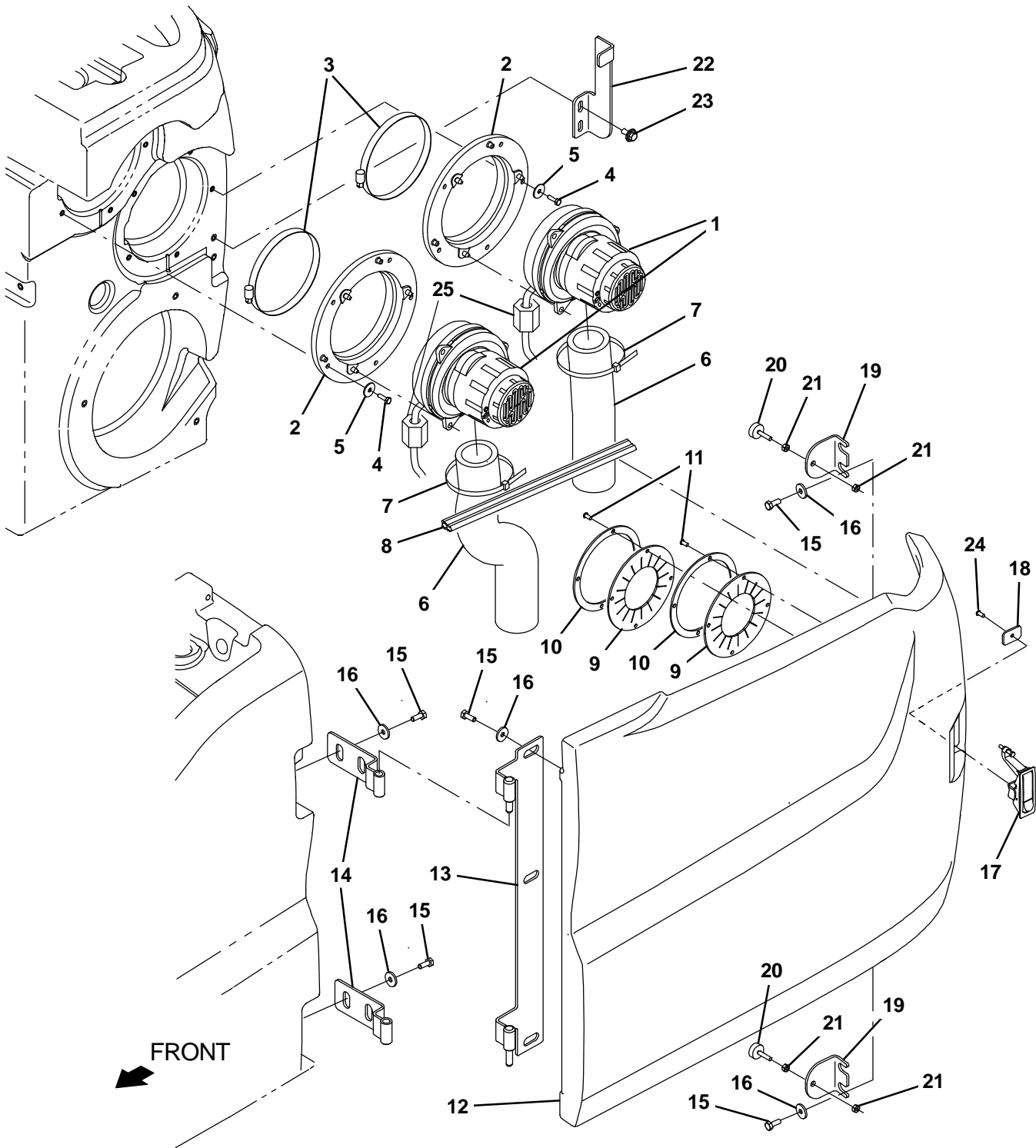


Fig. 25 - Vacuum Fans and Rear Side Door Group

Ref.	Part No.	Serial Number	Description	Qty.
▽	1	1200149	(000000-) Fan, Vacuum, 6.6d, 036vdc, 1 Stage [Bpt]	2
▲		1206774	(000000-) Brush Kit, Motor, Fan	1
	2	1201267	(000000-) Assy, Seal, Mtg, Vacfan	2
	3	49891	(000000-) Clamp, Hose, Wormdrive, 5.56-6.50d, .56w	2
	4	08716	(000000-) Screw, Hex, M6 X 1.00 X 20, Ss	10
	5	29570	(000000-) Washer, Flat, 0.28b 1.00d .06, Stl	10
	6	1203848	(000000-) Muffler, Vacfan, 11.0 L	2
	7	130773	(000000-) Tie, Cable, Nyl, 11.0l, .14w, 3.0 Max. D	2
	8	1066431	(000000-) Seal, Afrmkt, Bulb, Dual, 03ft [F/.30gap]	1
	9	1214173	(000000-) Seal, Door, Vac Fan, Rbr	2
	10	1214174	(000000-) Retainer, Seal, Door, Vac Fan	2
	11	382320	(000000-) Screw, Pan, Phl, 12-16 X 0.50, F/ Plstc	8
	12	9020218	(000000-012999) Cover, Side, Lh, Afrmkt [T17]	1
	12	9018977	(013000-) Cover, Side, Lh, Afrmkt [T/M17]	1
	13	1205801	(000000-) Hinge, Wldt, Lh	1
	14	1205811	(000000-) Hinge Wldt, [T12]	2
	15	15675	(000000-) Screw, Hex, M8 X 1.25 X 16, Ss	11
	16	32492	(000000-) Washer, Flat, 0.38, Std	11
	17	398806	(000000-) Latch	1
	18	1208748	(000000-) Plate, Latch [T17]	1
	19	1207039	(000000-) Bracket, Bumper	2
	20	20802	(000000-) Bumper, Rbr, 1.0d 0.38th .25-20	2
	21	19312	(000000-) Nut, Hex, Std, .25-20	4
	22	1207341	(000000-) Bracket, Latch, Lh Panel [T17]	1
	23	1020341	(000000-) Screw, Hex, M8 X 1.25 X 20, Ss, Sems	2
	24	06933	(000000-) Screw, Pan, Phl, M5 X 0.80 X 16, 4.8	1
	25	1052126	(000000-) Inductor, 12.7mmid [156 Imp at 25Mhz] (Europe, Australia, Canada Only)	2

Fig. 26 - Rear Squeegee Lift Group

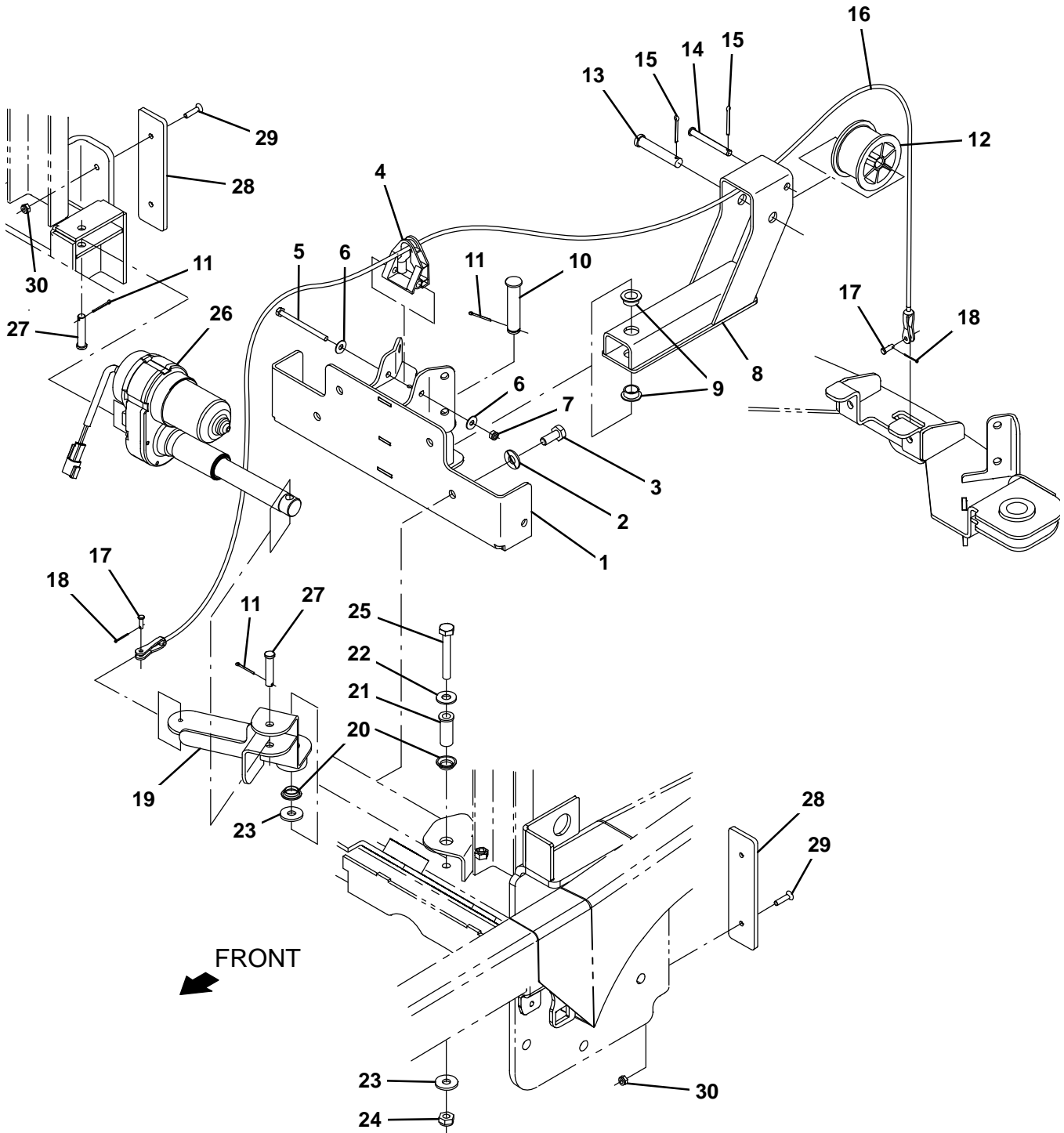


Fig. 26 – Rear Squeegee Lift Group

Ref.	Part No.	Serial Number	Description	Qty.
1	1207903	(000000–) Bracket Wldt, Sqge Lift, Frame	1
2	01686	(000000–) Washer, Flat, 0.44b 1.00d .08, Ss	4
3	09770	(000000–) Screw, Hex, M10 X 1.50 X 25, NI, Ss	4
4	1208274	(000000–) Guide, Cable, Sqge Lift	1
5	391434	(000000–) Screw, Hex, M6 X 1.00 X 80, Ss	1
6	01684	(000000–) Washer, Flat, 0.27b 0.69d .05, Ss	2
7	08712	(000000–) Nut, Hex, Lock, M6 X 1.00, NI, Ss	1
8	1205553	(000000–) Lift Wldt, Sqge, Pulley	1
9	25735	(000000–) Bushing, Flng, 0.63b 0.75d 0.38l	2
10	1018276	(000000–) Pin, Clevis, 0.62d X 2.91l	1
11	08179	(000000–) Pin, Cotter, .094 X 1.00	3
12	223054	(000000–) Drum, Cable, Lift	1
13	51103	(000000–) Pin, Clevis, 0.50d X 2.62l	1
14	71274	(000000–) Pin, Clevis, 0.31d X 2.62l	1
15	08175	(000000–) Pin, Cotter, .125 X 1.25	2
16	1207739	(000000–) Cable, Ss .12d 22.6l .2clevis / .2clevis	1
17	77488	(000000–) Pin, Clevis, 0.19d X 0.63l	2
18	08178	(000000–) Pin, Cotter, .062 X 0.75	2
19	1207466	(000000–) Lever Wldt, Sqge Lift, Pulley	1
20	04843	(000000–) Bushing, Flng, 0.63b 0.72d 0.25l	2
21	1208247	(000000–) Bushing, Sleeve, Flng 0.40b 0.625d 1.62l, Ss	1
22	01686	(000000–) Washer, Flat, 0.44b 1.00d .08, Ss	1
23	1014563	(000000–) Washer, Flat, 0.40b 1.12d .12, Ss	2
24	08714	(000000–) Nut, Hex, Lock, M10 X 1.5, NI, Ss	1
25	14529	(000000–) Screw, Hex, M10 X 1.50 X 70, Ss	1
26	1206872	(000000–) Actuator, 36v, 2.36in Stroke	1
27	17461	(000000–) Pin, Clevis, 0.37d X 1.75l	2
28	1207757	(000000–) Shield, Bumper, Sqge Cplg	2
29	06415	(000000–) Screw, Flt, Soc, M6 X 1.00 X 25, 10.9	4
30	08708	(000000–) Nut, Hex, Lock, M6 X 1.00, NI	4

Fig. 27 – Rear Squeegee Linkage Group

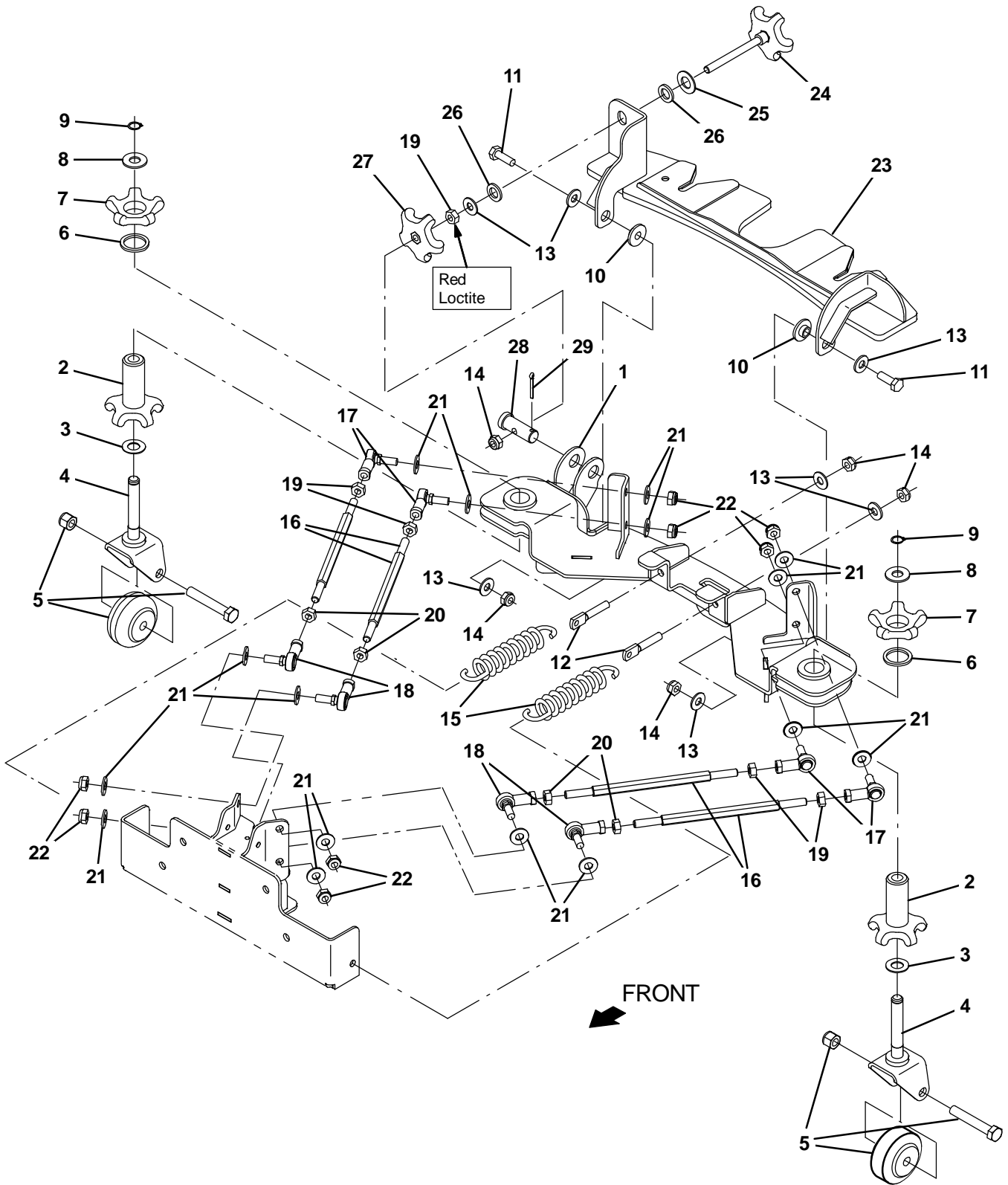


Fig. 27 – Rear Squeegee Linkage Group

Ref.	Part No.	Serial Number	Description	Qty.
	1	1206821	(000000–) Coupling Wldt, Sqge, Front	1
▽	9020233	(000000–)	Caster, Assy, Sq, Rear, Afmkt [T17]	2
▲	2	1208155	(000000–) Knob, Adj, Caster	1
▲	3	07450	(000000–) Washer, Thrust, 0.66b 1.25d 0.06w	1
▲	4	1208153	(000000–) Pivot Wldt, Caster, Sqge	1
▲	5	9014285	(000000–) Caster Kit, Rear Squeegee, Am	1
▲	6	79217	(000000–) Washer, Wavy, 1.20b 1.54d .13	1
▲	7	1208156	(000000–) Knob, Caster	1
	8	77272	(000000–) Washer, Flat, 0.60b 1.31d .10, Ss	2
	9	01516	(000000–) Ring, Retaining, Ext, 0.59d, Basic	2
	10	363087	(000000–) Bushing, Fng, 0.44b 1.25d 0.25l	2
	11	12317	(000000–) Screw, Hex, M10 X 1.50 X 30, Ss	2
	12	386847	(000000–) Bolt, Eye, M10 X 1.50 X 064mm, 07.10 Eye	2
	13	01686	(000000–) Washer, Flat, 0.44b 1.00d .08, Ss	7
	14	08714	(000000–) Nut, Hex, Lock, M10 X 1.5, NI, Ss	5
	15	1031413	(000000–) Spring, Extn, 1.68od 0.20wir 07.5l	2
▽	9020232	(000000–)	Link Kit, Sq, Rear, 1 Link, Afmkt [T17]	4
▲	16	1209712	(000000–) Rod, Hex, M10, 09.50l, Stl	1
▲	17	05686	(000000–) Rod–End, M10 X 1.5rh Fem M10 X 1.5stud	1
▲	18	05685	(000000–) Rod–End, M10 X 1.5lh Fem M10 X 1.5stud	1
▲	19	07787	(000000–) Nut, Hex, Std, M10 X 1.50, Ss	1
▲	20	09775	(000000–) Nut, Hex, Std, M10–1.5 , Ss	1
▲	21	01686	(000000–) Washer, Flat, 0.44b 1.00d .08, Ss	4
▲	22	08714	(000000–) Nut, Hex, Lock, M10 X 1.5, NI, Ss	2
	23	1206844	(000000–) Coupling Wldt, Sqge, Rear	1
	24	1206865	(000000–) Knob, Star, 3.21d 5ear 4.45l M10x1.5	1
	25	15331	(000000–) Washer, Flat, 0.62, Sae	1
	26	1210022	(000000–) Washer, 1.02 Od, .62 Id, Urethane	2
	27	1054945	(000000–) Knob, Star, 3.21d 5ear M10	1
	28	1207034	(000000–) Pin, Clevis, 0.75d X 2.00l, M10 Hole	1
	29	08236	(000000–) Pin, Cotter, .156 X 1.25	1

Fig. 28 – Rear Squeegee Group

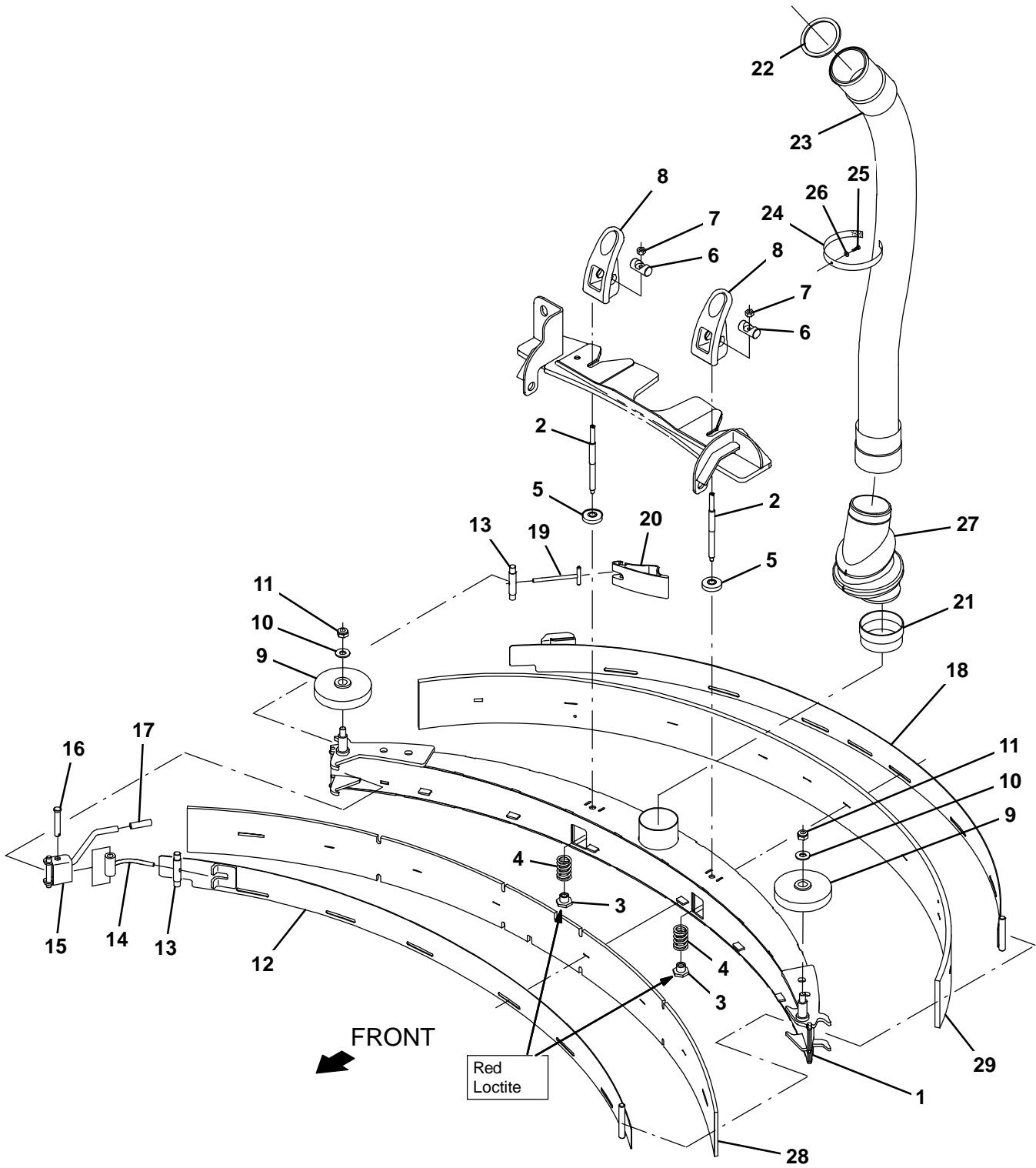


Fig. 28 – Rear Squeegee Group

Ref.	Part No.	Serial Number	Description	Qty.
▽	9020070	(000000–) Squeegee Kit, Ci [T17]	1
▲	1 1213530	(000000–) Squeegee Frame Assy	1
▲	2 1206251	(000000–) Rod, Thrd, 2end, M8x1.25/ M10x1.5 –02	2
▲	3 391345	(000000–) Nut, T, M10 X 1.50 X 0.62od X 0.5l	2
▲	4 1212782	(000000–) Spring, Cmpr, 0.98od .14wir 02.00l, Ss	2
▲	5 1208629	(000000–) Ring, Mtg, Sqge, .38l	2
▲	6 1055396	(000000–) Pin, 0.63d, 02.0l [W/Cbore, M8 Screw]	2
▲	7 07786	(000000–) Nut, Hex, Std, M8 X 1.25, Ss	2
▲	8 1052532	(000000–) Grip, Lock	2
▲	9 363162	(000000–) Wheel, 04.0d 0.89w 0.64b	2
▲	10 01686	(000000–) Washer, Flat, 0.44b 1.00d .08, Ss	2
▲	11 08714	(000000–) Nut, Hex, Lock, M10 X 1.5, NI, Ss	2
▲	12 1209122	(000000–) Strap Wldt	1
▲	13 1206530	(000000–) Pin, 0.43d 2.75l [303ss]	2
▲	14 1209121	(000000–) Arm Wldt	1
▲	15 1209120	(000000–) Bracket Wldt	1
▲	16 51813	(000000–) Pin, Clevis, 0.37d X 2.12l	1
▲	17 1208858	(000000–) Cover, Handle	1
▲	18 1207103	(000000–) Clamp Wldt, Rear	1
▲	19 21606	(000000–) Bar Wldt, Retainer, Sqge, Rear	1
▲	20 1208906	(000000–) Cam, Rear	1
	21 1208730	(000000–) Cuff, Adapter, 2.75 X 3.00, Pvc	1
	22 1207608	(000000–) Gasket, Ure, .16, 3.23id 3.63od	1
	23 1207661	(000000–) Hose Assy, Rear Squeegee	1
	24 1209444	(000000–) Fastener, 11.00l [Hook & Loop]	1
	25 1045525	(000000–) Screw, Pan, Phl, M6 X 1.00 X 12, Blk	1
	26 01684	(000000–) Washer, Flat, 0.27b 0.69d .05, Ss	1
	27 1213539	(000000–) Hose Trap Assy	1
	28 1207086	(000000–) Blade, Front Squeegee 56.6l (Linard)	1
	28 1208356	(000000–) Blade, Front Squeegee 56.6l (Urethane)	1
	28 1208358	(000000–) Blade, Front Squeegee 56.6l (Gum)	1
	29 1207087	(000000–) Blade, Rear Squeegee 60.6l (Linatex)	1
	29 1208357	(000000–) Blade, Rear Squeegee 60.6l (Urethane)	1
	29 1208359	(000000–) Blade, Rear Squeegee 60.6l (Gum)	1

Fig. 29 – Right Hand Door and Battery Cover Group

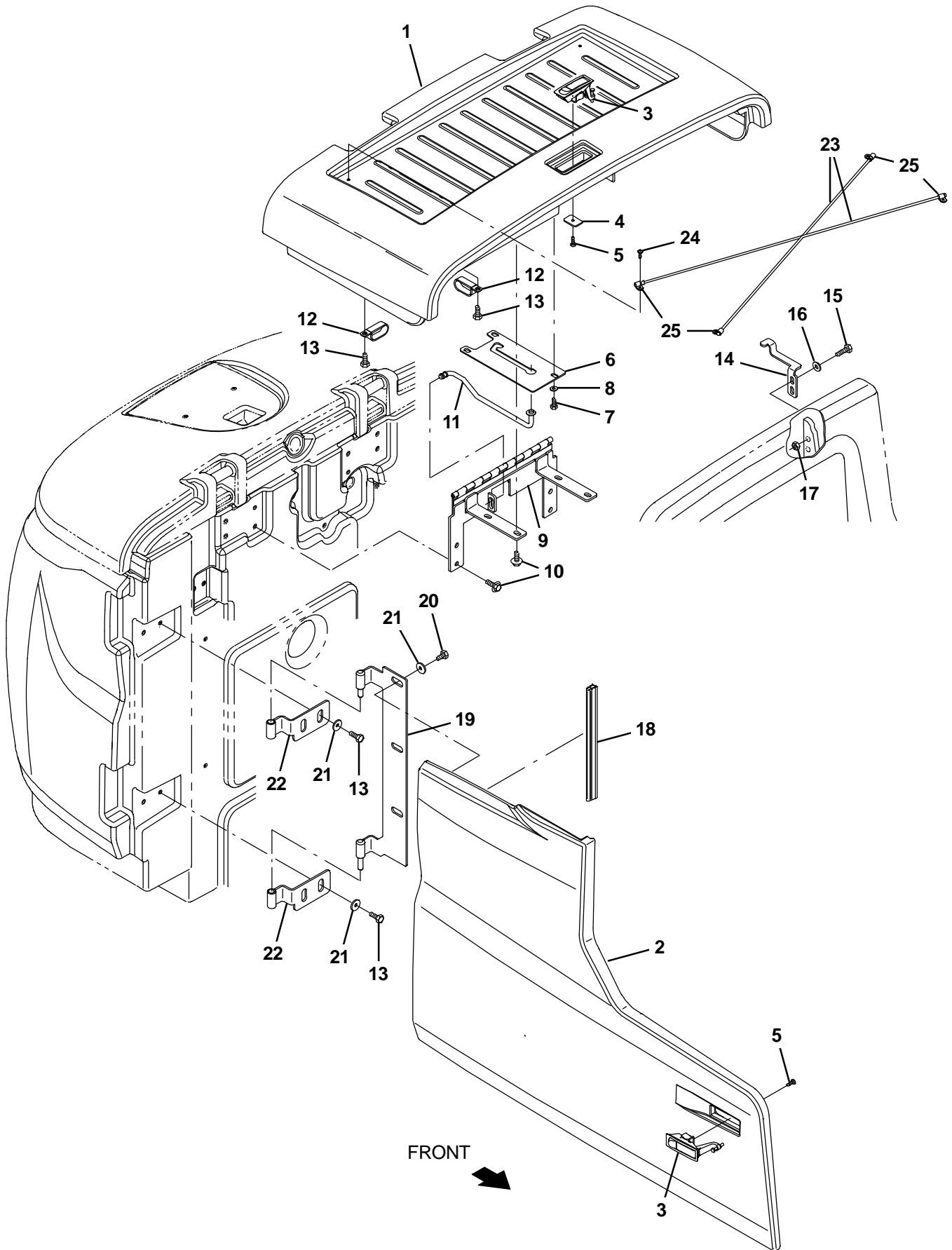


Fig. 29 – Right Hand Door and Battery Cover Group

Ref.	Part No.	Serial Number	Description	Qty.
1	9020213	(000000–012999)	Cover, Battery, Top, Afmkt [T17]	1
1	9020290	(000000–012999)	Cover Assy, Battery, Tj [T17] (Japan Only)	1
1	9018978	(013000–)	Cover, Assy, Battery [T17/M17]	1
2	9020214	(000000–012999)	Cover, Side Rh, Afmkt [T17]	1
2	9018975	(013000–)	Cover, Side Rh, Afmkt [T/M17]	1
3	398806	(000000–)	Latch	2
4	1208748	(000000–)	Plate, Latch [T17]	1
5	06935	(000000–)	Screw, Pan, Phl, M5 X 0.80 X 25, 4.8	2
6	1209190	(000000–)	Plate, Prop Rod, [T17]	1
7	15678	(000000–)	Screw, Hex, M6 X 1.00 X 16, Ss	3
8	32490	(000000–)	Washer, Flat, 0.25, Std	3
9	1207362	(000000–)	Hinge Wldt, Cover, Battery [T17]	1
10	1020341	(000000–)	Screw, Hex, M8 X 1.25 X 20, Ss, Sems	8
11	1207145	(000000–)	Rod Wldt, Seat, Battery Cover [T17]	1
12	09570	(000000–)	Clamp, Cable, Stl, 0.90d X 0.62w, 1hole	3
13	09740	(000000–)	Screw, Hex, M8 X 1.25 X 20, Ss	7
14	1207131	(000000–)	Bracket, Latch [T17]	1
15	76570	(000000–)	Screw, Hex, M8 X 1.25 X 30, 8.8	2
16	32491	(000000–)	Washer, Flat, 0.31, Std	4
17	08709	(000000–)	Nut, Hex, Lock, M8 X 1.25, NI	2
18	1066429	(000000–)	Seal, Afmkt, Bulb, Dual, 01ft [F/.30gap]	1
19	1207946	(000000–)	Hinge Wldt, Rh [T17]	1
20	49826	(000000–)	Screw, Hex, M8 X 1.25 X 16, NI, Ss	3
21	1017218	(000000–)	Washer, Flat, 0.32b 1.00d .12, Ss	7
22	1205811	(000000–)	Hinge Wldt, [T12]	2
23	1210971	(000000–)	Cord, Battery Cover [T17]	2
24	39239	(000000–)	Screw, Pan, Phl, 10–32 X 0.50, G2, Blk	4
25	140324	(000000–)	Clamp, Cable, Nyl, 0.31d, Blk	4

Fig. 30 – Electrical Box Group

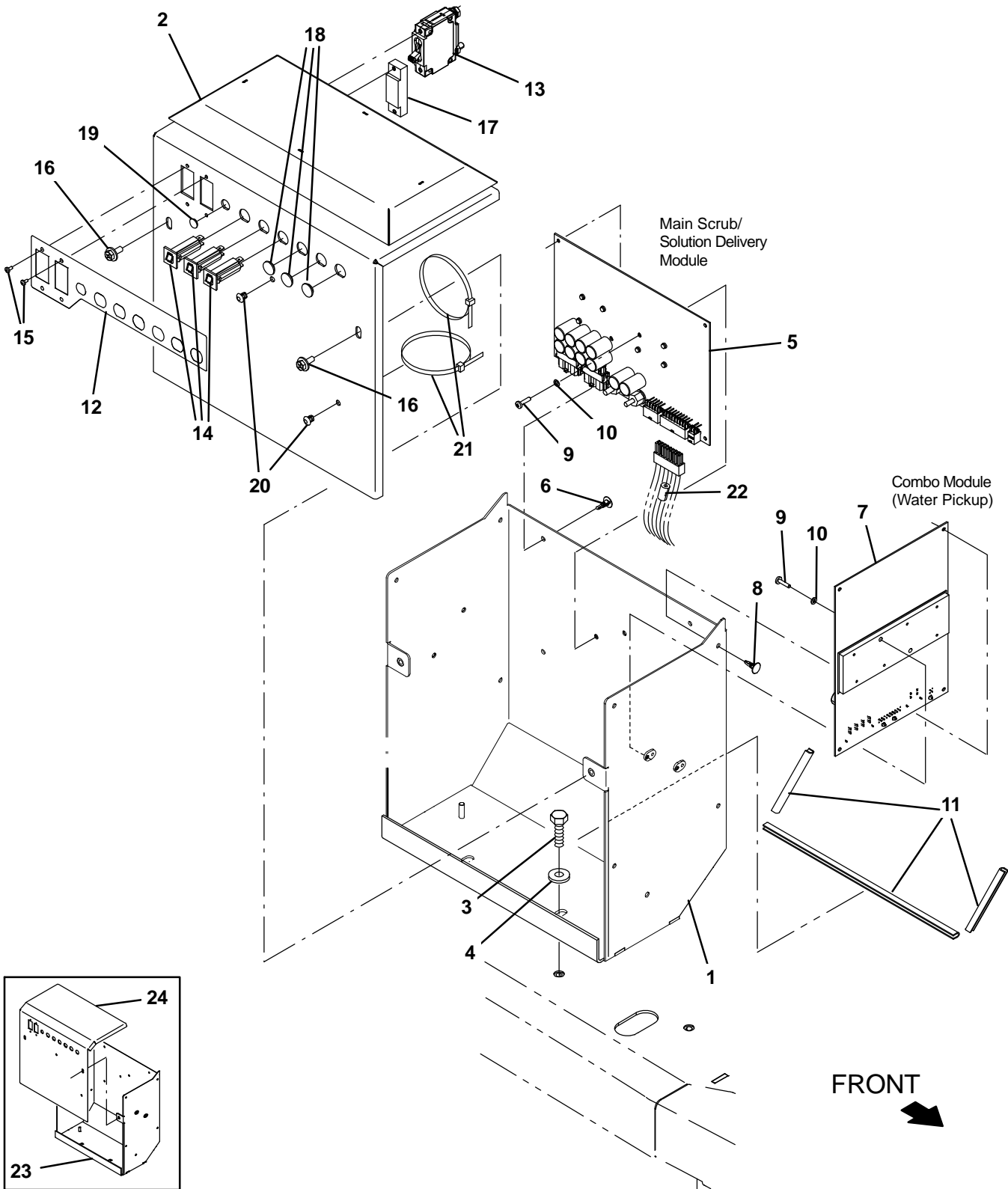


Fig. 30 – Electrical Box Group

Ref.	Part No.	Serial Number	Description	Qty.
	1	1214566	(000000–) Panel Wldt, Enclosure, Electrical	1
	2	1214550	(000000–) Cover Wldt, Enclosure, Electrical	1
	3	1020341	(000000–) Screw, Hex, M8 X 1.25 X 20, Ss, Sems	2
	4	1017218	(000000–) Washer, Flat, 0.32B 1.00D .12, Ss	2
▽	5	9020228	(000000–010999) Circuit Board Kit, Scrub, Afmkt [T17]	1
▲	6	1210399	(000000–010999) Stand–Off, Circuitboard [0.25”]	4
▽	5	9015002	(011000–013999) Circuitboard Kit, Scrub, Afmkt [T17/M17]	1
▲	6	1210399	(011000–013999) Stand–Off, Circuitboard [0.25”]	4
▽	5	9020594	(014000–) Circuitboard Kit, Scrub, Afmkt [T17/M17]	1
▲	6	1210399	(014000–) Stand–Off, Circuitboard [0.25”]	4
▽	7	9020229	(000000–) Circuit Board Kit, Water, Afmkt [t17]	1
▲	8	1210399	(000000–) Stand–Off, Circuitboard [0.25”]	4
	9	06926	(000000–) Screw, Pan, Phl, M4 X 0.70 X 10, 4.8	4
	10	1202860	(000000–) Washer, Flat, 0.17b 0.31d .03, Nyl	4
	11	1046404	(000000–) Molding, Afmkt, Trim, Pvc, .18 .31, 02Ft	1
	12	1208412	(000000–) Label, Circuit Breaker	1
	13	1210970	(000000–) Circuitbreaker, 60.0a, Resetable	1
	14	1064184	(000000–) Circuitbreaker, 02.5a, Resetable	3
	15	06919	(000000–) Screw, Pan, Phl, M3 X 0.50 X 6, 4.8	4
	16	1034731	(000000–) Screw, Hex, M6 X 1.00 X 16, Sems, Ss	2
	17	1213059	(000000–) Plug, Circuit Breaker [Carling, 50/60a]	1
	18	1058340	(000000–) Plug, Hole, Rnd, 0.63h 0.1l, Blk	3
	19	33807	(000000–) Plug, Hole, Rnd, 0.44H .03–.12, Blk Nyl	1
	20	1202868	(000000–) Clip, Tie, 0.25d, Plstc	8
	21	763114	(000000–) Tie, Cable, 11.3l, 2.75d Max	6
	22	1060276	(000000–) Inductor, 36.2mml,Rnd [Ferrite 1–300hz] (Australia Only)	1
	23	1210467	(000000–010341) Panel Wldt, Enclosure, Electrical	1
	24	1209041	(000000–010341) Cover, Enclosure, Electrical	1

Fig. 31 – Electrical Box Wires Group

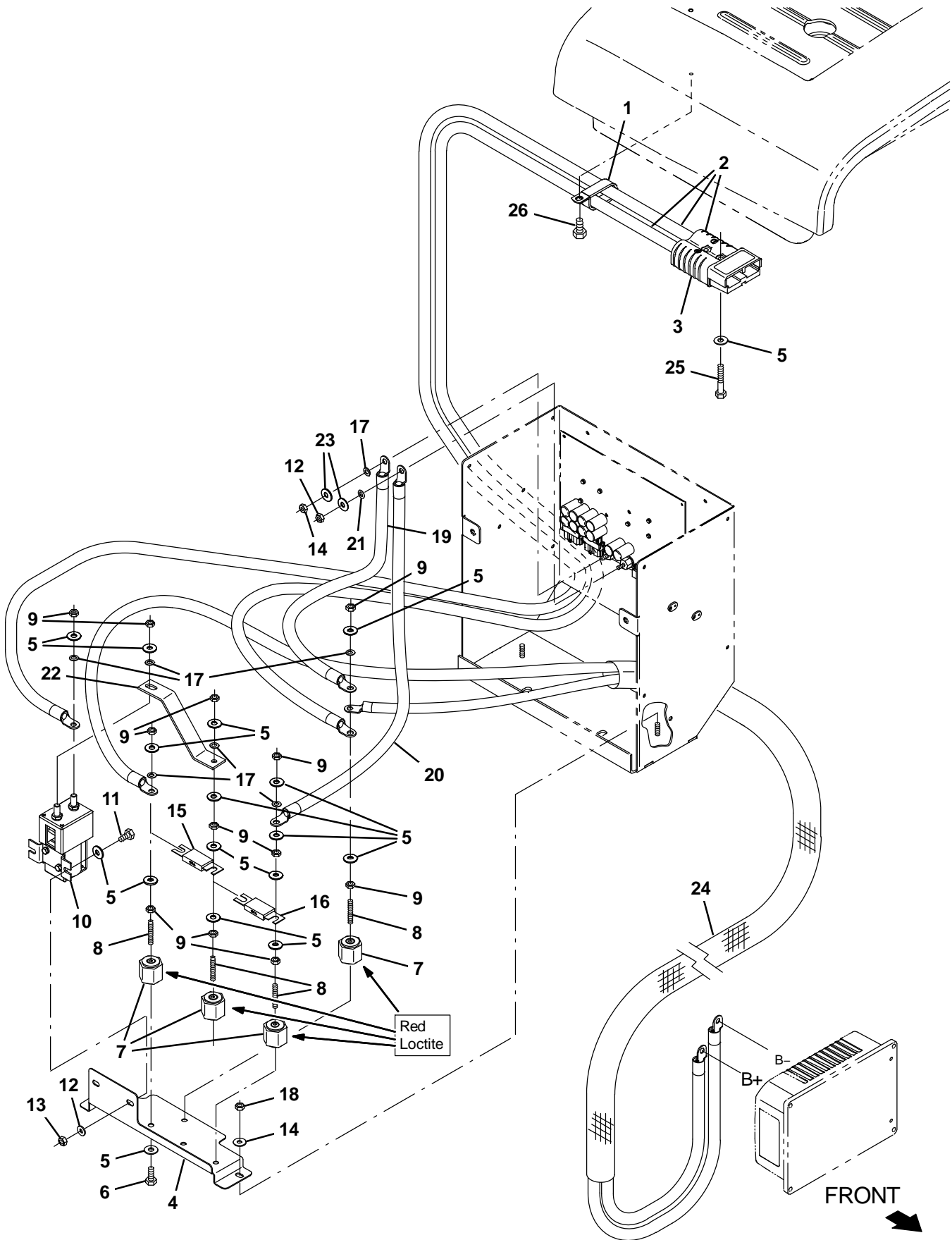
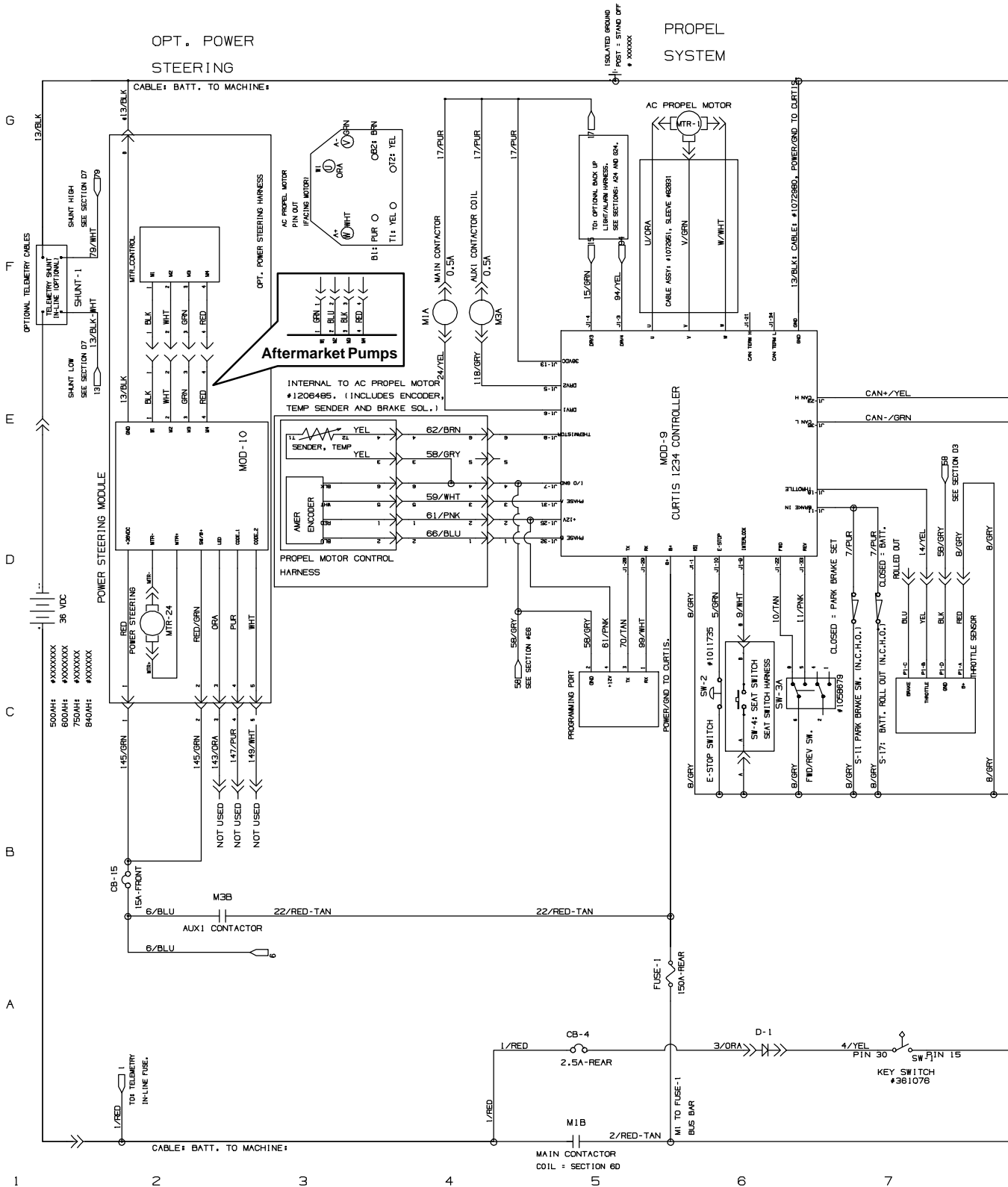


Fig. 31 – Electrical Box Wires Group

Ref.	Part No.	Serial Number	Description	Qty.
	1	09570	(000000–) Clamp, Cable, Stl, 0.90D X 0.62W, 1 Hole	1
▽	2	1072981	(000000–) Cable, Battery, 1/0ga [M8 Ring/M6 Ring]	1
▲	3	01726	(000000–) Connector, 350A, Gray	1
	4	1206431	(000000–) Bracket, Mtg, Contactor	1
	5	32483	(000000–) Washer, Flat, 0.25, Sae	13
	6	19314	(000000–) Screw, Hex, .25–20 X 0.38, G5	4
	7	76062	(000000–) Stand-Off, Wir, 0.25, Insulator, Panel	4
	8	41702	(000000–) Rod, Thrd, Full, .25–20 01.5l	4
	9	19312	(000000–) Nut, Hex, Std, .25–20	10
	10	1068510	(000000–) Contactor, 36vdc, 200a, Spst	1
	11	06942	(000000–) Screw, Hex, M6 X 1.00 X 16, 8.8	2
	12	1202864	(000000–) Nut, Hex, Std, M5 X 0.80, Brs	2
	13	08708	(000000–) Nut, Hex, Lock, M6 X 1.00, NI	2
	14	1061910	(000000–) Nut, Hex, Std, M6 X 1.00, Brs	1
	15	386807	(000000–) Fuse, 150a, 0.88 2.4l [Slo-Blo]	1
	16	86379	(000000–) Fuse, 100a, 0.88 2.4l, 125volt	1
	17	07515	(000000–) Washer, Lock, Int, 0.25, Ss	6
	18	08708	(000000–) Nut, Hex, Lock, M6 X 1.00, NI	2
	19	1072979	(000000–) Cable, 04ga 6.9l Blk [M6 Ring/M6 Ring]	1
	20	1072978	(000000–) Cable, 04ga 9.8l Blu [M5 Ring/M6 Ring]	1
	21	07514	(000000–) Washer, Lock, Int, 10, Ss	2
	22	1208691	(000000–) Busbar, 200a	1
	23	1061918	(000000–) Washer, Flat, 0.25b 0.47d .06, Brs	2
	24	1074713	(000000–) Cable Assy, 02ga, Power [T18, 2 Cond.]	1
	25	33930	(000000–) Screw, Hex, M6 X 1.00 X 40, Ss	2
	26	49826	(000000–) Screw, Hex, M8 X 1.25 X 16, NI, Ss	3

Fig. 32 - Electrical Schematic (00000-010999)



356516 - 1074089

Fig. 32 – Electrical Schematic (000000-010999)

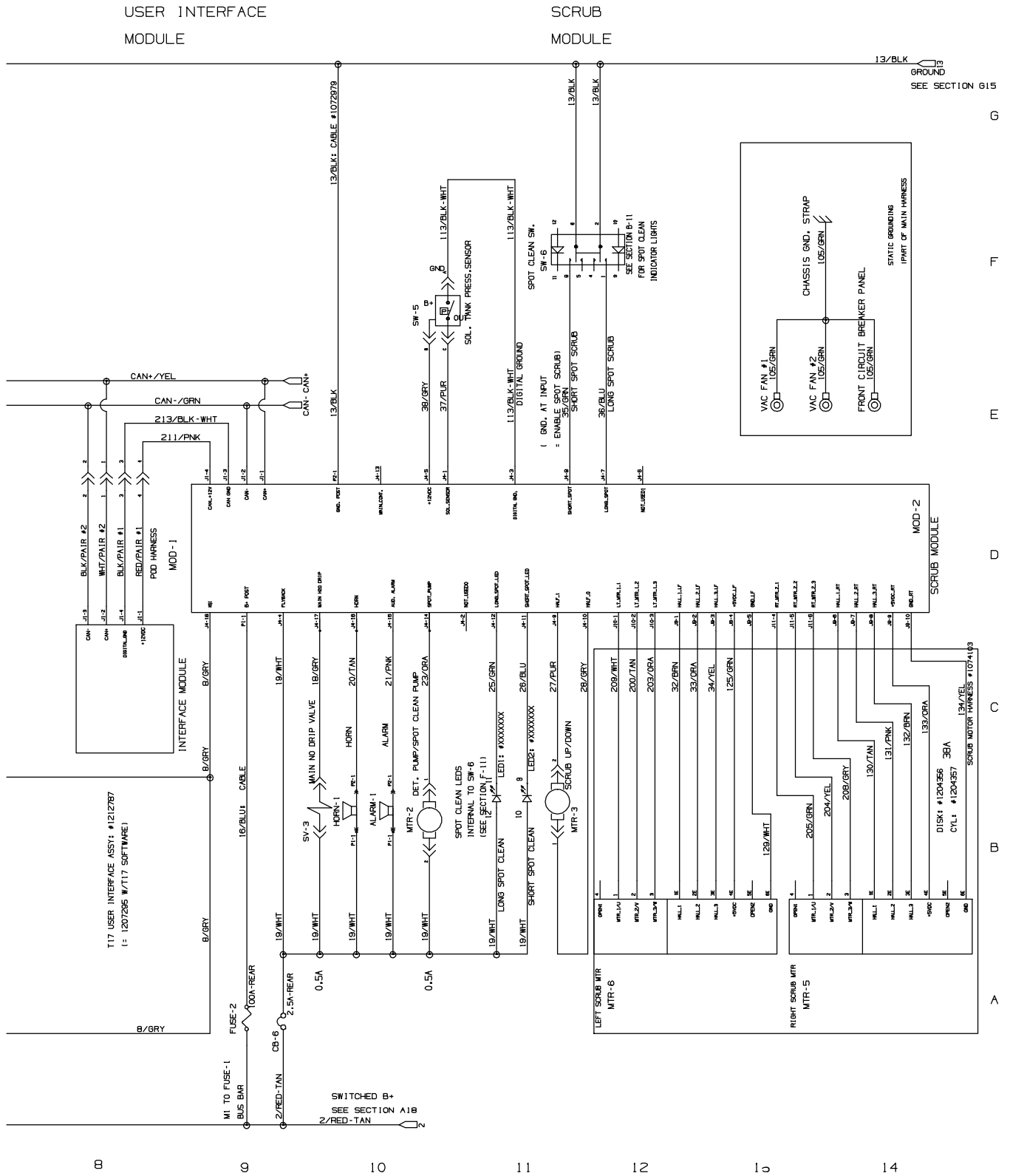


Fig. 32 – Electrical Schematic (000000-010999)

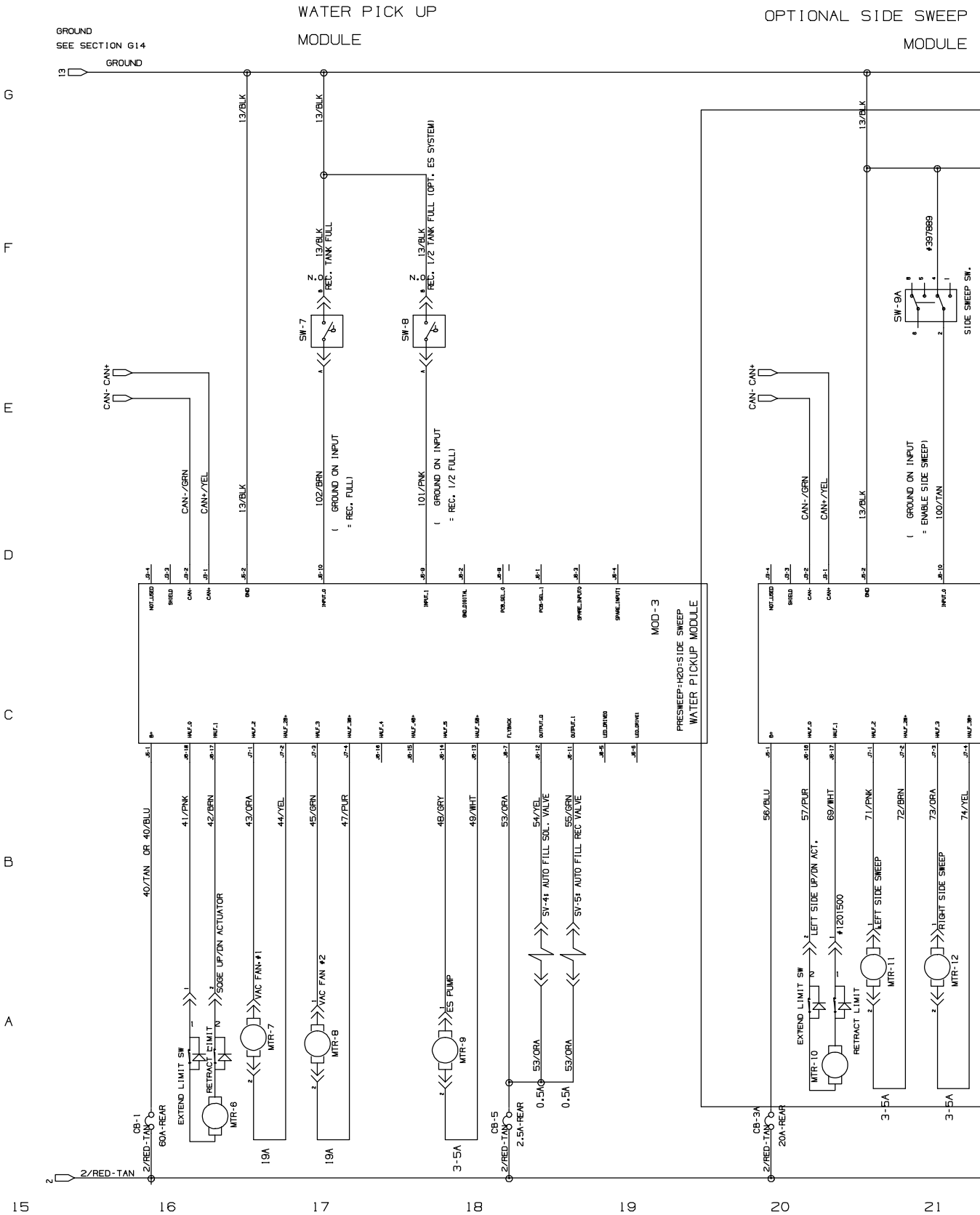


Fig. 32 – Electrical Schematic (000000-010999)

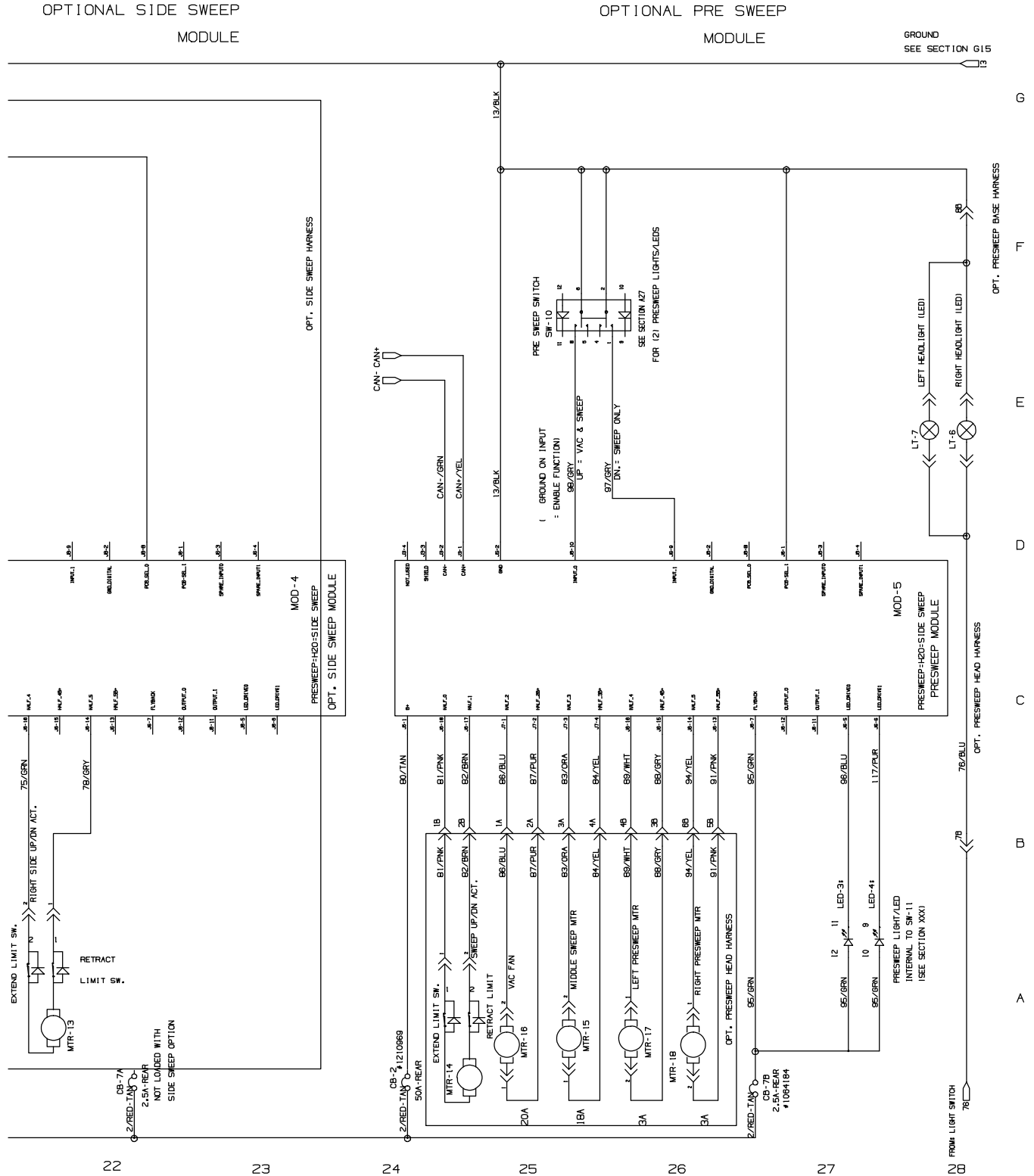


Fig. 32 - Electrical Schematic (00000-010999)

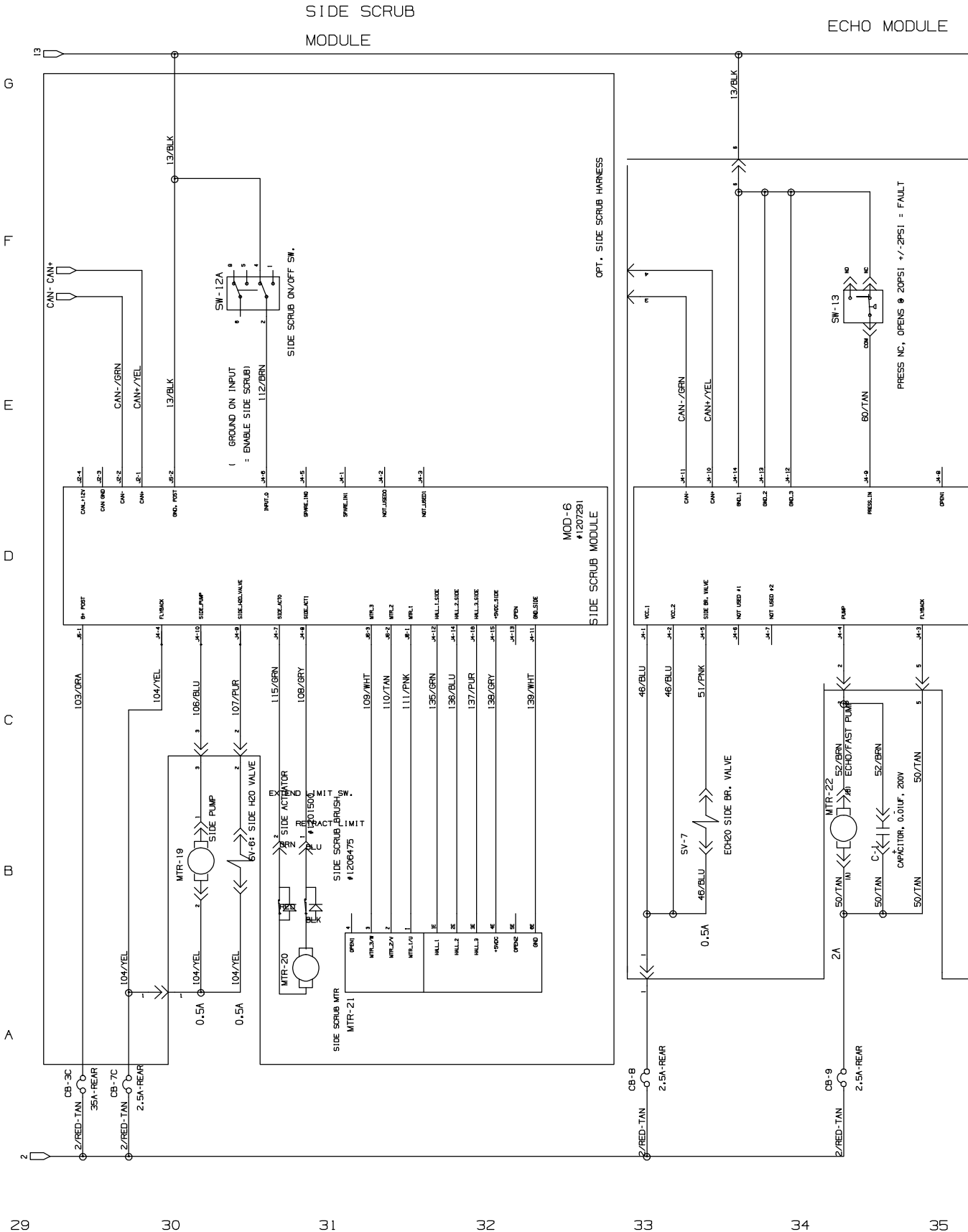


Fig. 32 – Electrical Schematic (000000-010999)

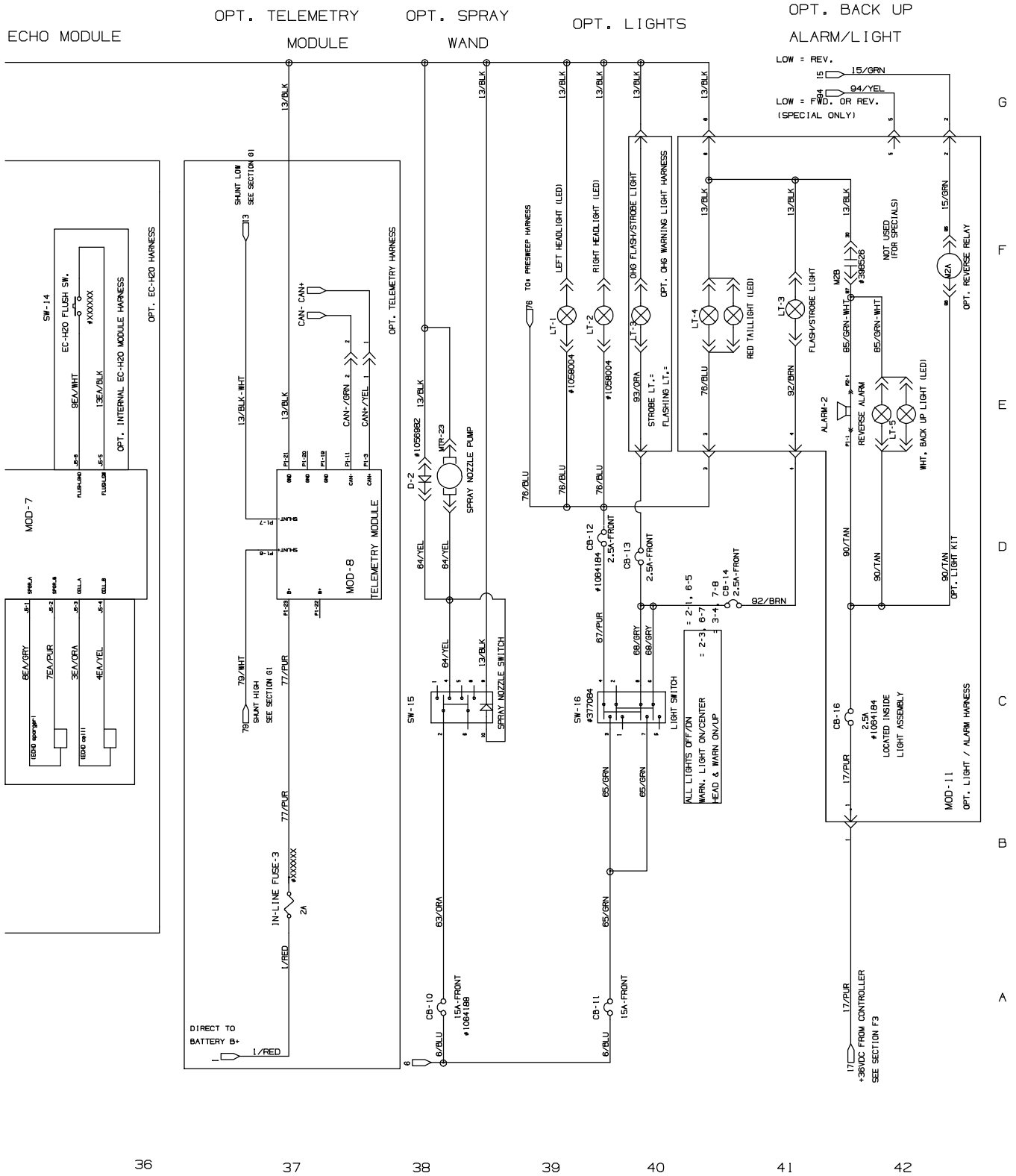


Fig. 33 – Electrical Schematic (011000-012999)

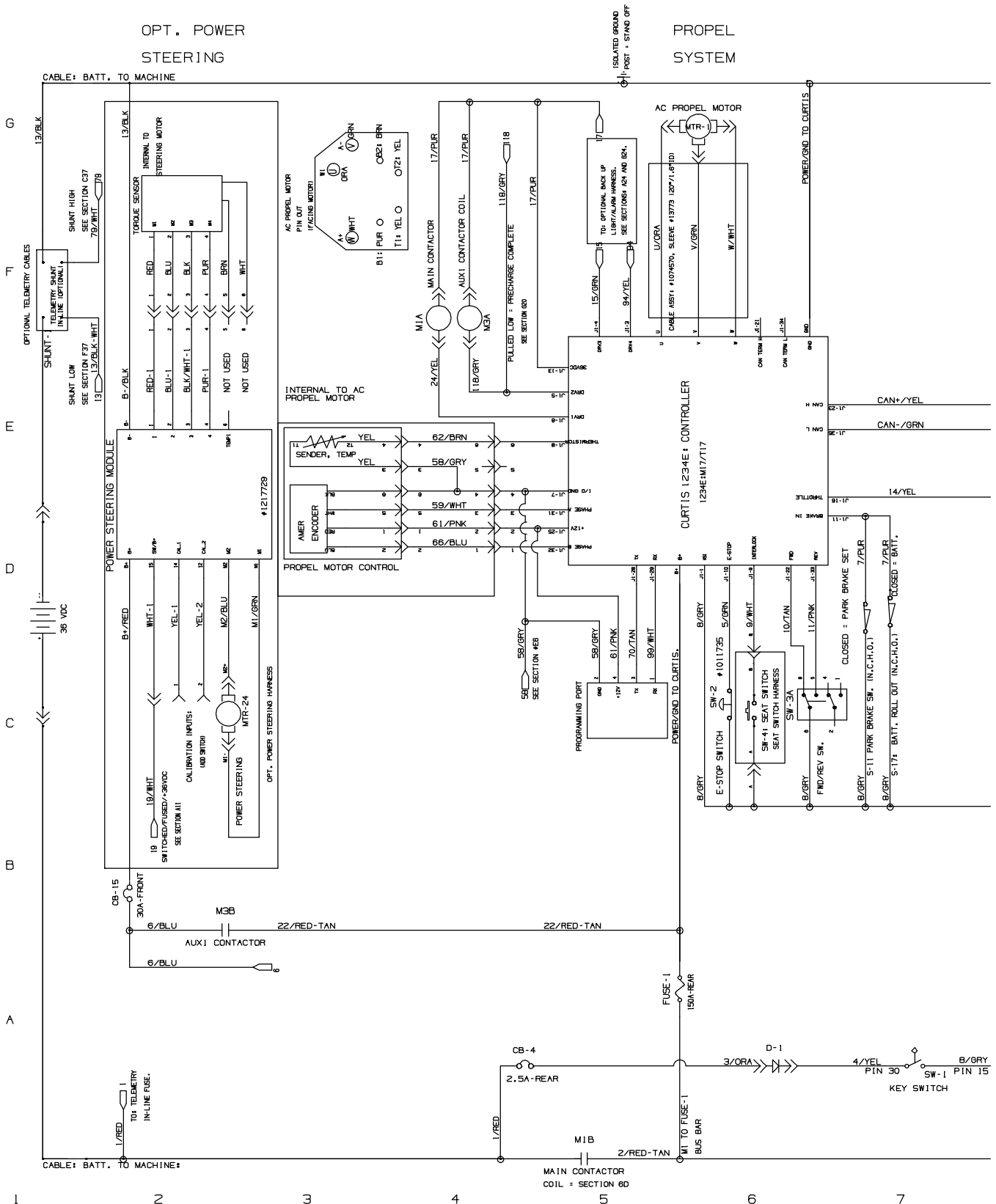


Fig. 33 – Electrical Schematic (011000-012999)

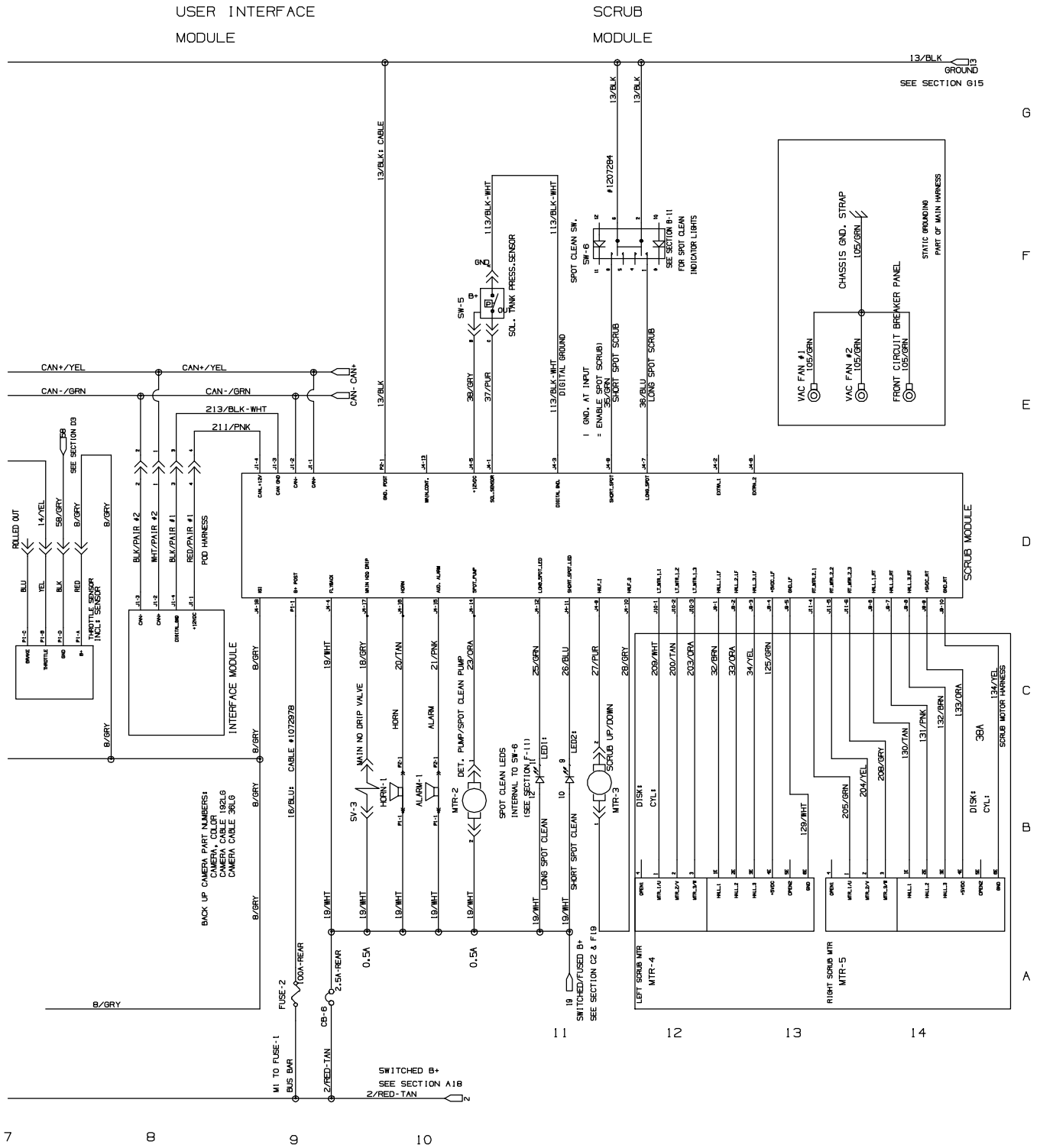


Fig. 33 – Electrical Schematic (011000-012999)

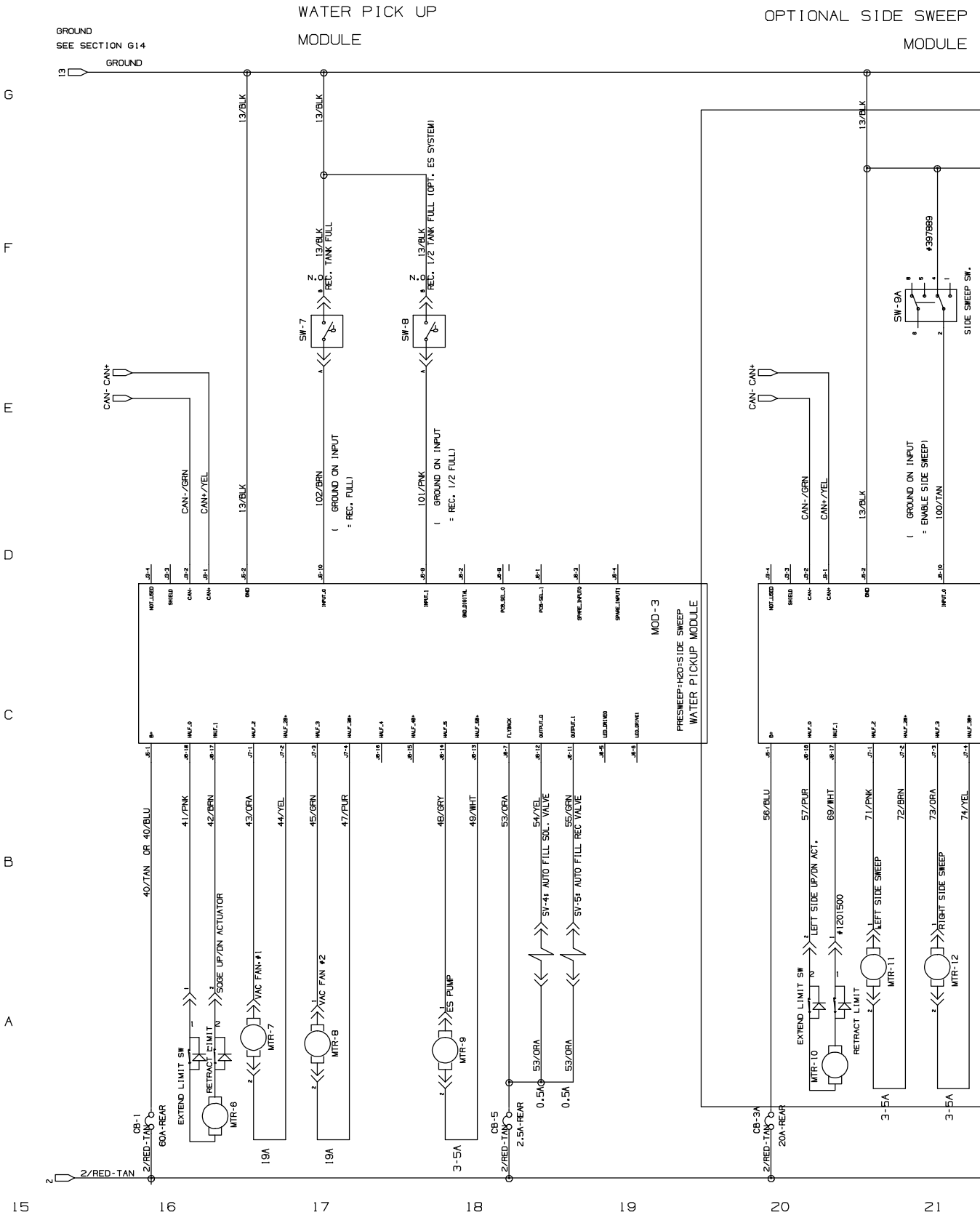


Fig. 33 – Electrical Schematic (011000-012999)

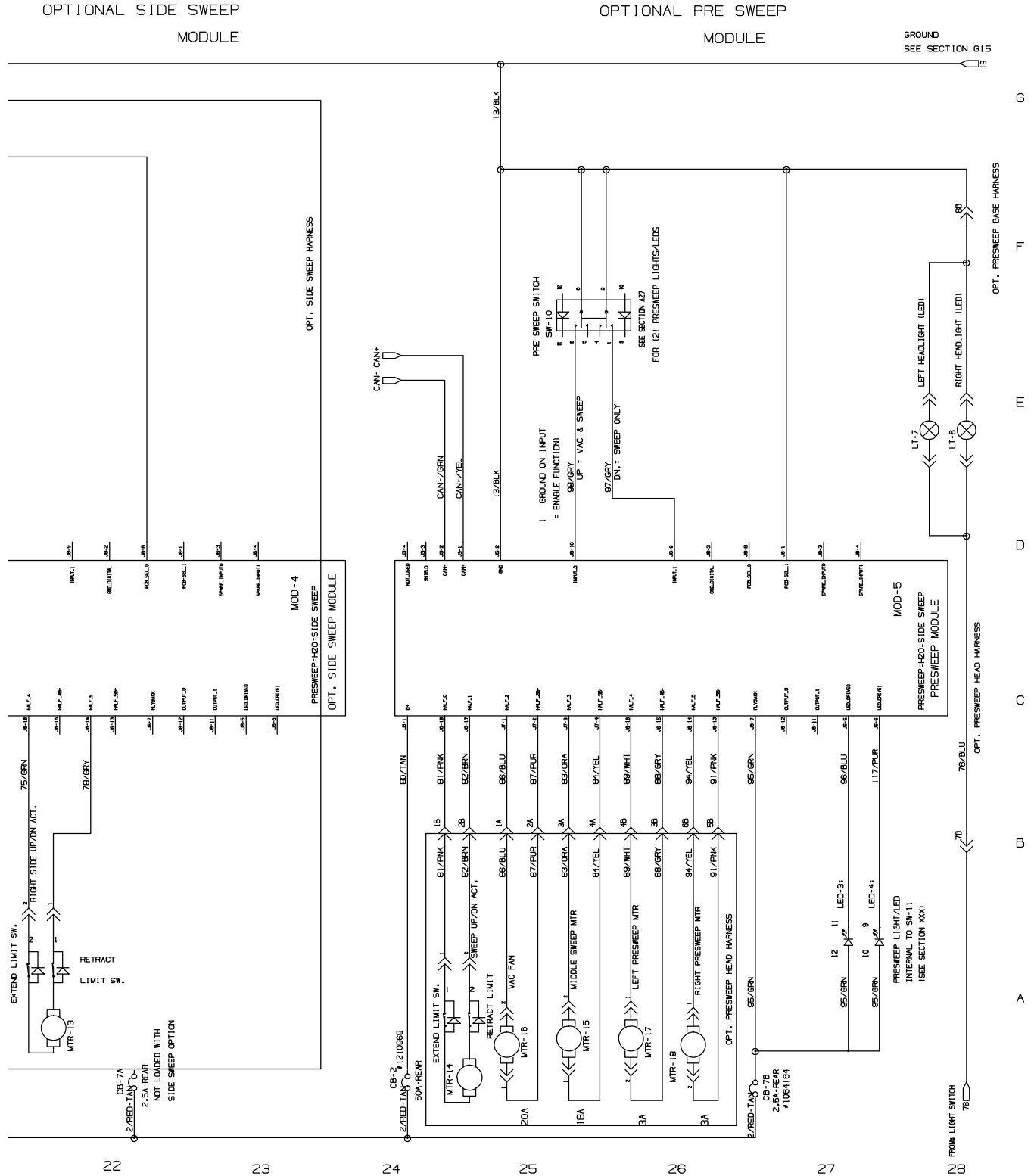


Fig. 33 - Electrical Schematic (011000-012999)

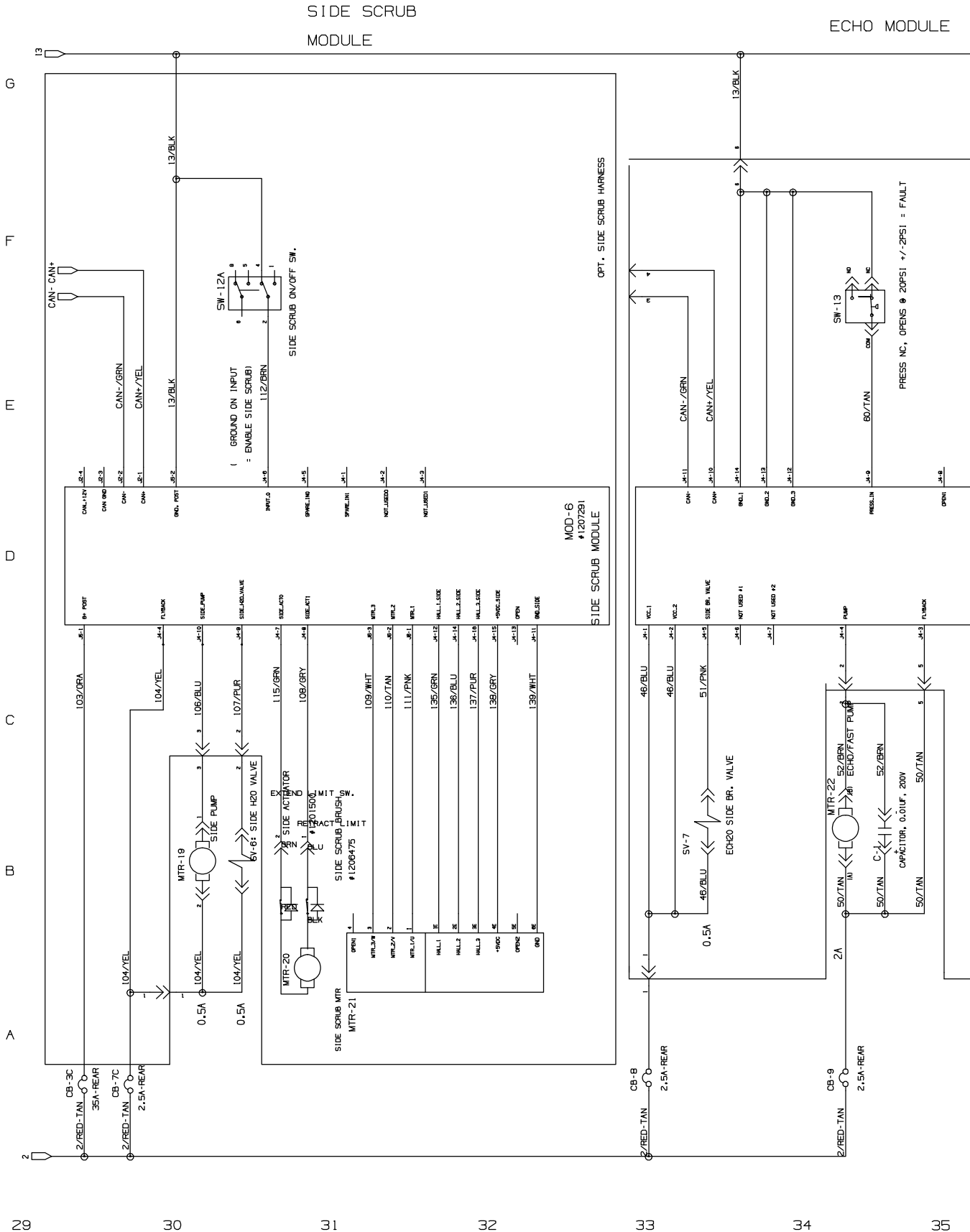
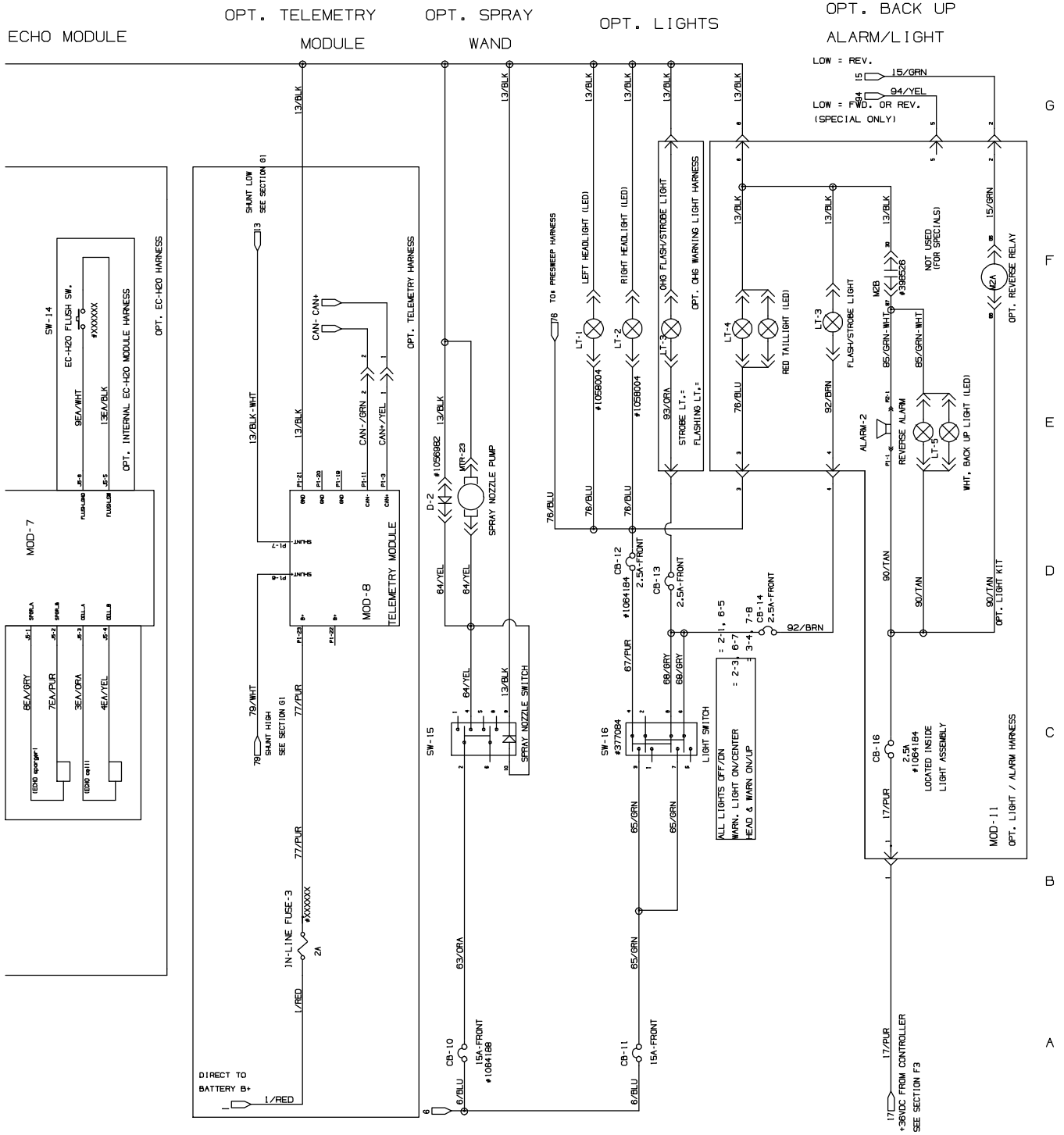


Fig. 33 – Electrical Schematic (011000-012999)



36

37

38

39

40

41

42

356516 – 1074089

Fig. 34 – Electrical Schematic (013000-013999)

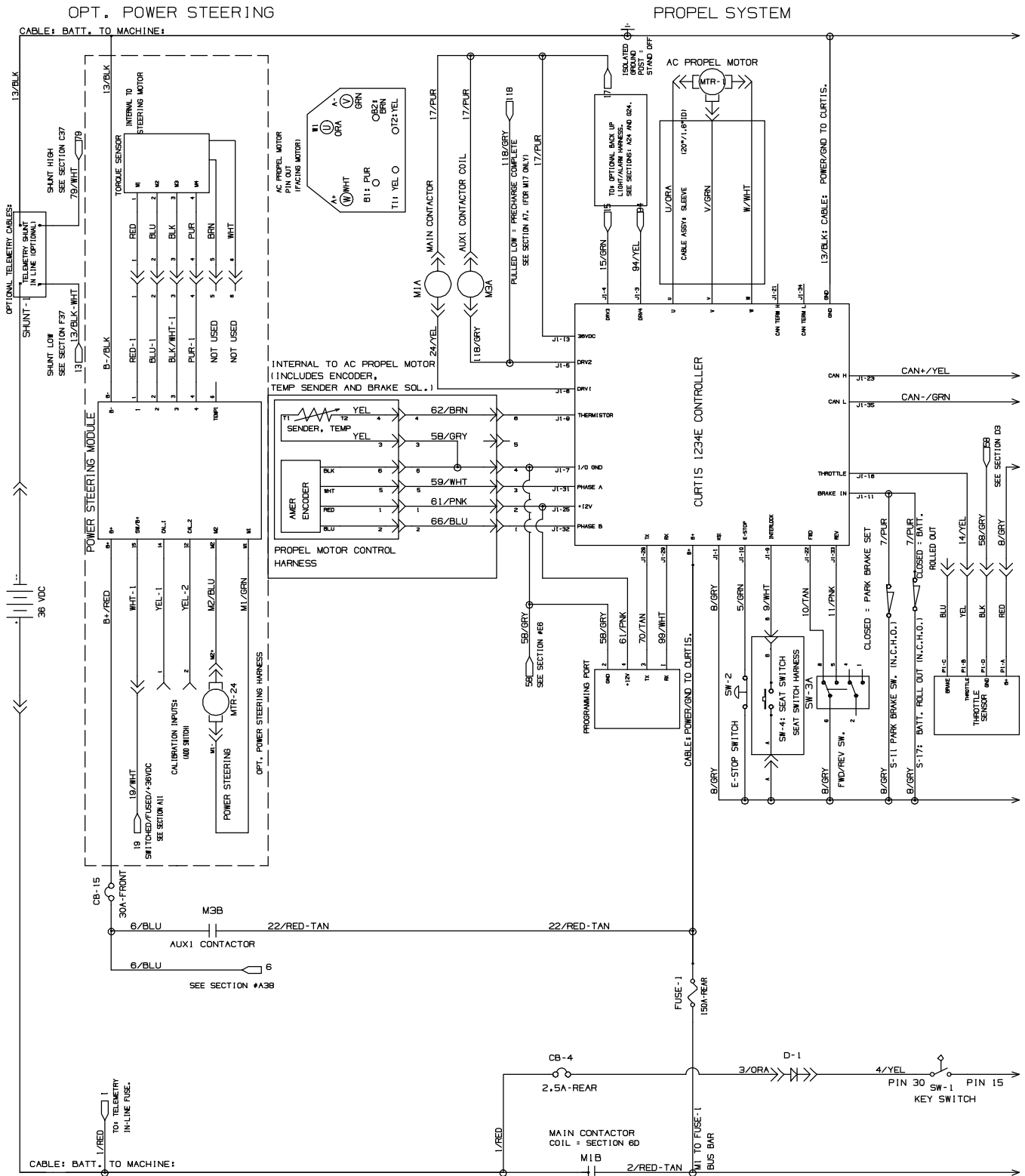


Fig. 34 – Electrical Schematic (013000-013999)

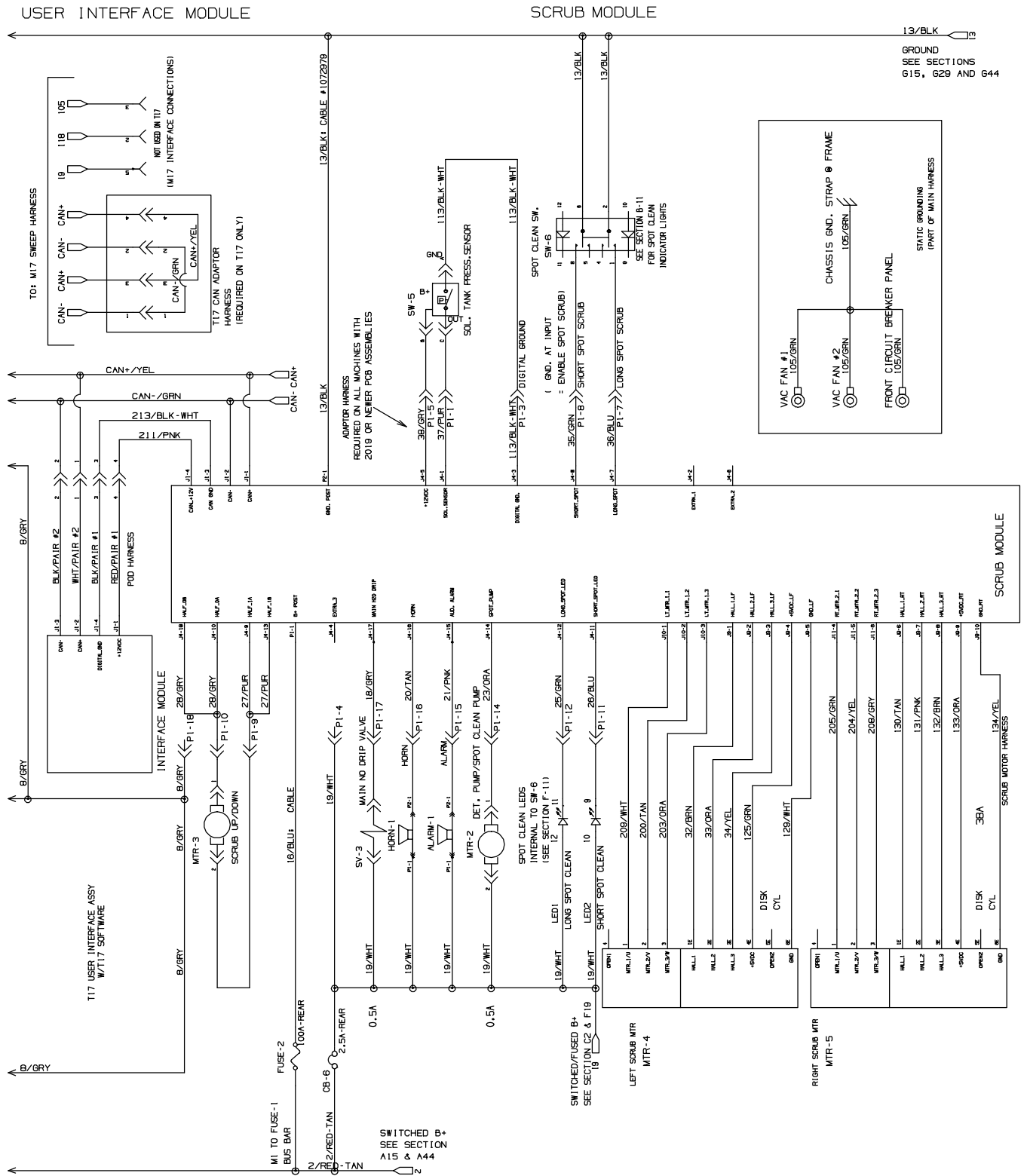


Fig. 34 – Electrical Schematic (013000-013999)

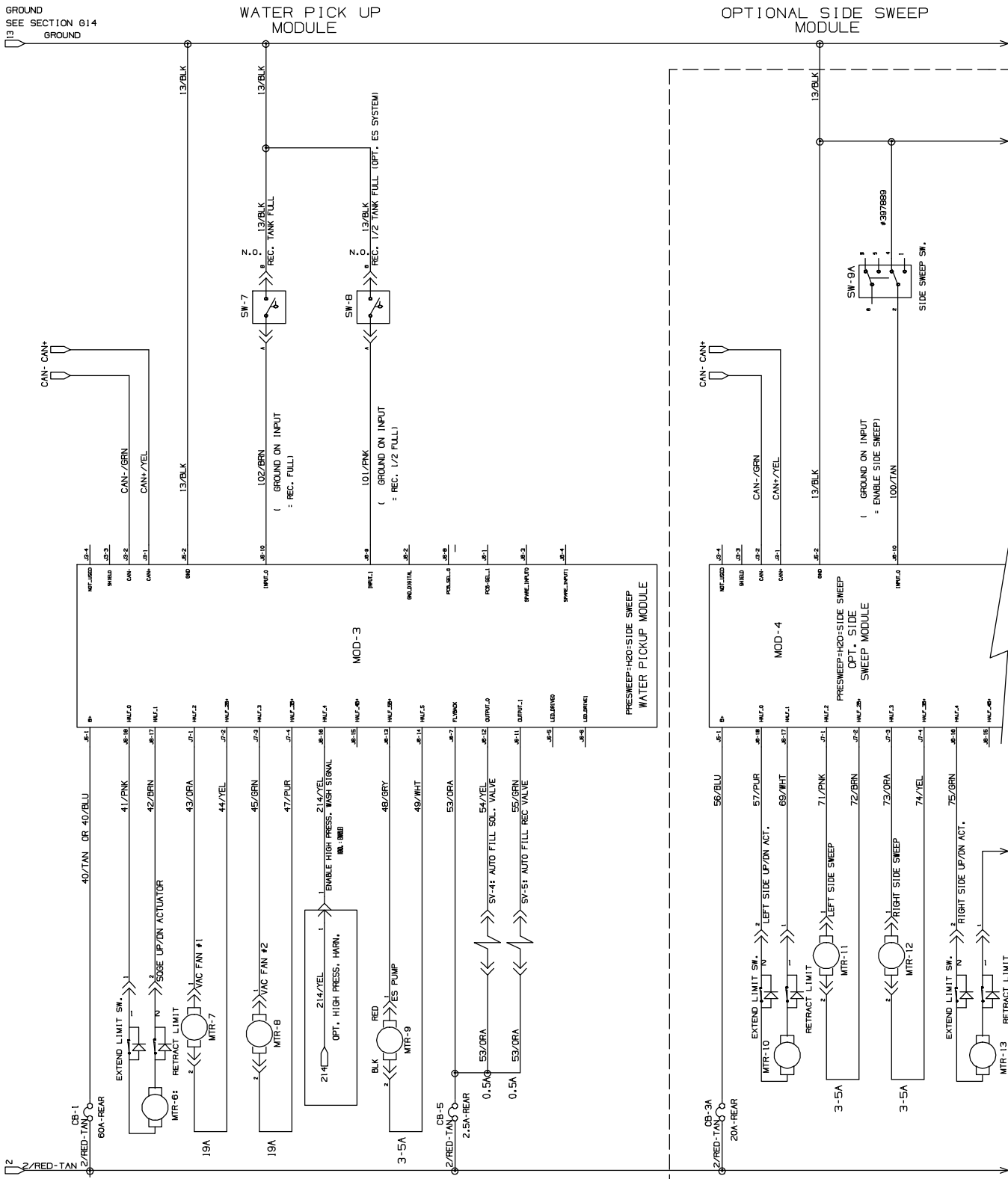


Fig. 34 – Electrical Schematic (013000-013999)

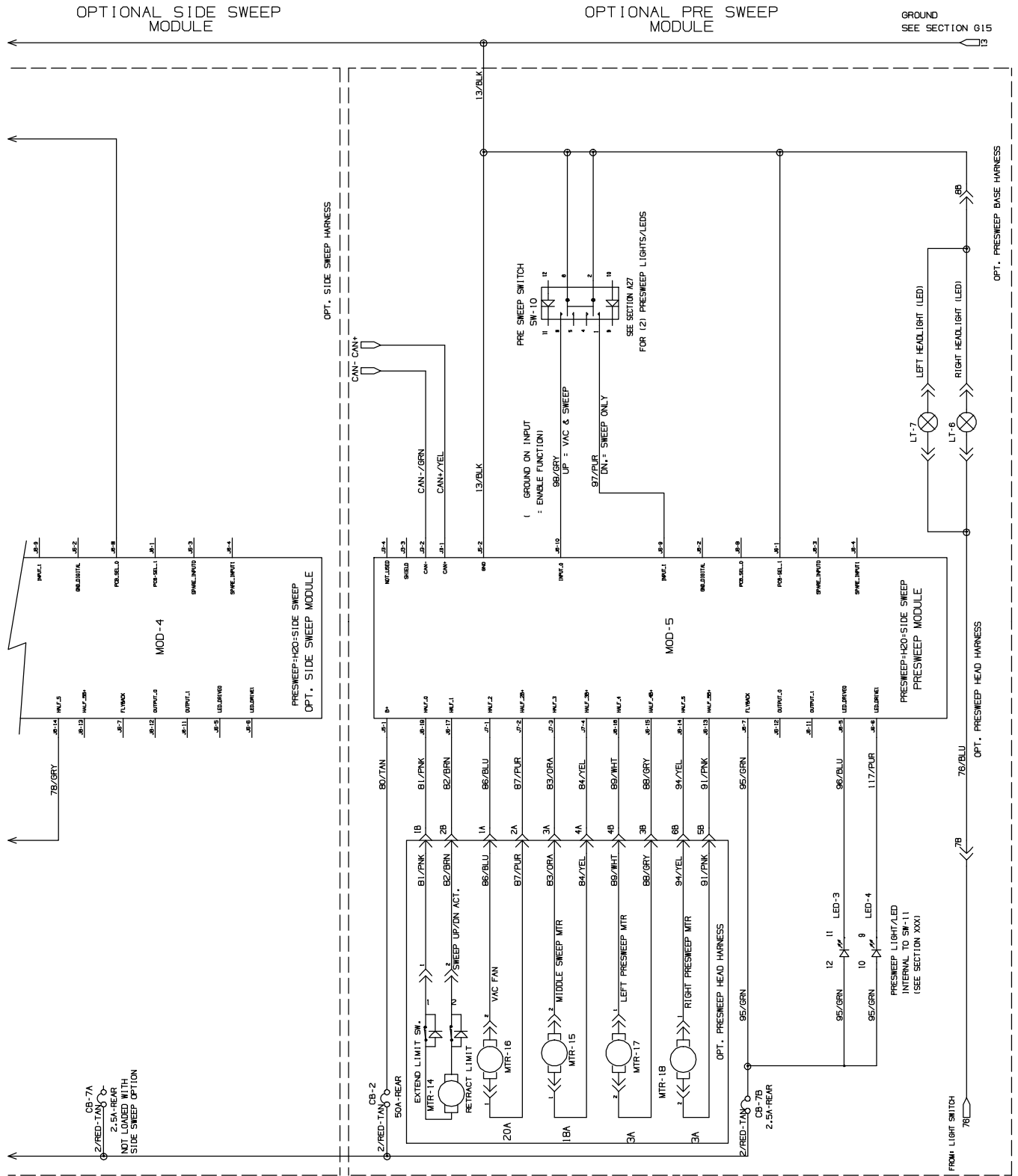


Fig. 34 – Electrical Schematic (013000-013999)

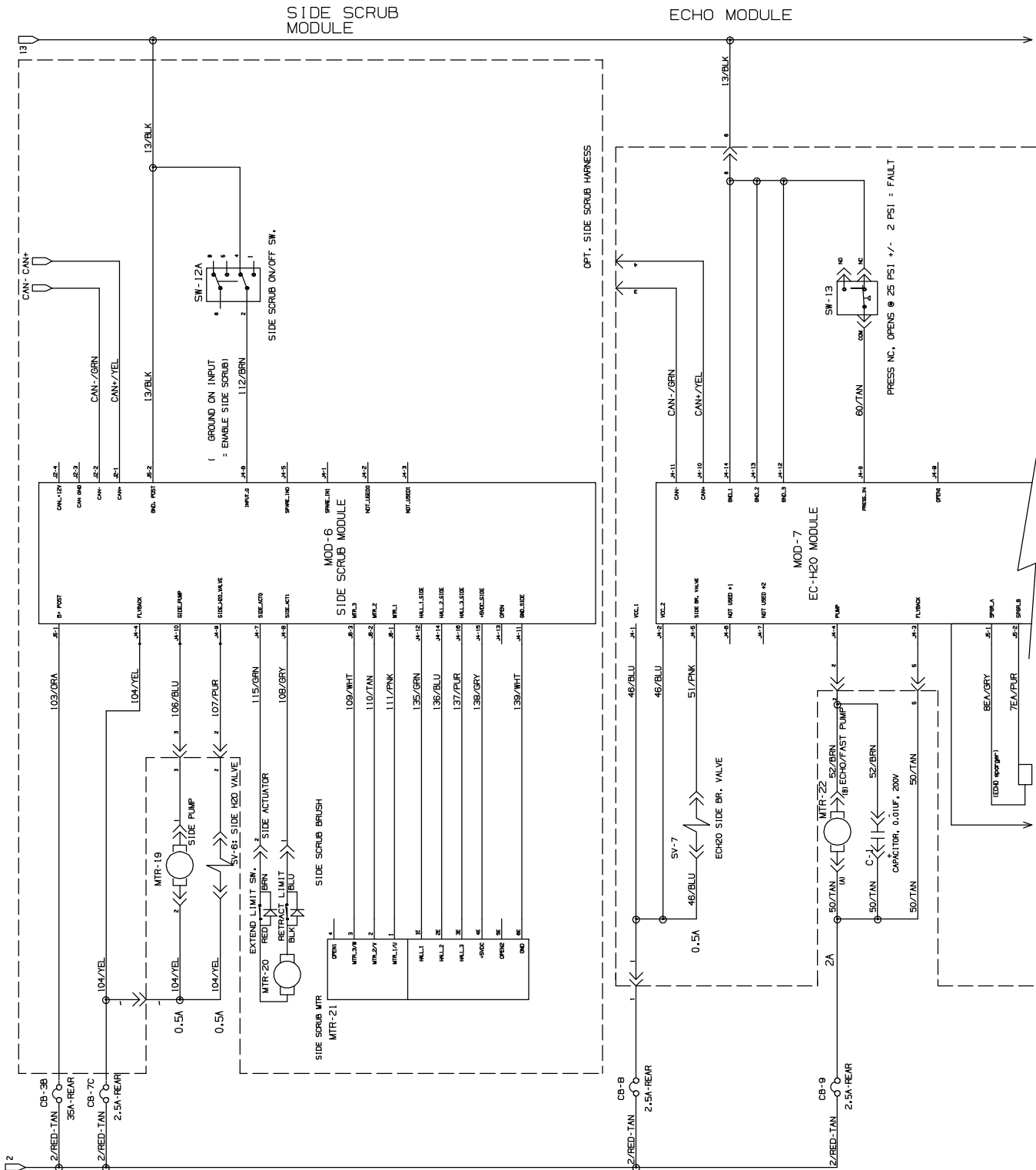


Fig. 34 – Electrical Schematic (013000-013999)

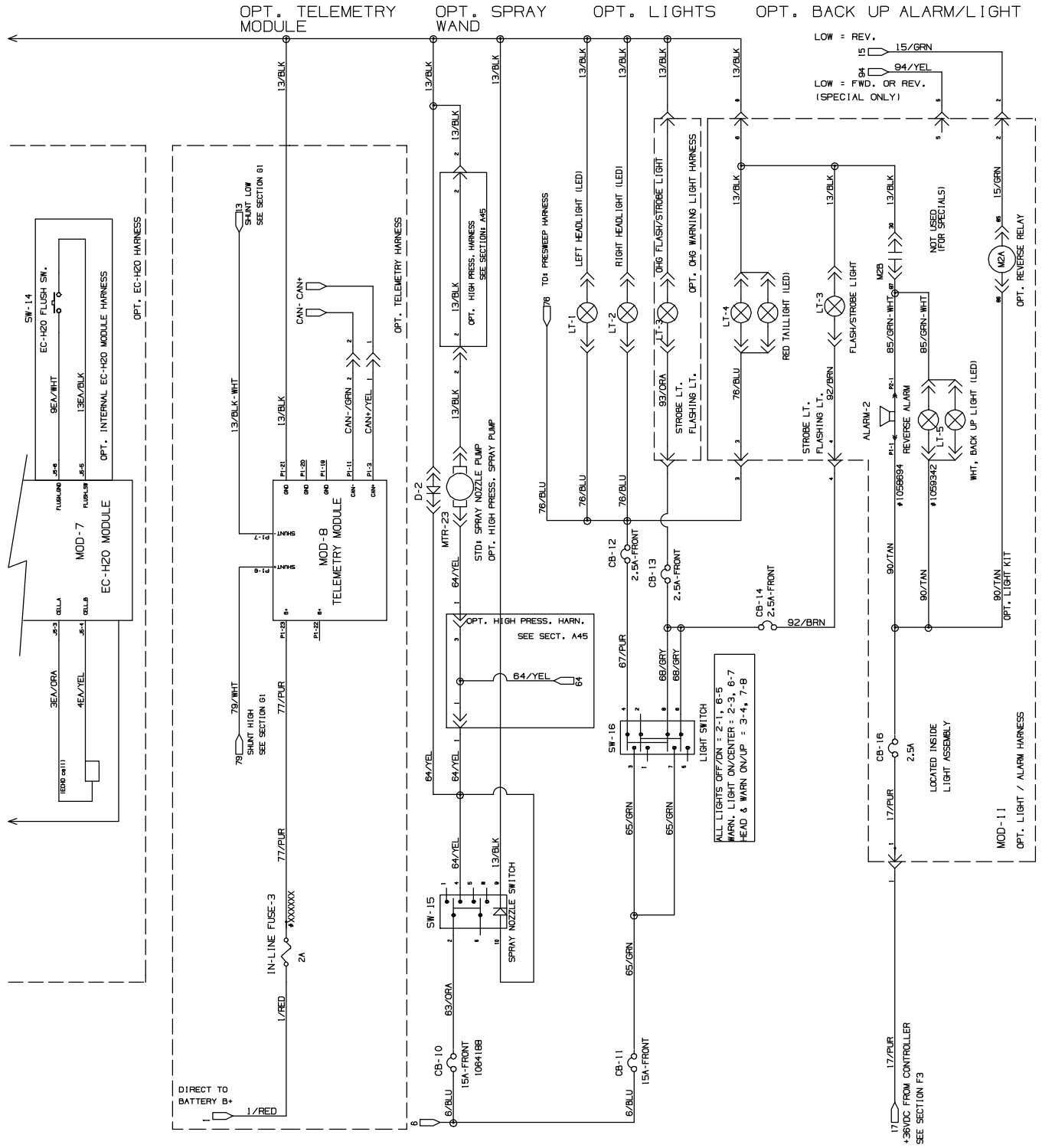


Fig. 34 – Electrical Schematic (013000-013999)

OPT. HIGH PRESS. SPRAY

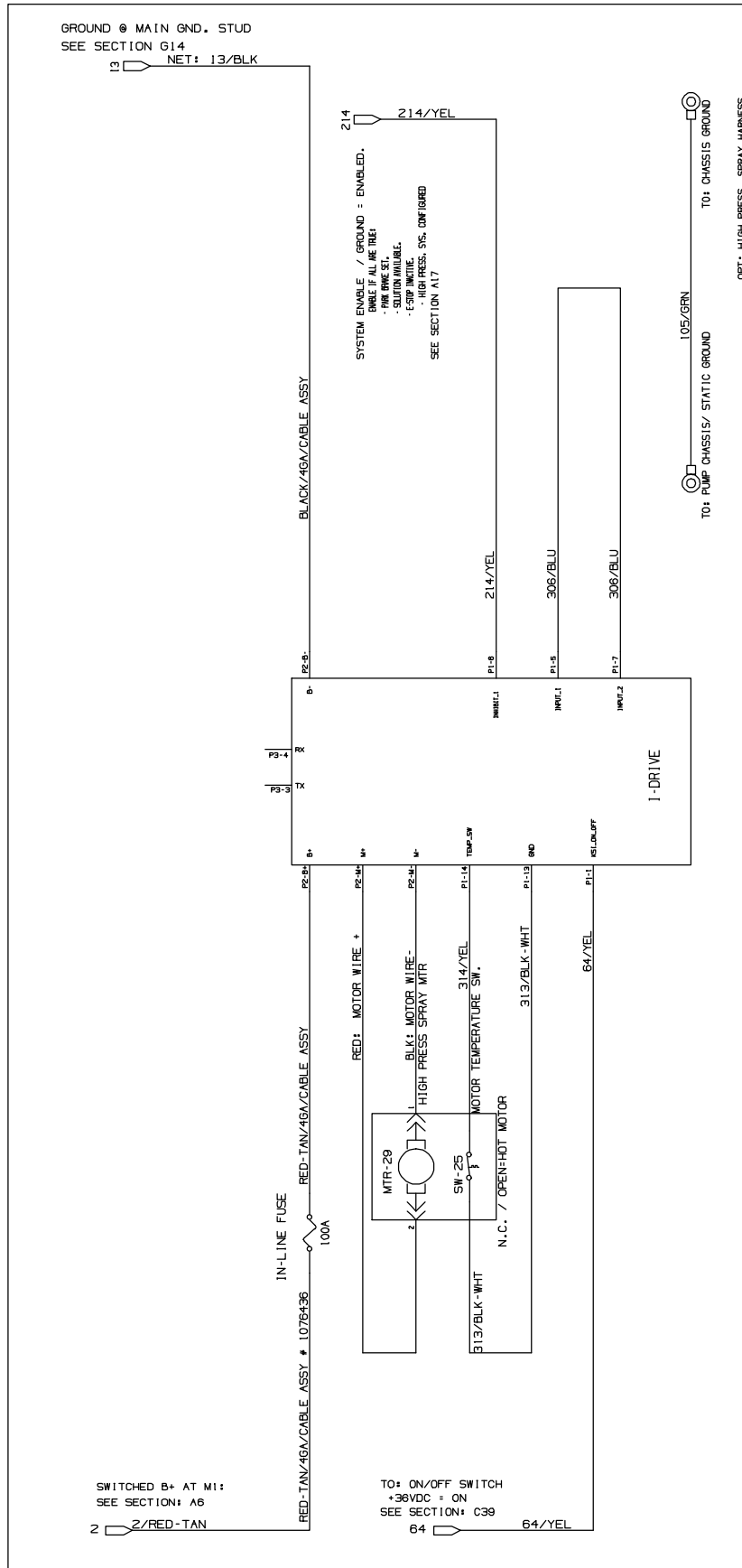


Fig. 35 – Electrical Schematic (014000-)

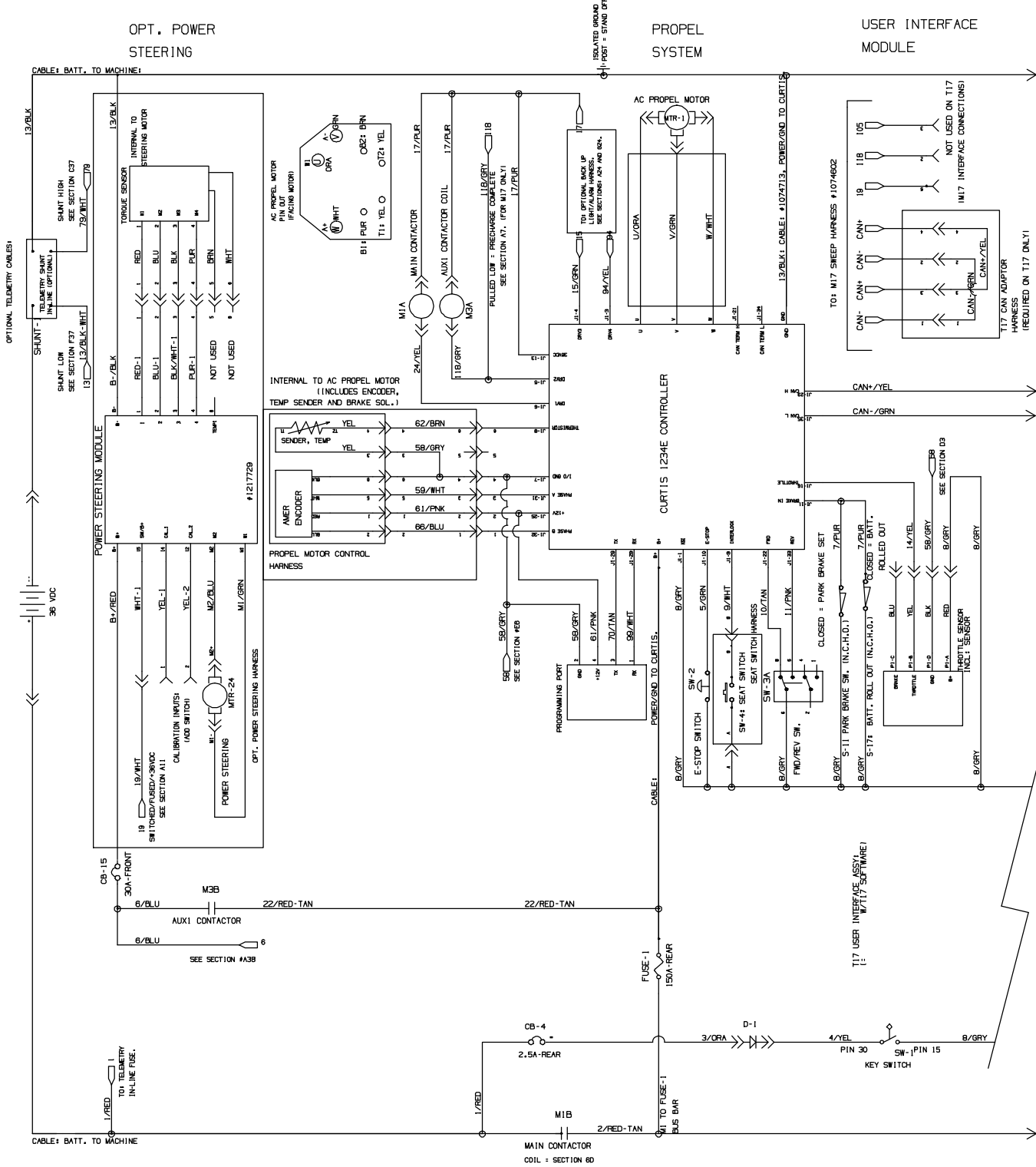
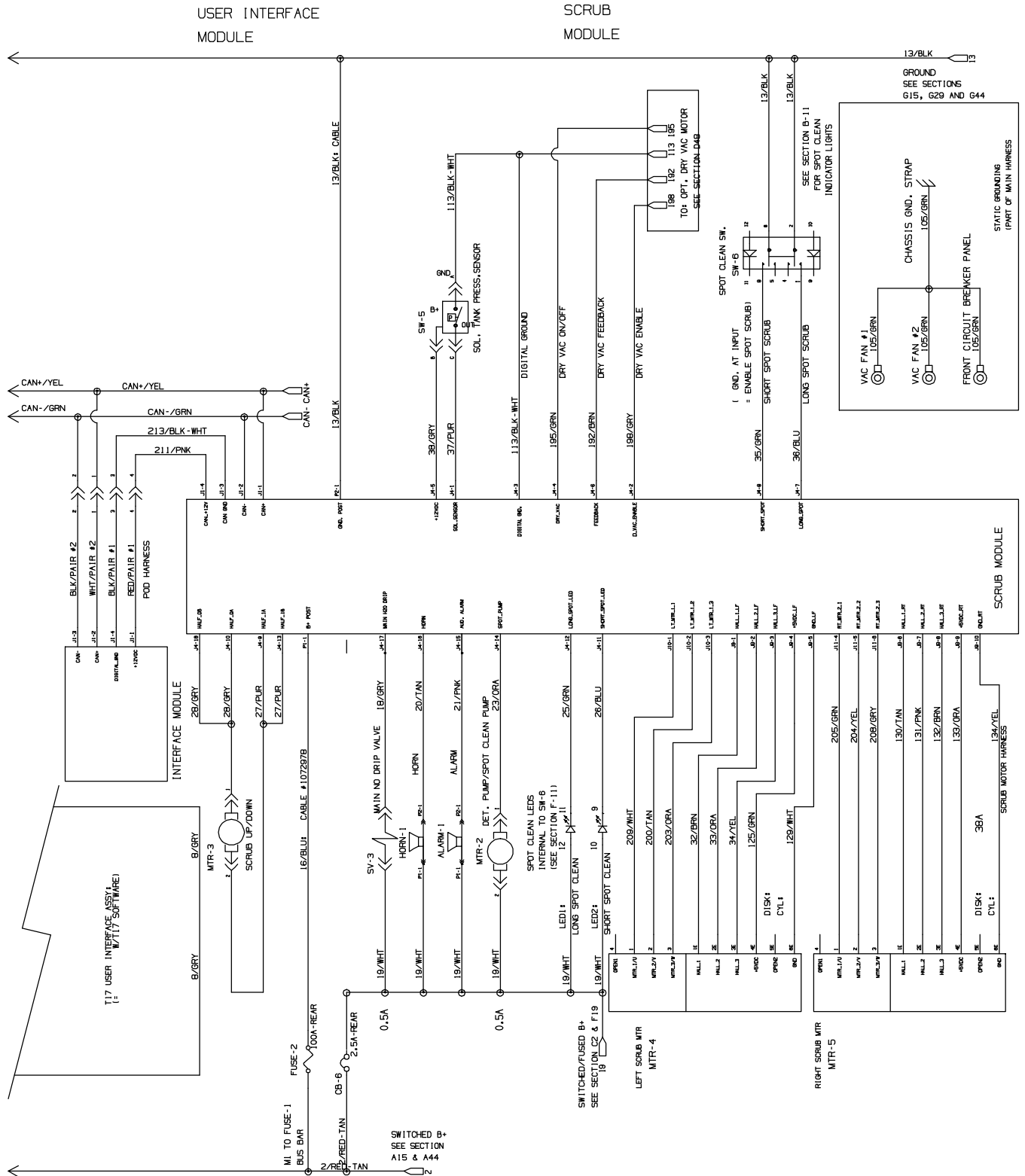
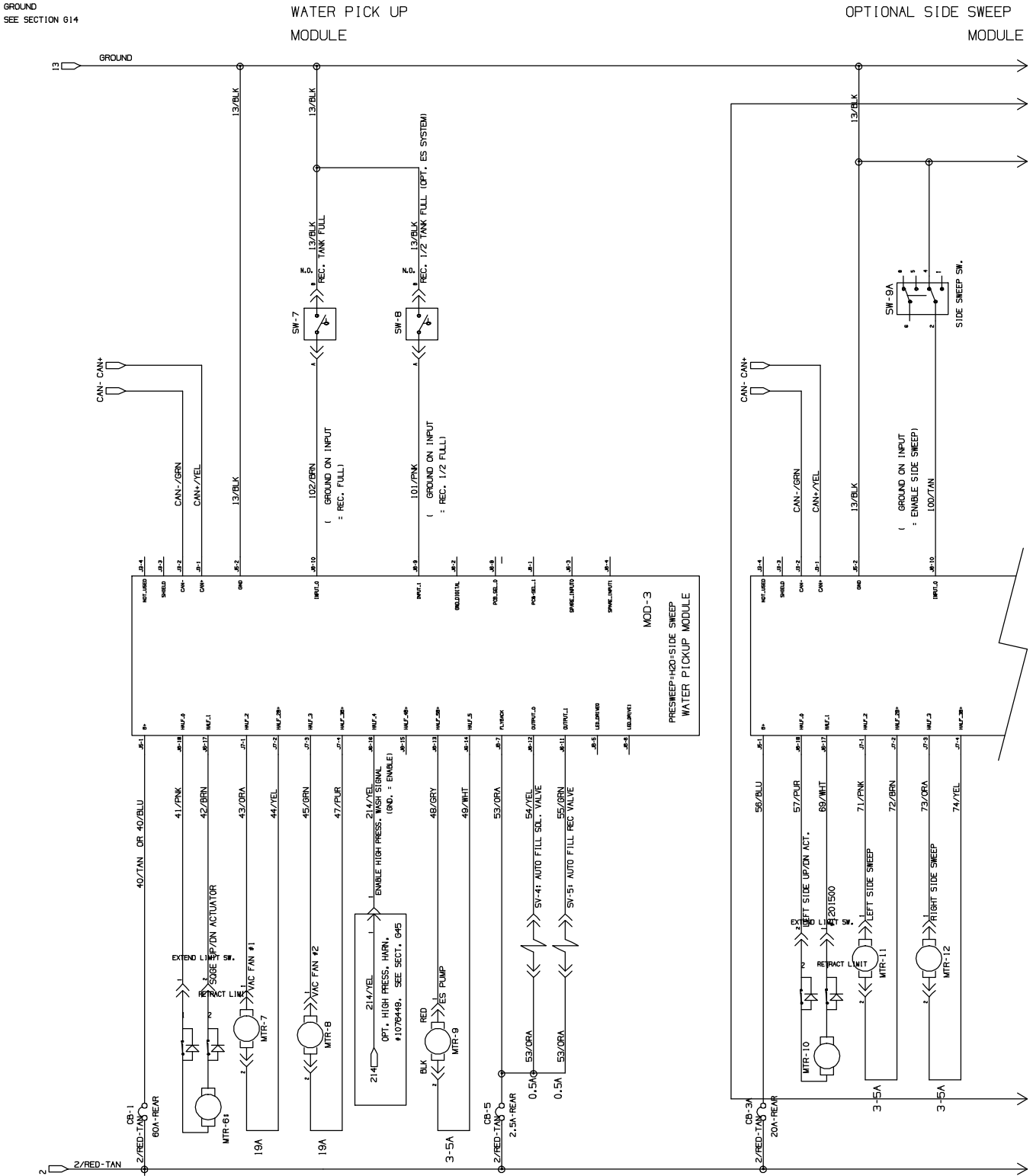


Fig. 35 - Electrical Schematic (014000-)



STANDARD PARTS

Fig. 35 - Electrical Schematic (014000-)



356516 - 1074089

Fig. 35 – Electrical Schematic (014000-)

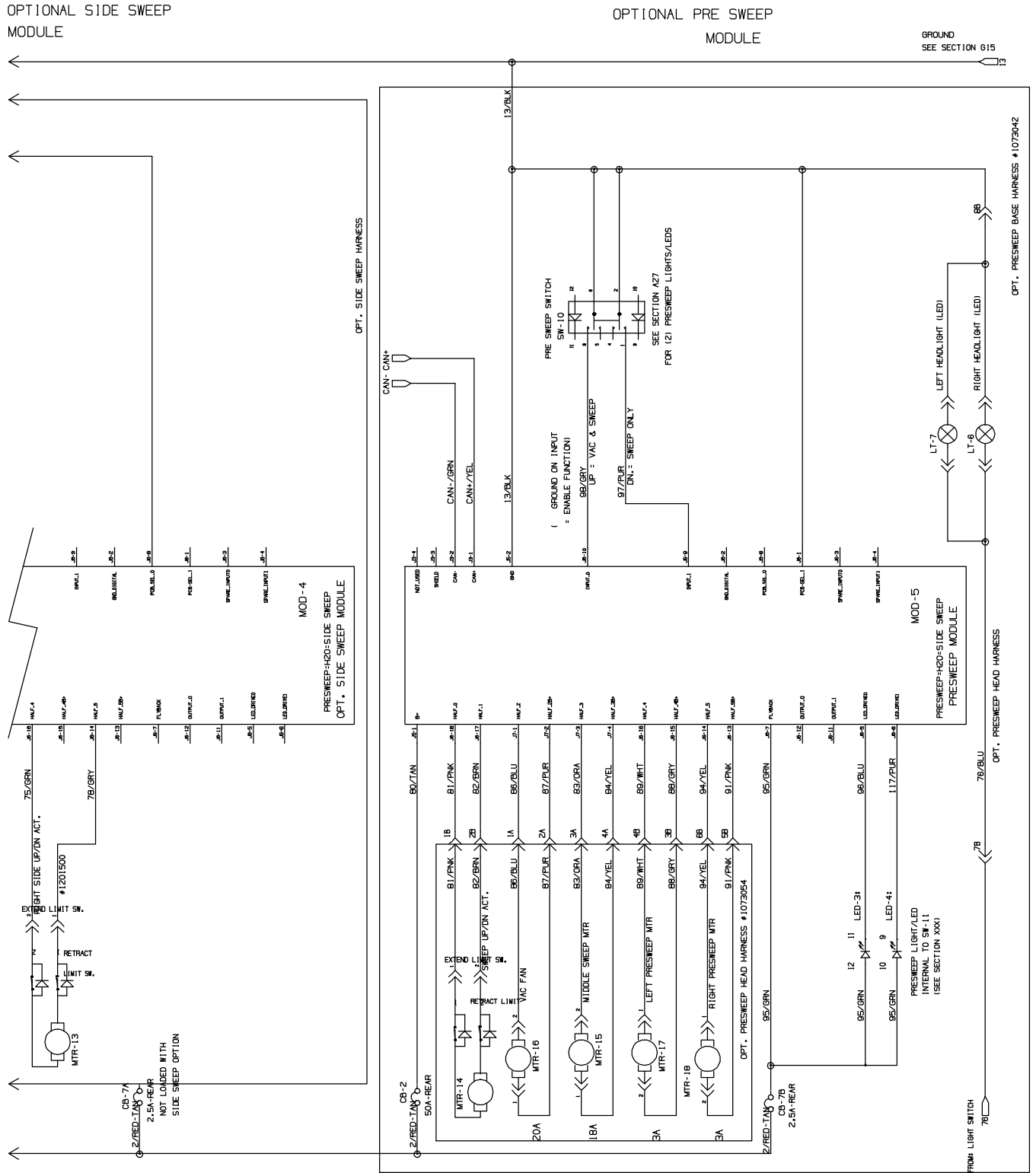


Fig. 35 - Electrical Schematic (014000-)

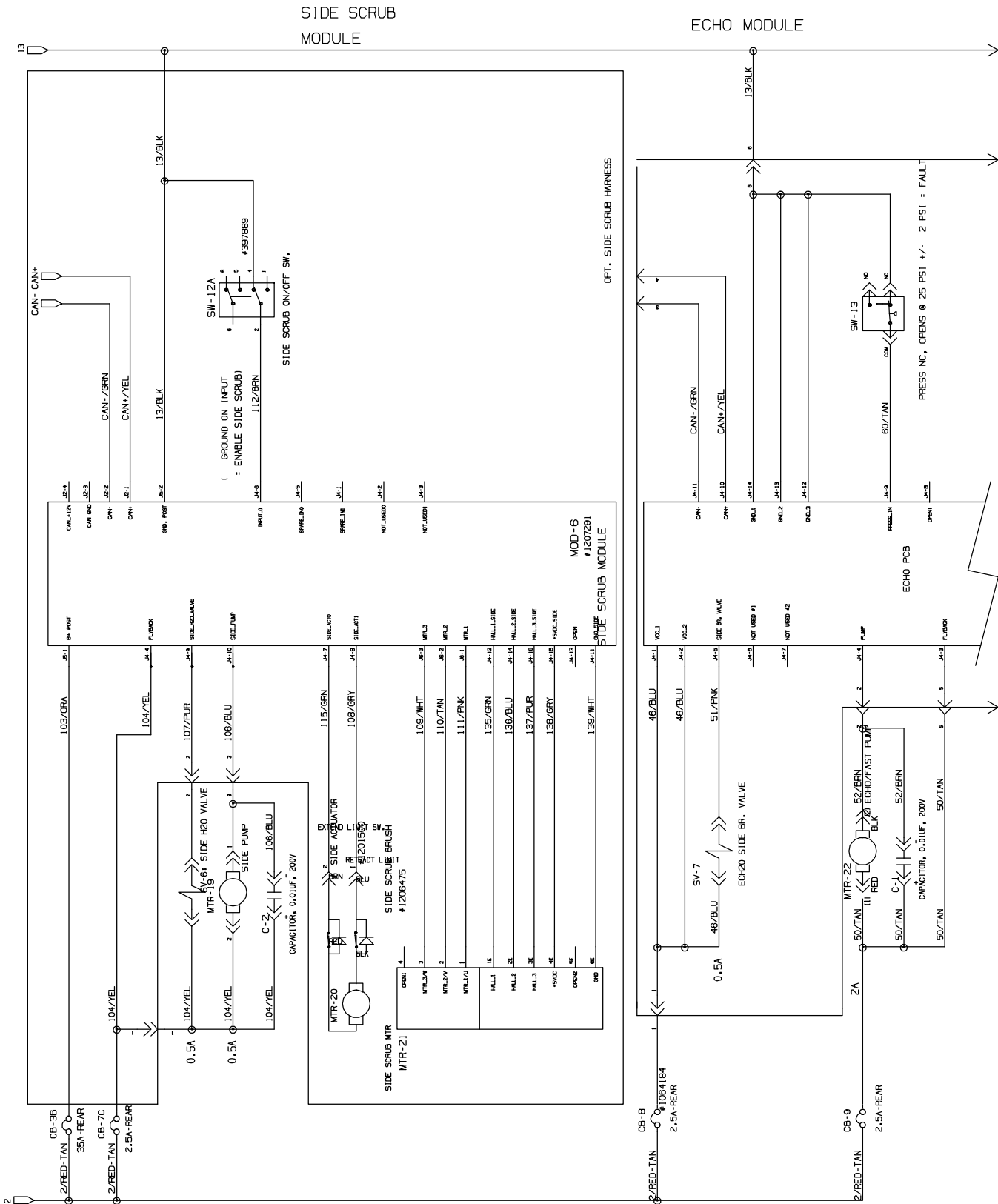


Fig. 35 - Electrical Schematic (014000-)

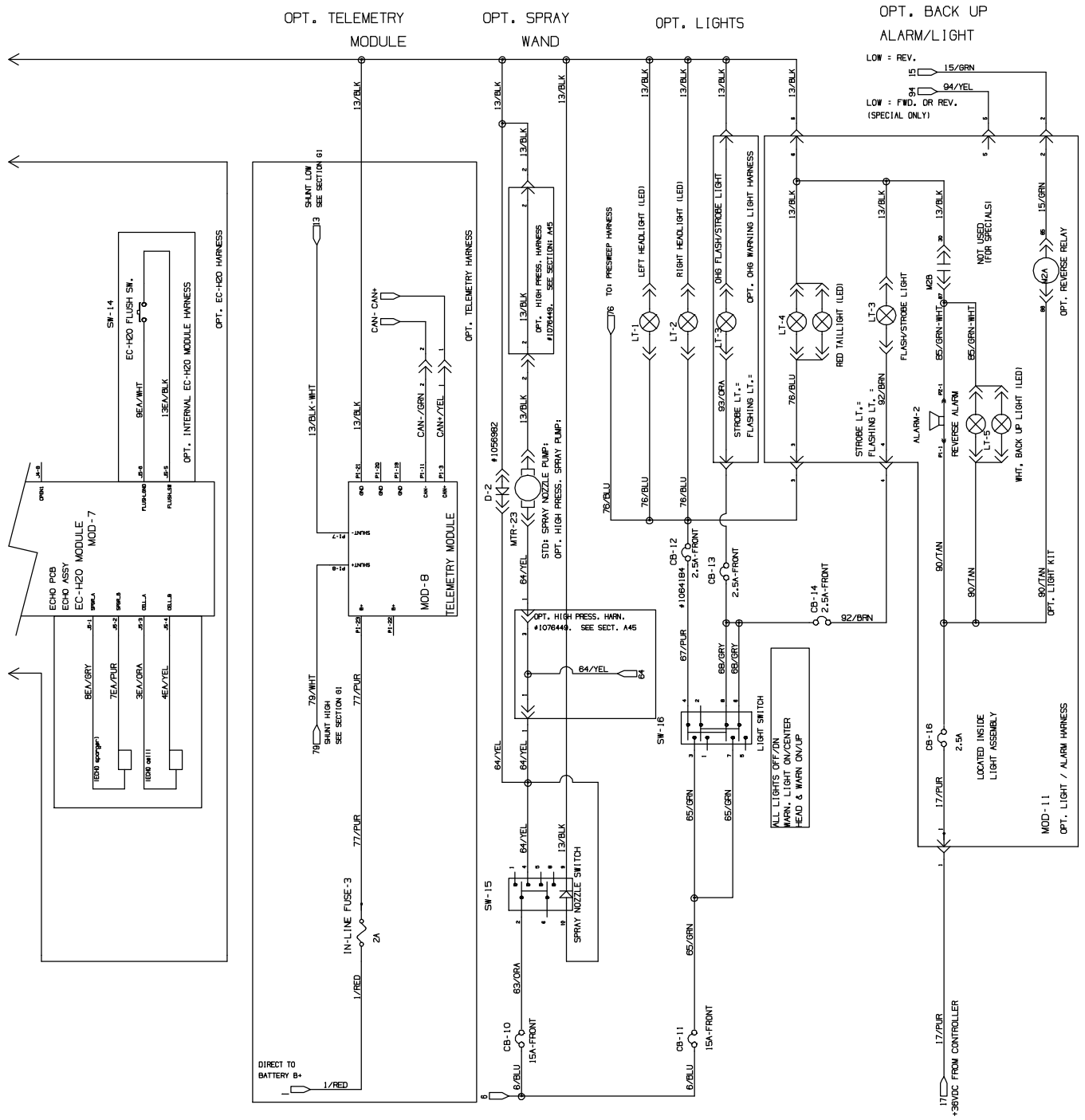


Fig. 35 – Electrical Schematic (014000-)
OPT. HIGH PRESS. SPRAY

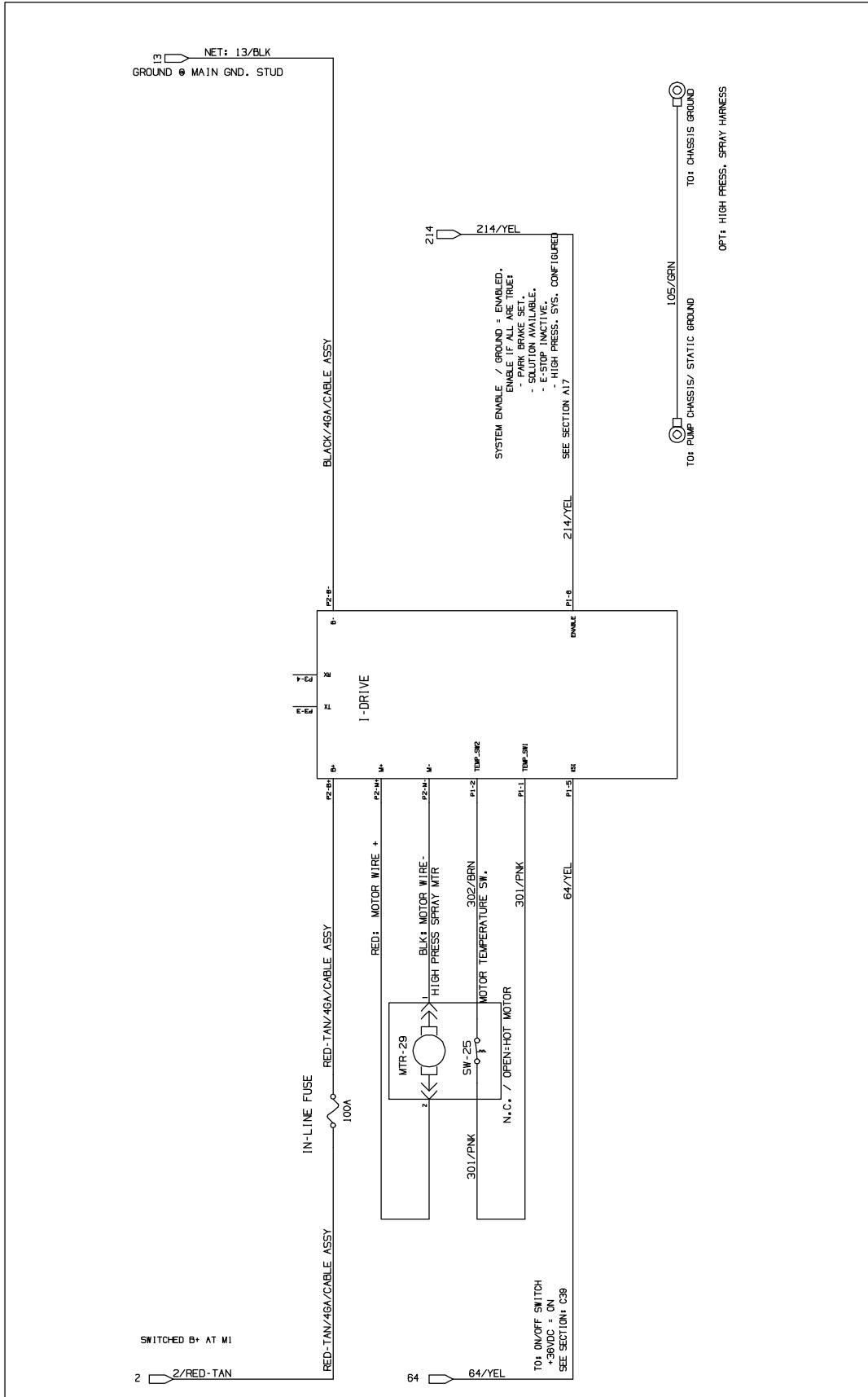


Fig. 35 – Electrical Schematic (014000-)
OPT. DRY VAC SYSTEM

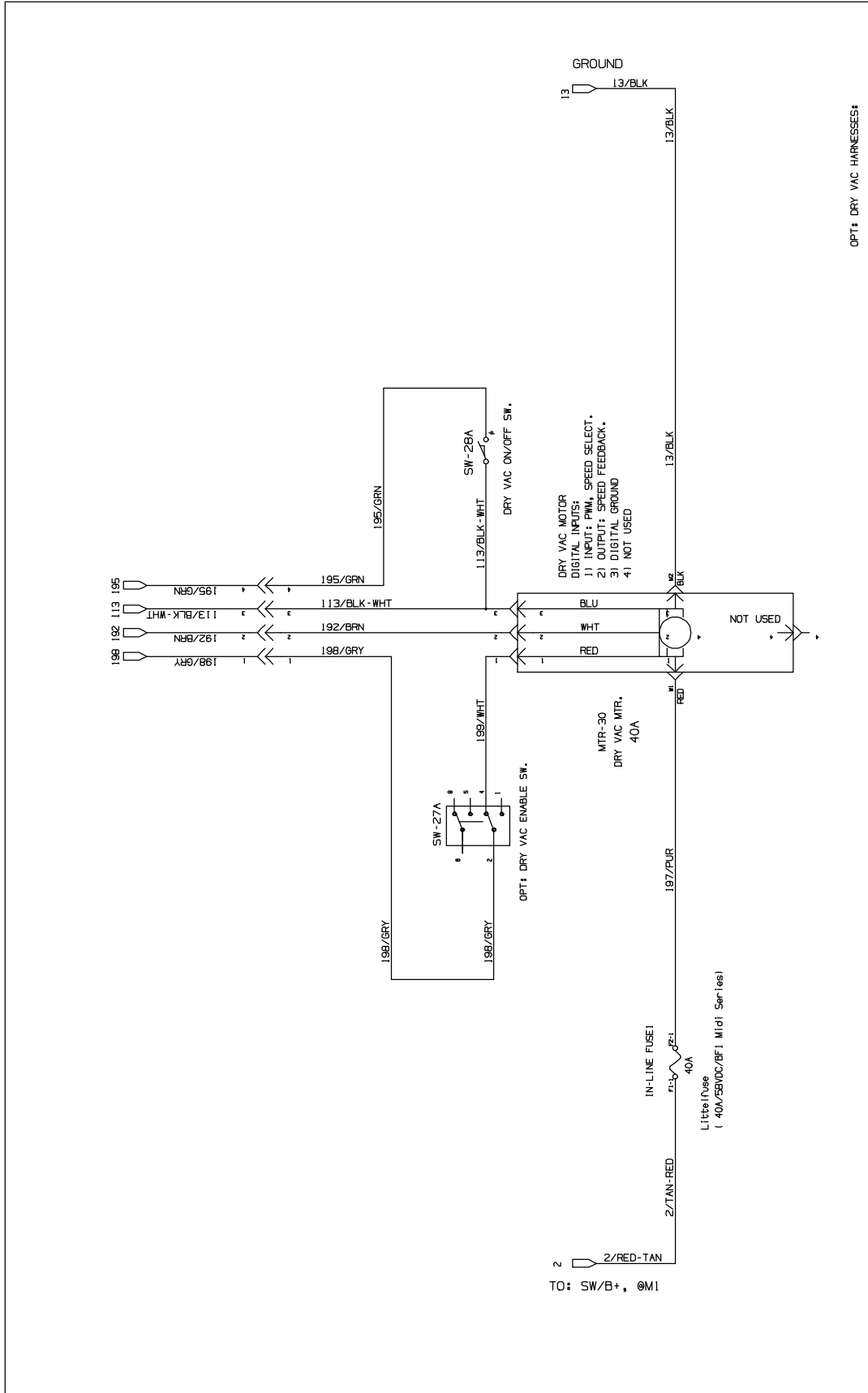


Fig. 35 – Electrical Schematic (014000-)

OPT. LITHIUM BATTERY/
CHARGER SYSTEM

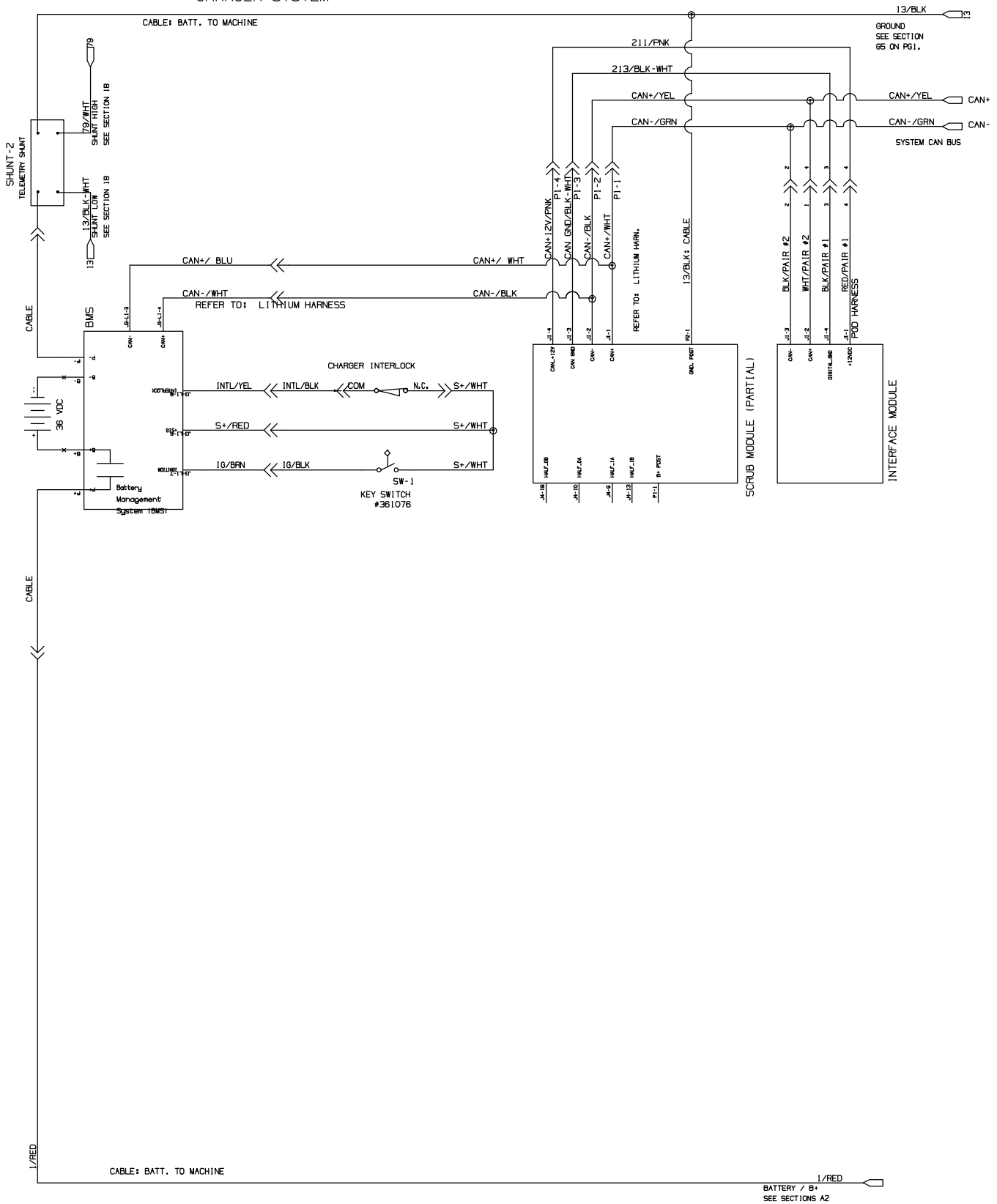


Fig. 36 - Wire Harnesses Group

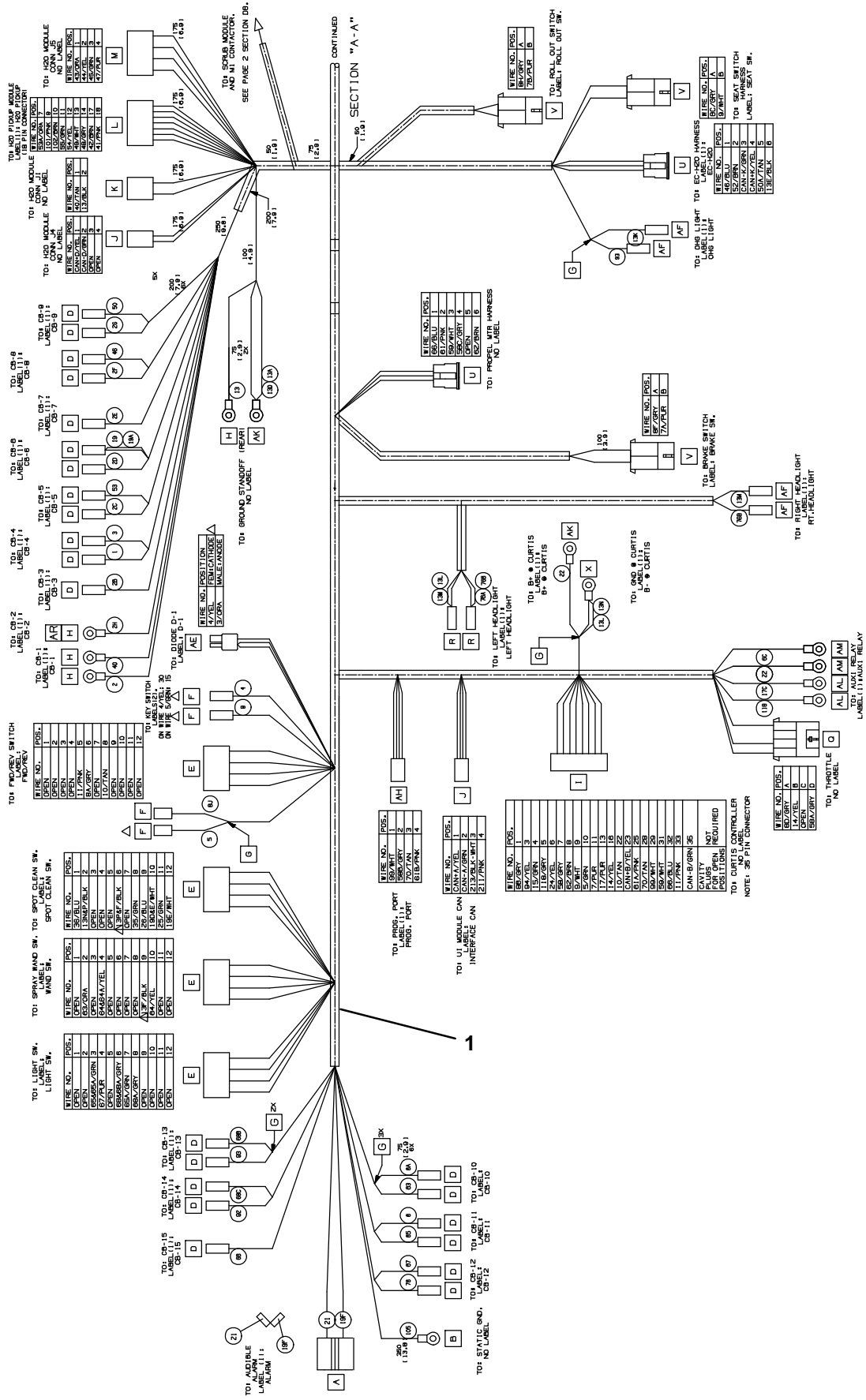


Fig. 36 - Wire Harnesses Group

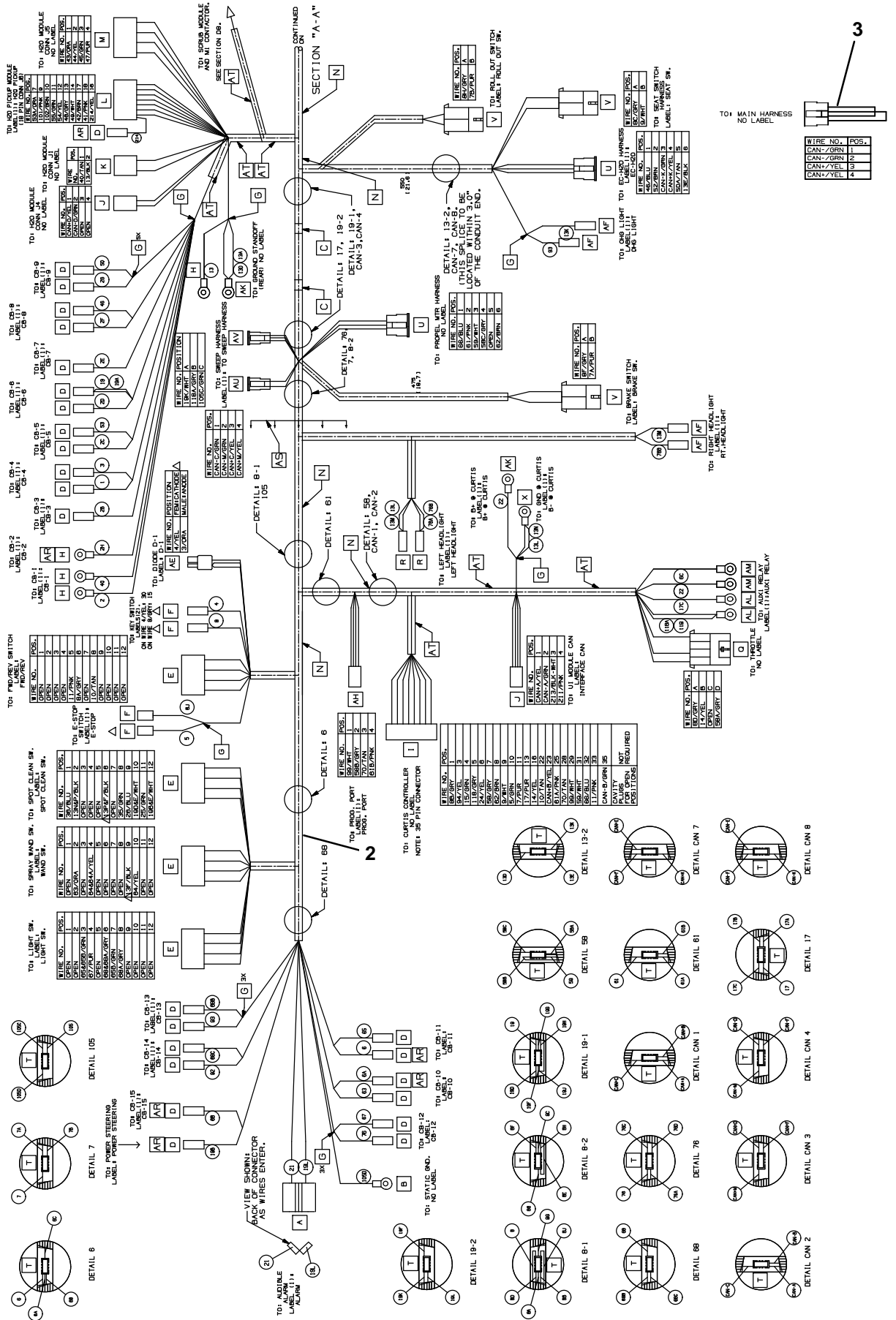


Fig. 36 - Wire Harnesses Group

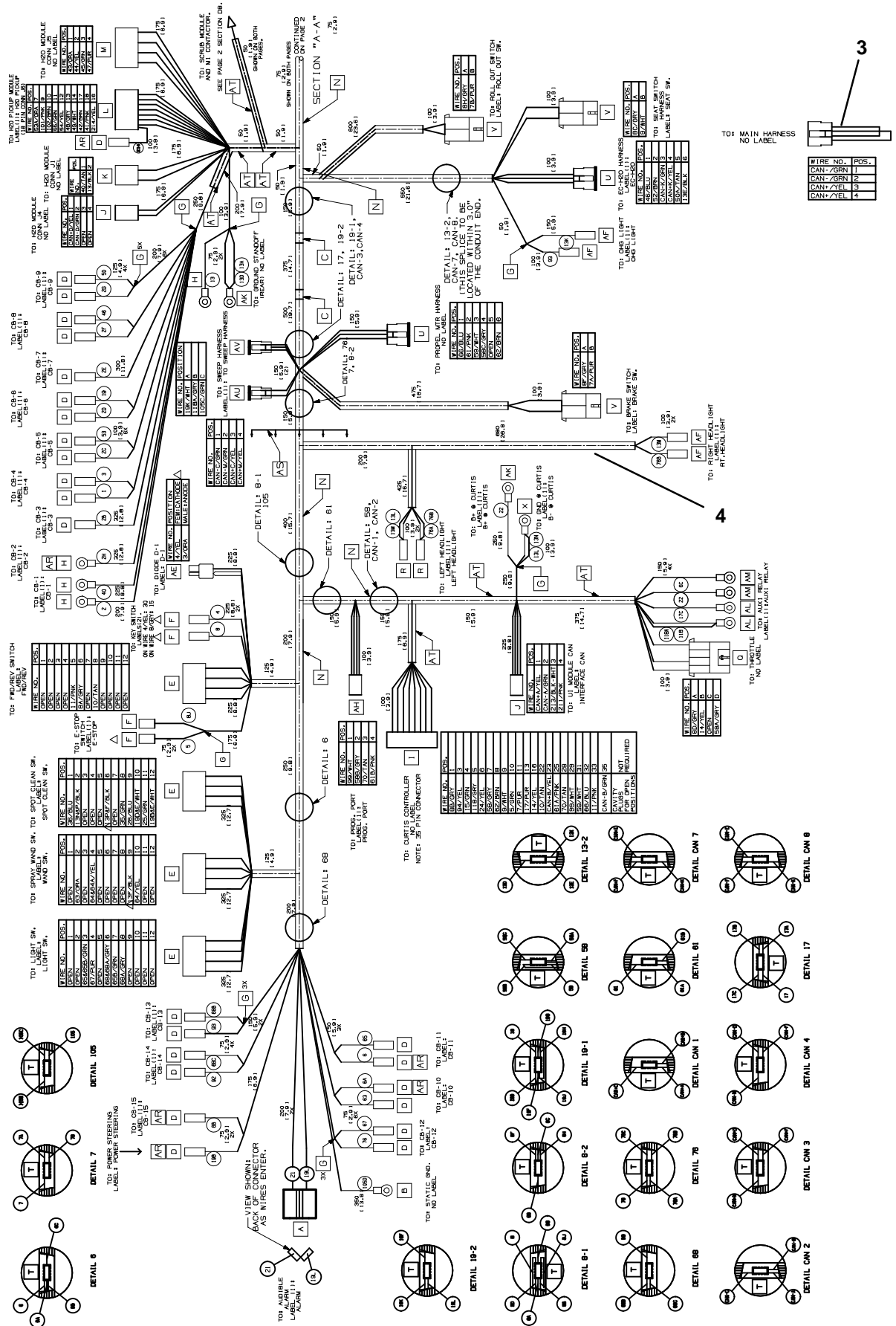


Fig. 36 - Wire Harness Group

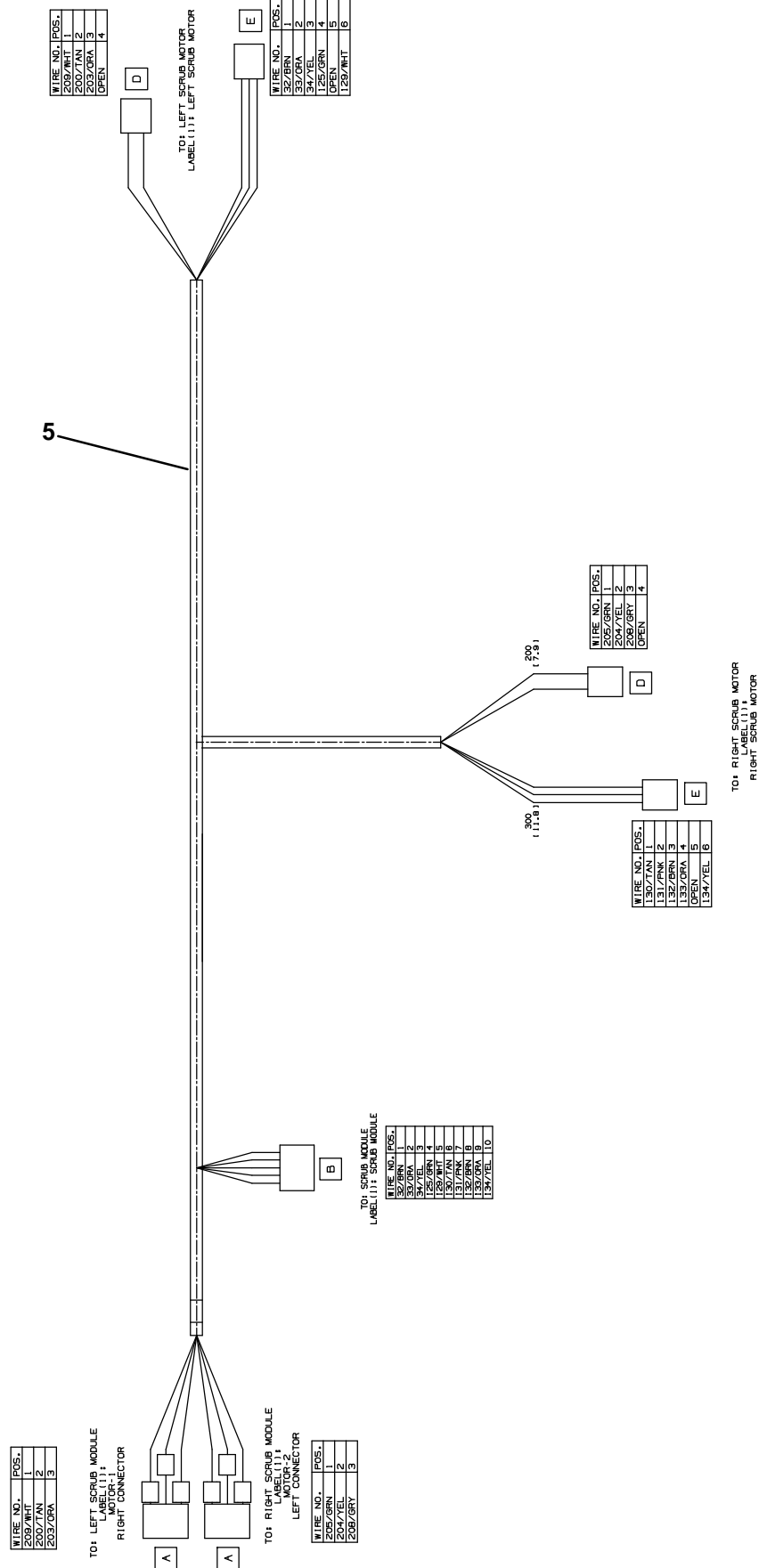
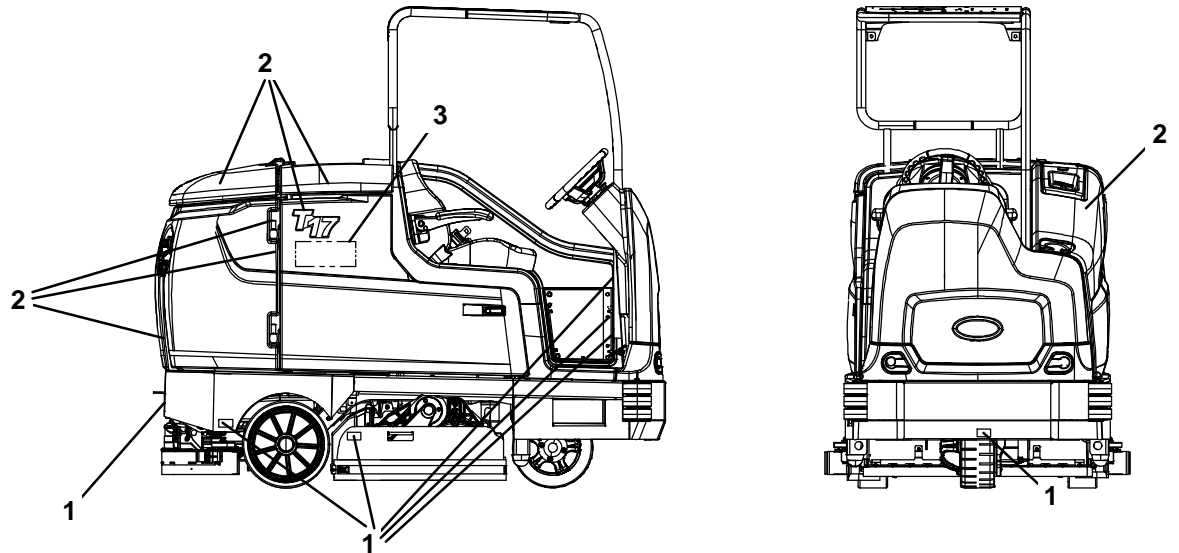


Fig. 36 – Wire Harnesses Group

Ref.	Part No.	Serial Number	Description	Qty.
1	9014994	(000000–010999)	Harness Kit, Main, Afmkt [T17]	1
2	1076435	(011000–013999)	Harness, Ele, Main	1
3	1074604	(011000–)	Harness, Ele [Can Adaptor, T17]	1
4	1076655	(014000–)	Harness, Ele, Main [M17/T17]	1
	1040868	(014000–)	Capacitor, plug [0.1 Uf, 200V] (With Scrubbing side brush)	1
5	1074103	(000000–)	Harness, Ele, Scrub motors [T17, Ferrite]	1

Fig. 37 – Label Group



356511

Ref.	Part No.	Serial Number	Description	Qty.
1	1225465	(000000–)	Label Set, Info/Hzrd Vinyl [T17/M17]	1
1	1213434	(000000–)	Label Set, Info/Hzrd Vinyl TJ [T17] (Japan Only)	1
2	1225464	(000000–)	Label Kit, Info/Hzrd Pyc [T17/M17]	1
2	1213435	(000000–)	Label Kit, Info/Hzrd Polycarbonate TJ [T17] (Japan Only)	1
3	1062813	(000000–)	Label, Logo, 12.3l 4color [Ec–H2o]	2
3	1065343	(000000–)	Label, Logo, 05.75l 2color [Es]	2

SECTION 3

Contents	Page	Contents	Page
Fig. 1 – Headlight Group	3-2	Fig. 39 – Battery Slide Out Group	3-80
Fig. 2 – Strobe Light and Backup Alarm Kit	3-4	Fig. 40 – Battery and Charger Group, 510AH	3-82
Fig. 3 – Strobe Light Kit, Overhead Guard	3-6	Fig. 41 – Battery and Charger Group, 750AH	3-84
Fig. 4 – Overhead Guard Group	3-8	Fig. 42 – Battery and Charger Group, 930AH	3-86
Fig. 5 – Power Steering Group (000000–010999)	3-10	Fig. 43 – Battery and Charger Group, 930AH, Opportunity Charging	3-88
Fig. 6 – Power Steering Group (011000–)	3-12	Fig. 44 – Battery Group Lithium–Ion, 36V, 18.4Kwh	3-90
Fig. 7 – Power Steering Wire Harness Group	3-14	Fig. 45 – Battery Group Lithium–Ion, 36V, 38.8Kwh	3-92
Fig. 8 – Scrubbing Side Brush Lift Group	3-16	Fig. 46 – Battery Charger Group, Lithium–Ion	3-94
Fig. 9 – Scrubbing Side Brush Motor and Squeegee Group	3-18	Fig. 47 – Ramp Climb Counter Weight Group	3-95
Fig. 10 – Scrubbing Side Brush Mount Group	3-20	Fig. 48 – Fuel Cell Group (013000–)	3-96
Fig. 11 – Scrubbing Side Brush Solution Supply Group	3-22	Fig. 49 – Pressure Washer Wand and Cover Group (013000–)	3-98
Fig. 12 – Scrubbing Side Brush Electrical Group	3-24	Fig. 50 – Pressure Washer Solution Supply Group (013000–)	3-100
Fig. 13 – Scrubbing Side Brush Wire Harness Group	3-26	Fig. 51 – Pressure Washer Motor and Pump Group (013000–)	3-102
Fig. 14 – Sweeping Side Brush Drive Motor Group, Right Side	3-28	Fig. 52 – Pressure Washer Electrical Group (013000–)	3-104
Fig. 15 – Sweeping Side Brush Lift Group, Right Side	3-30	Fig. 53 – Pressure Washer Electrical Wire Harness Group (013000–)	3-105
Fig. 16 – Sweeping Side Brush Drive Motor Group, Left Side	3-32	Fig. 54 – Dry Vacuum Wand Group (014000–)	3-106
Fig. 17 – Sweeping Side Brush Lift Group, Left Side	3-34	Fig. 55 – Dry Vacuum Rear Cover and Hinge Group (014000–)	3-108
Fig. 18 – Sweeping Side Brush Electrical Group	3-36	Fig. 56 – Dry Vacuum Fan and Housing Group (014000–)	3-110
Fig. 19 – Sweeping Side Brush Wire Harness Group	3-38	Fig. 57 – Dry Vacuum Debris Tray and Filter Group (014000–)	3-112
Fig. 20 – Pre–Sweep Hopper Cover Group	3-40	Fig. 58 – Dry Vacuum Nozzle Holder Group (014000–)	3-114
Fig. 21 – Pre–Sweep Hopper and Vacuum Fan Group	3-42	Fig. 59 – Dry Vacuum Wire Harness Group (014000–)	3-116
Fig. 22 – Pre–Sweep Brush Drive Group	3-44	Fig. 60 – Transport Group	3-118
Fig. 23 – Pre–Sweep Brush Idler Group	3-46	Fig. 61 – Fire Extinguisher Kit	3-119
Fig. 24 – Pre–Sweep Side Brush Group	3-48	Fig. 62 – Battery Quick Disconnect Group (013000–)	3-120
Fig. 25 – Pre–Sweep Electrical Group	3-50	Fig. 63 – Extended Operation Station Group (013000–)	3-122
Fig. 26 – Pre–Sweep Wire Harnesses Group	3-52	Fig. 64 – Documentation Group	3-123
Fig. 27 – Auto Fill Group	3-56		
Fig. 28 – ES Auto Fill Group	3-58		
Fig. 29 – ES Pump Group	3-60		
Fig. 30 – ES / Severe Environment / Detergent Metering Group	3-62		
Fig. 31 – ec–H2O Solution Pump Group	3-64		
Fig. 32 – ec–H2O solution Supply Group, Side Brush	3-66		
Fig. 33 – ec–H2O Wire Harness Group	3-68		
Fig. 34 – Spray Nozzle Group	3-70		
Fig. 35 – Vacuum Wand Kit	3-72		
Fig. 36 – Squeegee Guard Group	3-74		
Fig. 37 – Positive Solution Control Drain Group	3-76		
Fig. 38 – Telemetry Group	3-78		

Fig. 1 - Headlight Group

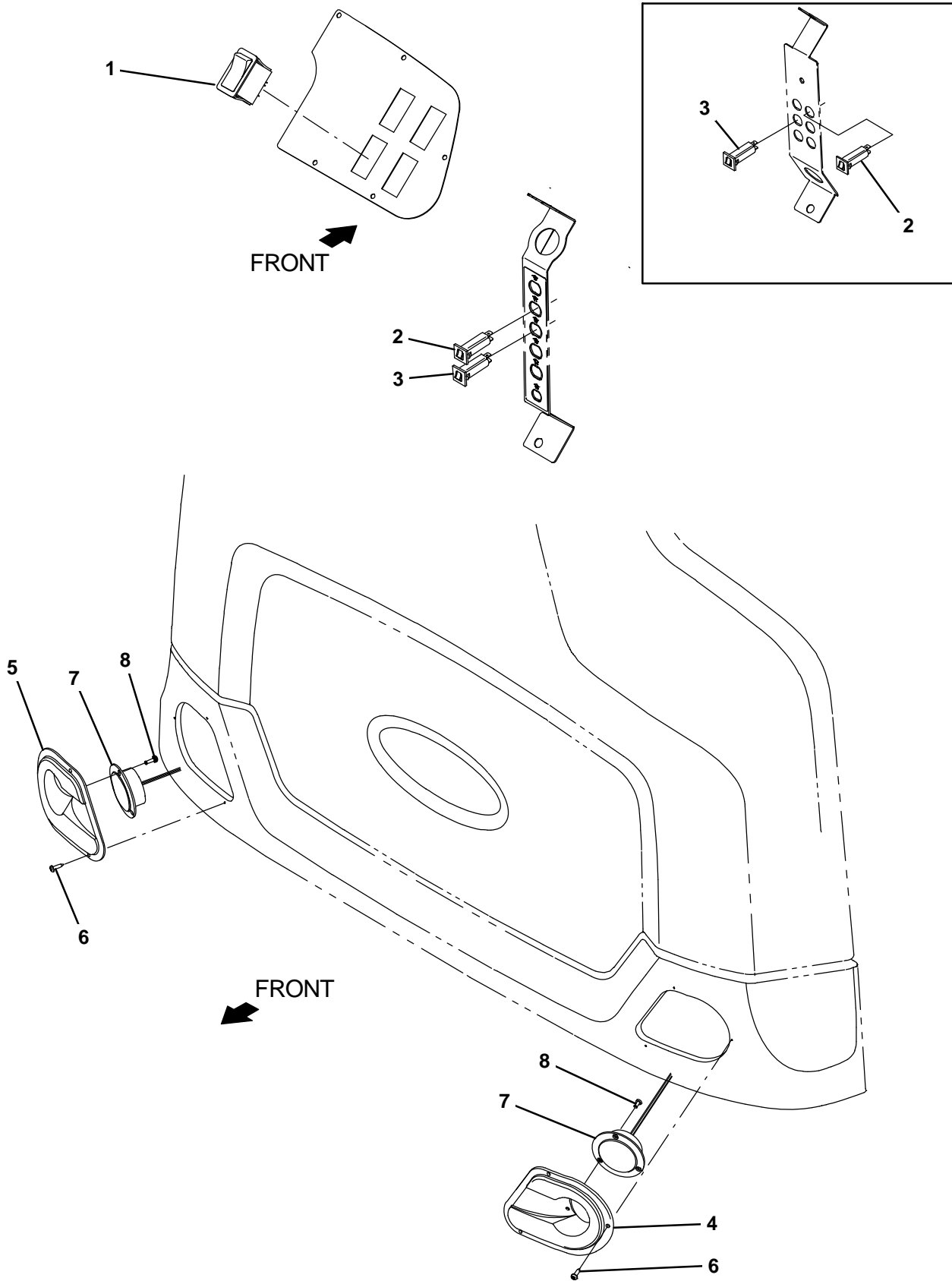


Fig. 1 - Headlight Group

Ref.	Part No.	Serial Number	Description	Qty.
1	377084	(000000-) Switch, Rocker, Prgrsv	1
2	1064188	(000000-) Circuitbreaker, 15.0a, Resetable	1
3	1064184	(000000-) Circuitbreaker, 02.5a, Resetable	1
4	1202870	(000000-) Bezel, Headlight, Lh [W/Inserts]	1
5	1202892	(000000-) Bezel, Headlight, Rh [W/Inserts]	1
6	140825	(000000-) Screw, Pan, Phl, 06 X 0.50, Fmg/Ab, Blk	6
7	9008182	(000000-) Light Assy, Pre-Sweep, Afmkt	2
8	06920	(000000-) Screw, Pan, Phl, M3 X 0.50 X 10, 4.8	6

Fig. 2 – Strobe Light and Backup Alarm Kit

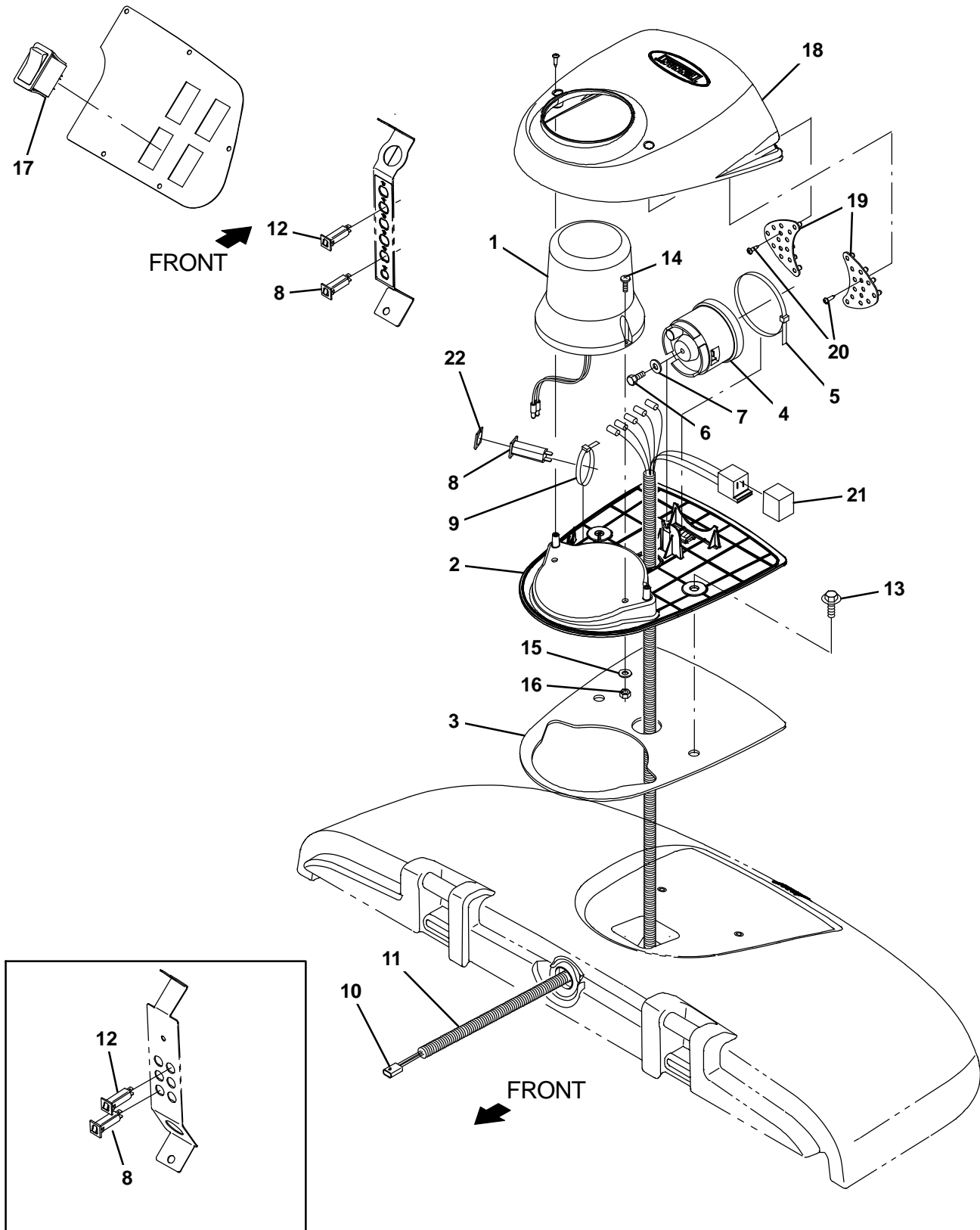


Fig. 2 – Strobe Light and Backup Alarm Kit

Ref.	Part No.	Serial Number	Description	Qty.
▽	9020109	(000000–) Light Kit, Strobe, Module CI [T17]	1
▲	1 1075296	(000000–) Light, Flsh, 12Vdc, Amb, Rwk	1
▲	2 1059938	(000000–) Base, Module, Light	1
▲	3 1063263	(000000–) Gasket, Base, Module	1
▲	4 1058694	(000000–) Alarm, Backup, 12–48vdc, Adj	1
▲	5 49263	(000000–) Tie, Cable, Nyl, 11.4l .19w 3.0 Max D	1
▲	6 19315	(000000–) Screw, Hex, .25–20 X 0.50, G5	1
▲	7 32483	(000000–) Washer, Flat, 0.25, Sae	1
▲	8 1064184	(000000–) Circuitbreaker, 02.5a, Resetable	2
▲	9 49266	(000000–) Tie, Cable, Nyl, 07.3l .19w 1.8 Max D	1
▲	10 1056979	(000000–) Harness, Wire, Alarm / Light [T16]	1
▲	11 48258	(000000–) Sleeve, Vyl, Flex, .23ld	1
▲	12 1064188	(000000–) Circuitbreaker, 15.0a, Resetable	1
▲	13 1020341	(000000–) Screw, Hex, M8 X 1.25 X 20, Ss, Sems	2
▲	14 06933	(000000–) Screw, Pan, Phl, M5 X 0.80 X 16, 4.8	2
▲	15 19066	(000000–) Washer, Flat, 0.25b 0.56d .05, Pl, 10	2
▲	16 06549	(000000–) Nut, Hex, Lock, M5 X 0.80, NI	2
▲	17 377084	(000000–) Switch, Rocker, Prgrsv	1
▲	18 1062106	(000000–) Cover, Module, Light	1
▲	19 1059342	(000000–) Light Assy, Led	1
▲	20 222267	(000000–) Screw, Pan, Phl, 06–20 X 0.50, Fmg/Ab	6
▲	21 398526	(000000–) Relay, 36Vdc, 005A, Spdt No [Greenwich]	1
▲	22 1064191	(000000–) Boot, Circuitbreaker	1

Fig. 3 – Strobe Light Kit, Overhead Guard

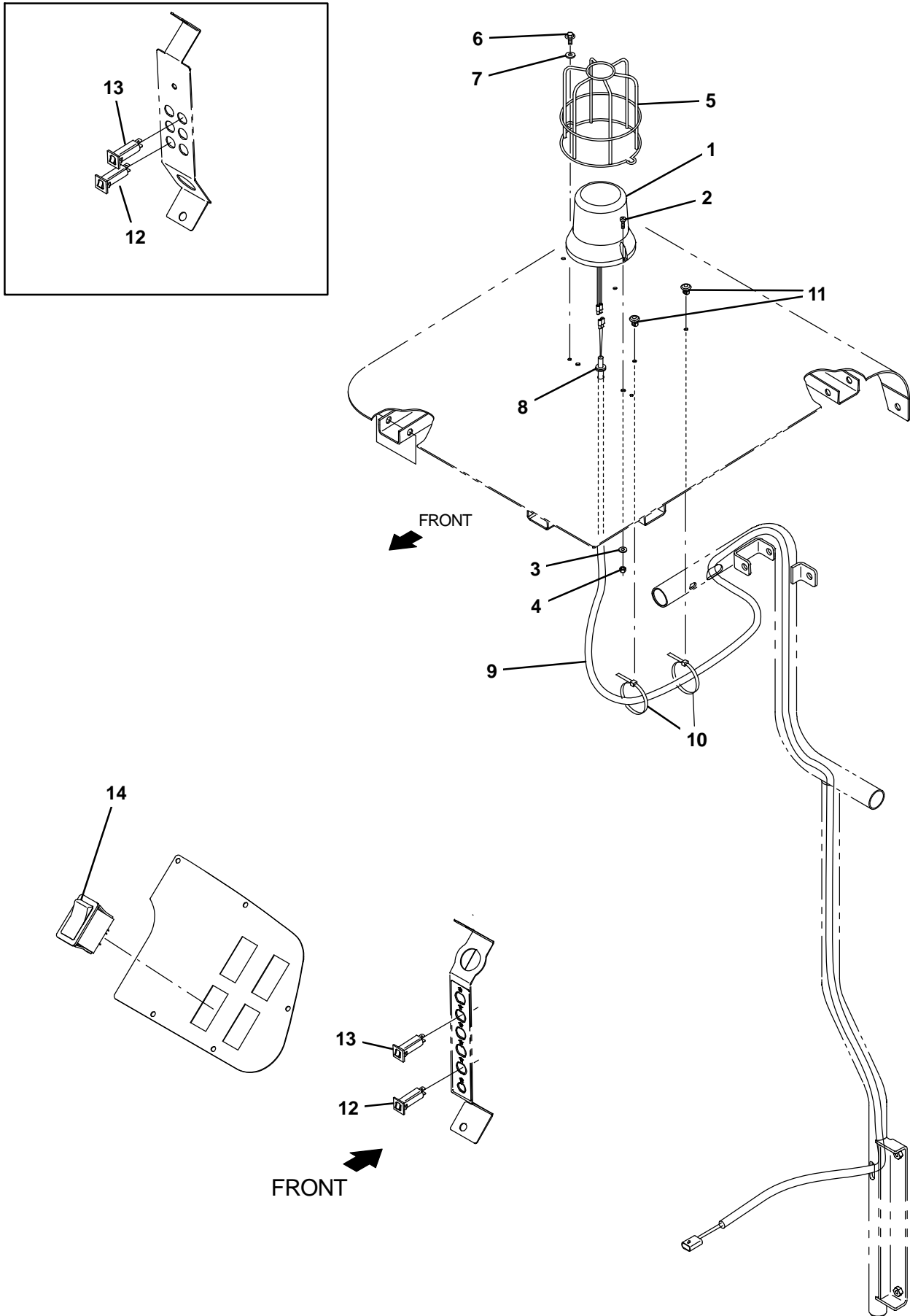


Fig. 3 – Strobe Light Kit, Overhead Guard

	Ref.	Part No.	Serial Number	Description	Qty.
▽		9020107	(000000-) Light Kit, Strobe, Ohg, Ci [T17]	1
▲	1	1075296	(000000-) Light, Flsh, 12Vdc, Amb, Rwk	1
▲	2	06933	(000000-) Screw, Pan, Phl, M5 X 0.80 X 16, 4.8	2
▲	3	19066	(000000-) Washer, Flat, 0.25b 0.56d .05, Pl, 10	2
▲	4	06549	(000000-) Nut, Hex, Lock, M5 X 0.80, NI	2
▲	5	1039392	(000000-) Guard, Light, Revl / Strobe	1
▲	6	74455	(000000-) Screw, Hex, M6 X 1.00 X 12, Fmg	2
▲	7	32490	(000000-) Washer, Flat, 0.25, Std	2
▲	8	10632-2	(000000-) Grommet, Rbr, 0.62id, F/0.9h, .12 Matl	1
▲	9	1069746	(000000-) Harness, Ele, Ohg [T12]	1
▲	10	130773	(000000-) Tie, Cable, Nyl, 11.0l, .14w, 3.0 Max. D	3
▲	11	1071085	(000000-) Clip, Tie, 0.25d, Plstc	3
▲	12	1064184	(000000-) Circuitbreaker, 02.5a, Resetable	2
▲	13	1064188	(000000-) Circuitbreaker, 15a, Resetable	1
▲	14	377084	(000000-) Switch, Rocker, Prgrsv	1

Fig. 4 - Overhead Guard Group

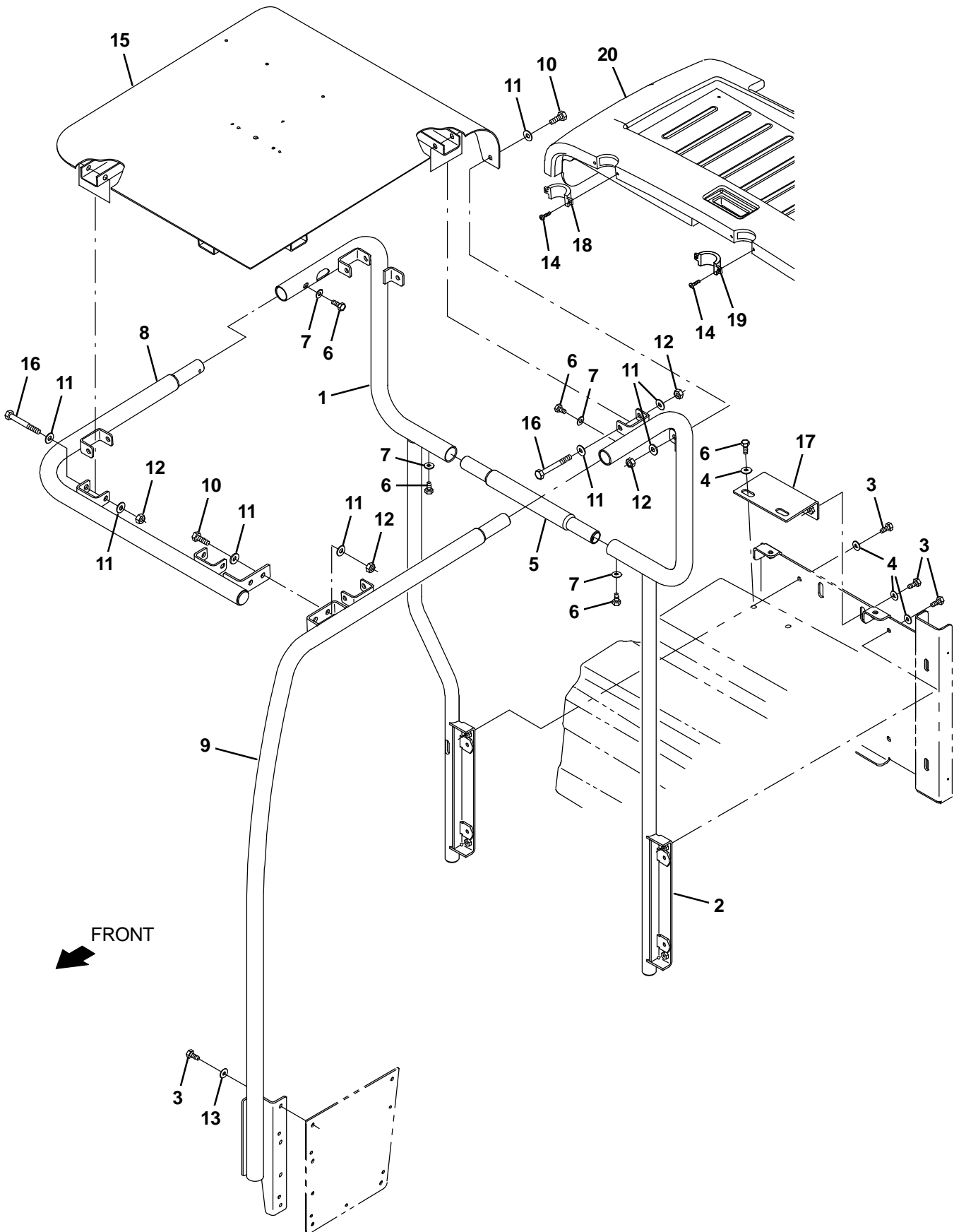


Fig. 4 – Overhead Guard Group

Ref.	Part No.	Serial Number	Description	Qty.
1	1204974	(000000-012999)	Tube Wldt, Ohg, Rh	1
1	1239312	(013000-)	Tube Wldt, Ohg, Rh	1
2	1204926	(000000-012999)	Tube Wldt, Ohg, Lh	1
2	1239309	(013000-)	Tube Wldt, Ohg, Lh	1
3	12273	(000000-)	Screw, Hex, M8 X 1.25 X 20, NI, Ss	10
4	1017218	(000000-)	Washer, Flat, 0.32B 1.00D .12, Ss	8
5	1208128	(000000-)	Tube, Ohg, Middle, Rear	1
6	49826	(000000-)	Screw, Hex, M8 X 1.25 X 16, NI, Ss	6
7	39349	(000000-)	Washer, Flat, 0.31, Sae	4
8	1207444	(000000-)	Tube Wldt, Front	1
9	1207725	(000000-)	Tube Wldt, Guard, Lh, Front	1
10	03192	(000000-)	Screw, Hex, M10 X 1.50 X 30, 8.8	4
11	01686	(000000-)	Washer, Flat, 0.44b 1.00d .08, Ss	20
12	41430	(000000-)	Nut, Hex, Lock, M10 X 1.5, NI	10
13	01685	(000000-)	Washer, Flat, 0.38b 0.88d .08, Ss	4
14	1060103	(000000-)	Screw, Pan, Phl, 08-16 X 1.13, F/ Plstc	4
15	1204972	(000000-)	Guard Wldt, Top, Ohg	1
16	03193	(000000-)	Screw, Hex, M10 X1.50 X 90, 8.8	6
17	1209915	(000000-)	Bracket Wldt, Mtg, Ohg	1
18	1208710	(000000-)	Cover, Ohg, Trim, Rh	1
19	1208714	(000000-)	Cover, Ohg, Trim, Lh	1
20	9013767	(000000-010299)	Kit, Replmt, Cover, Battery, OHG	1
20	9013795	(000000-010299)	Kit, Replmt, Cover, Battery, OHG, JP (Japan)	1
20	9018982	(013000-)	Cover, Battery, Ohg [T/M17]	1

Fig. 5 - Power Steering Group (000000-010999)

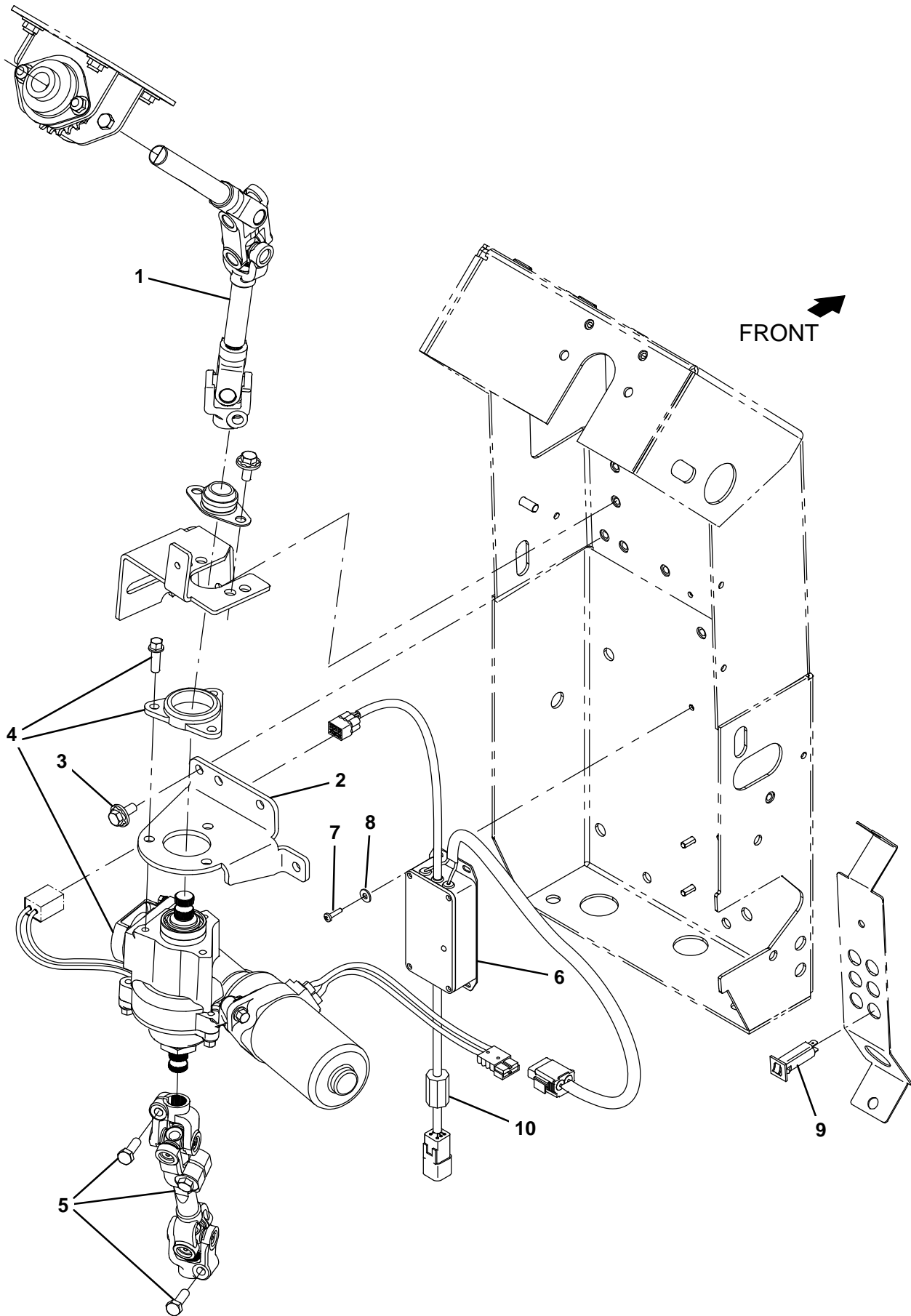


Fig. 5 – Power Steering Group (000000–010999)

Ref.	Part No.	Serial Number	Description	Qty.
1	1208122	(000000–010999)	Shaft, Steering, Power, Upper	1
2	1205262	(000000–010999)	Bracket, Mtg, Steering	1
3	1020341	(000000–010999)	Screw, Hex, M8 X 1.25 X 20, Ss, Sems	4
4	1204306	(000000–010999)	Motor Assy, Steering, Power, 12v	1
5	1209652	(000000–010999)	Shaft, Steering, Power, Lower	1
6	1208907	(000000–010999)	Controller, Steering, 36v	1
7	24265	(000000–010999)	Screw, Pan, Phl, M4 X 0.70 X 16, Ss	3
8	01683	(000000–010999)	Washer, Flat, 10, Ss	3
9	1064188	(000000–010999)	Circuitbreaker, 15.0a, Resetable	1
10	1052126	(000000–010999)	Inductor, 12.7Mm [156 Imp At 25Mhz]	1

Fig. 6 – Power Steering Group (011000-)

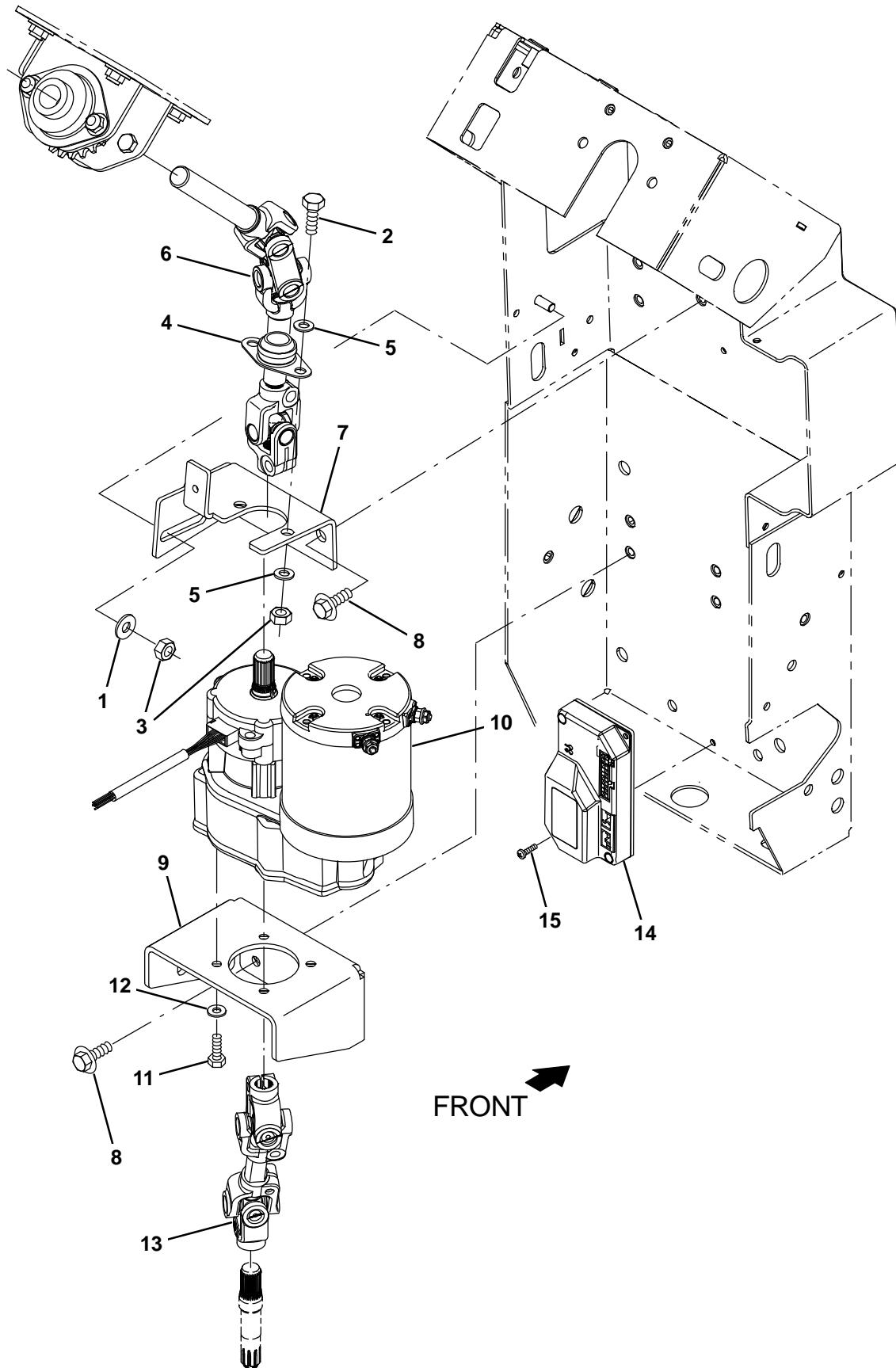


Fig. 6 – Power Steering Group (011000–)

Ref.	Part No.	Serial Number	Description	Qty.
1	32491	(011000–)	Washer, Flat, 0.31, Std	4
2	16931	(011000–)	Screw, Hex, M8 X 1.25 X 20, 8.8	2
3	08709	(011000–)	Nut, Hex, Lock, M8 X 1.25, NI	5
4	223065	(011000–)	Bearing, Flng, 2hole, 0.75b [Nyl]	1
5	39349	(011000–)	Washer, Flat, 0.31, Sae	4
6	1224777	(011000–)	Shaft, Steering, Power, Upper	1
7	1214737	(011000–)	Bracket, Brg, Steering	1
8	1020341	(011000–)	Screw, Hex, M8 X 1.25 X 20, Ss, Sems	7
9	1214622	(011000–)	Bracket, Sppt, Motor	1
▽	9015049	(011000–)	Motor Assy Kit, Steering, Afmkt [M17]	1
▲	10 1217601	(011000–)	Motor Assy, Steering, Power, 36v	1
▲	11 12274	(011000–)	Screw, Hex, M6 X 1.00 X 20, 8.8, NI	4
▲	12 32483	(011000–)	Washer, Flat, 0.25, Sae	4
▲	1008142	(011000–)	Switch, snap, 25a Spdt	1
	13 1224776	(011000–)	Shaft, Steering, Power, Lower	1
▽	9015050	(011000–)	Controller Kit, Steer, Afmkt	1
▲	14 1217792	(011000–)	Controller, Steering, 36v	1
▲	15 06927	(011000–)	Screw, Pan, Phl, M4 X 0.70 X 16, 4.8	2
▲	1008142	(011000–)	Switch, snap, 25a Spdt	1

Fig. 7 - Power Steering Wire Harness Group

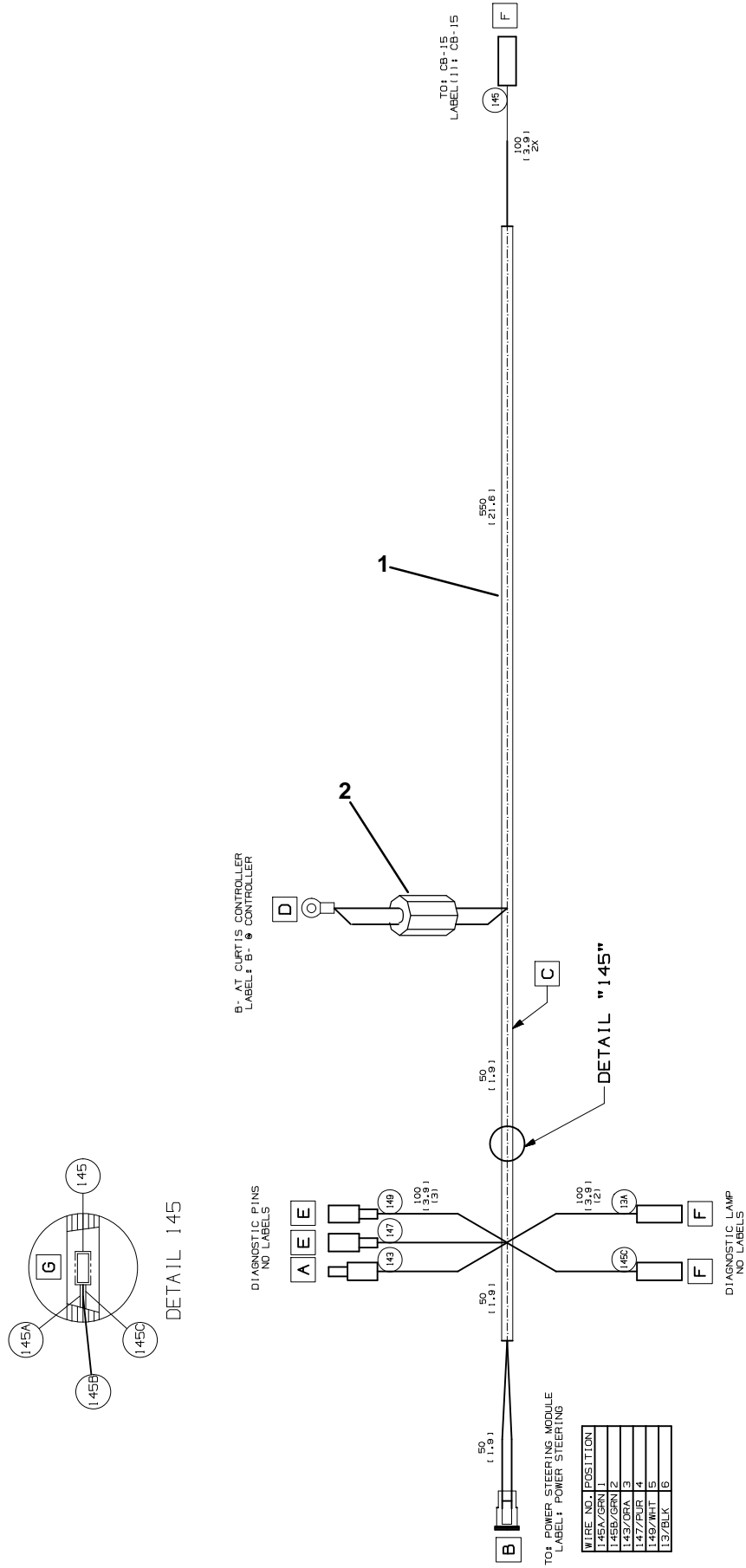


Fig. 7 – Power Steering Wire Harness Group

Ref.	Part No.	Serial Number	Description	Qty.
1	1073062	(000000–) Harness, Ele [Power Steering, T17]	1
2	1060276	(000000–) Inductor, 36.2 Mml, Rnd [Ferrite 1–300Hz]	1

Fig. 8 – Scrubbing Side Brush Lift Group

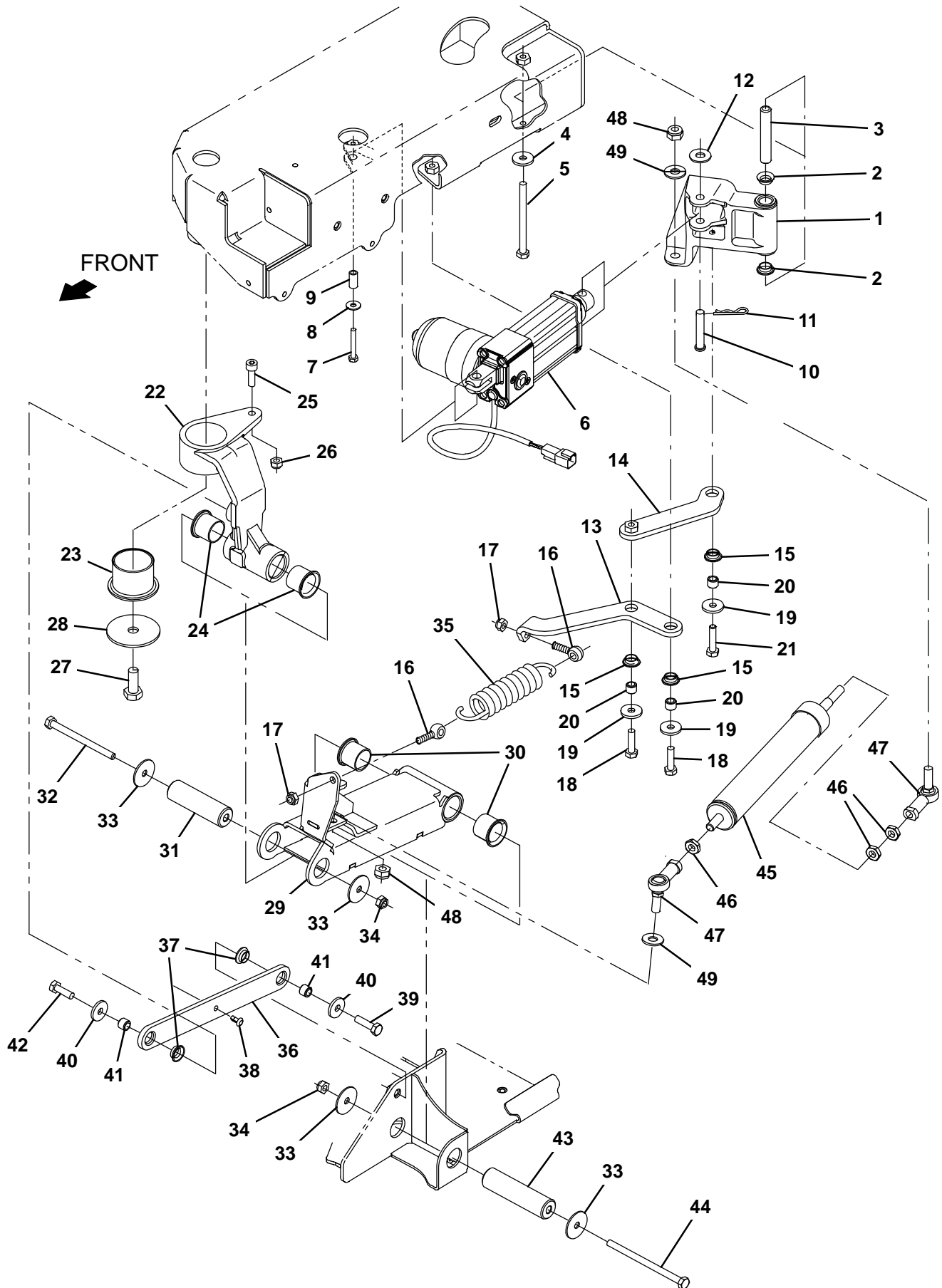


Fig. 8 – Scrubbing Side Brush Lift Group

	Ref.	Part No.	Serial Number	Description	Qty.
▽	1	9020268	(000000–)	Pivot Arm Kit, Act, Sba, Afmkt [T17]	1
▲	2	1054662	(000000–)	Bushing, Flng, 0.50b 0.59d 0.25l	2
▲	3	1206723	(000000–)	Sleeve, P/M, 0.32b 0.50d 3.03l	1
	4	1017218	(000000–)	Washer, Flat, 0.32b 1.00d .12, Ss	1
	5	386299	(000000–)	Screw, Hex, M8 X 1.25 X 100, Ss	1
	6	1201500	(000000–)	Actuator, 36vdc, 2.75strk, 450lb	1
	7	33930	(000000–)	Screw, Hex, M6 X 1.00 X 40, Ss	1
	8	01684	(000000–)	Washer, Flat, 0.27b 0.69d .05, Ss	1
	9	1206722	(000000–)	Sleeve, P/M, 0.25b 0.38d 0.8l	1
	10	29584	(000000–)	Pin, Clevis, 0.37d X 2.00l	1
	11	44906	(000000–)	Pin, Cotter, Hair, 0.38d .093 Wir	1
	12	01686	(000000–)	Washer, Flat, 0.44b 1.00d .08, Ss	1
	13	1206422	(000000–)	Arm, Spring, Tensioner	1
	14	1206602	(000000–)	Arm Wldt, Spring, Tension	1
	15	1054662	(000000–)	Bushing, Flng, 0.50b 0.59d 0.25l	3
	16	69998	(000000–)	Bolt, Eye, M8 X 1.25 X 030mm, 08.00 Eye	2
	17	08713	(000000–)	Nut, Hex, Lock, M8 X 1.25, NI, Ss	2
	18	09011	(000000–)	Screw, Hex, M8 X 1.25 X 30, Ss	2
	19	1017218	(000000–)	Washer, Flat, 0.32b 1.00d .12, Ss	3
	20	1207656	(000000–)	Sleeve, P/M, 0.32b 0.50d 0.4l [430ss]	3
	21	59658	(000000–)	Screw, Hex, M8 X 1.25 X 35, NI, Ss	1
▽	22	9011054	(000000–)	Pivot Arm Kit, Sba, Afmkt [T12]	1
▲	23	1201101	(000000–)	Bushing, Flng, 1.75b 1.94d 1.50l	1
▲	24	54618	(000000–)	Bushing, Flng, 1.00b 1.13d 1.00l	2
▲	25	39308	(000000–)	Screw, Soc, M8 X 1.25 X 25, 12.9	1
▲	26	08713	(000000–)	Nut, Hex, Lock, M8 X 1.25, NI, Ss	1
	27	12309	(000000–)	Screw, Hex, M12 X 1.75 X 30, Ss	1
	28	1200634	(000000–)	Washer, Flat, 0.48b 2.50d .12, Ss	1
▽	29	9020248	(000000–010999)	Channel Assy, Lift, Sba, Afmkt [T17]	1
▲	30	54618	(000000–010999)	Bushing, Flng, 1.00b 1.13d 1.00l	2
▽	29	9014996	(011000–)	Channel Assy, Lift, Sba, Afmkt [T17]	1
▲	30	54618	(011000–)	Bushing, Flng, 1.00b 1.13d 1.00l	2
	31	1210581	(000000–)	Pin, Pivot, Sba	1
	32	386299	(000000–)	Screw, Hex, M8 X 1.25 X 100, Ss	1
	33	1011719	(000000–)	Washer, Flat, 0.33b 1.38d .08, Ss	4
	34	08713	(000000–)	Nut, Hex, Lock, M8 X 1.25, NI, Ss	2
	35	1031413	(000000–)	Spring, Extn, 1.68od 0.20wir 07.5l	1
▽	36	9020249	(000000–)	Link Kit, Upper, Sba, Afmkt [T17]	1
▲	37	1054662	(000000–)	Bushing, Flng, 0.50b 0.59d 0.25l	2
	38	1210807	(000000–)	Wire, Tie [W/.25" Fir Tree Clip]	1
	39	09011	(000000–)	Screw, Hex, M8 X 1.25 X 30, Ss	1
	40	1017218	(000000–)	Washer, Flat, 0.32b 1.00d .12, Ss	2
	41	1207656	(000000–)	Sleeve, P/M, 0.32b 0.50d 0.4l [430ss]	2
	42	09010	(000000–)	Screw, Hex, M8 X 1.25 X 25, Ss	1
	43	1209678	(000000–)	Pin, Pivot, Sba	1
	44	1210312	(000000–)	Screw, Hex, M8 X 1.25 X 120, Ss	1
▽	45	9010938	(000000–)	Spring Assy, Replmt, Afmkt [T12]	1
▲	46	763064	(000000–)	Nut, Hex, Jam, M10 X 1.5, [Din439]	3
▲	47	05686	(000000–)	Rod–End, M10 X 1.5rh Fem M10 X 1.5stud	2
▲	48	08714	(000000–)	Nut, Hex, Lock, M10 X 1.5, NI, Ss	2
▲	49	01686	(000000–)	Washer, Flat, 0.44b 1.00d .08, Ss	2

Fig. 9 – Scrubbing Side Brush Motor and Squeegee Group

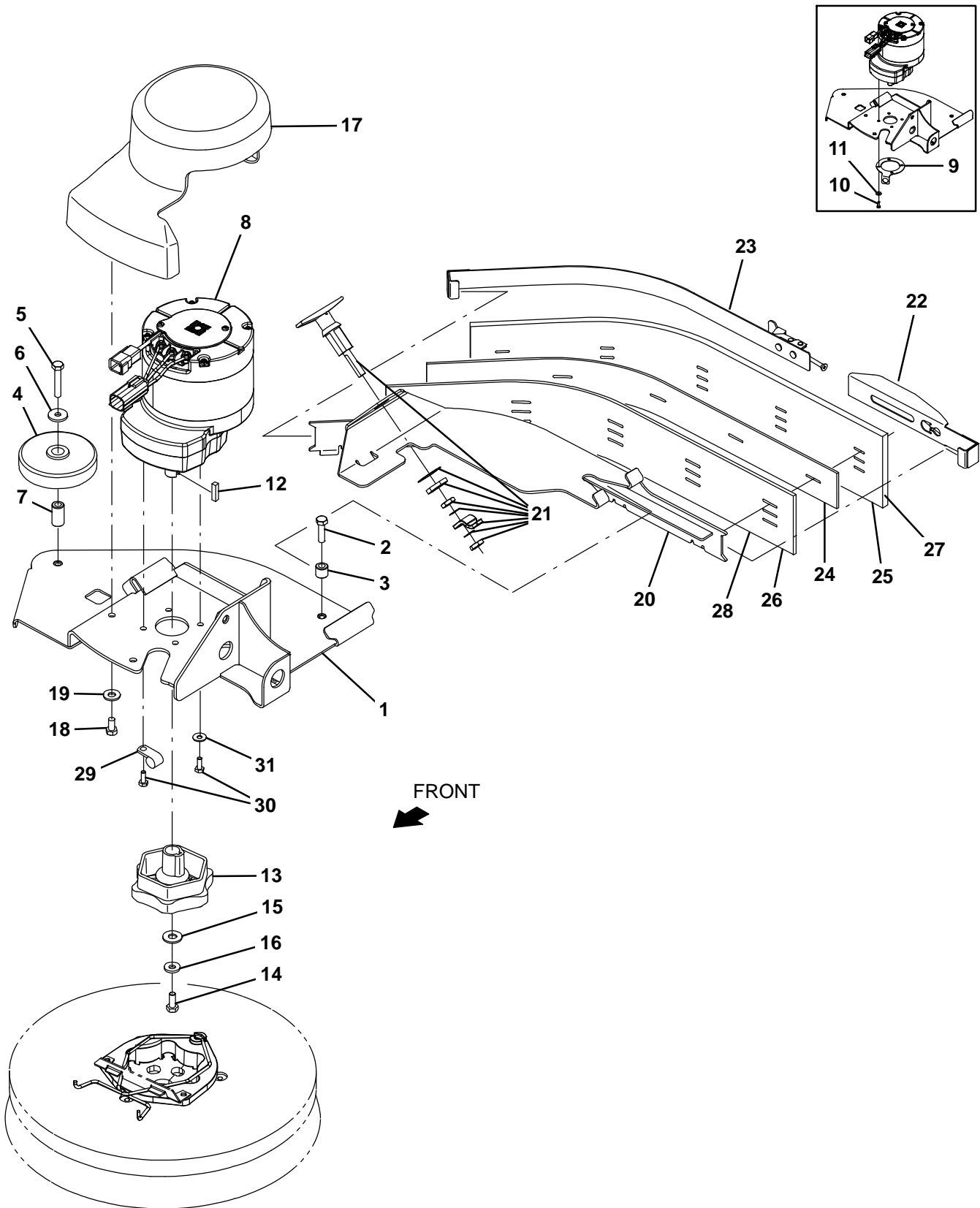


Fig. 9 – Scrubbing Side Brush Motor and Squeegee Group

Ref.	Part No.	Serial Number	Description	Qty.	
1	1205307	(000000–)	Bracket Wldt, Deck	1	
2	09011	(000000–)	Screw, Hex, M8 X 1.25 X 30, Ss	1	
3	80409	(000000–)	Sleeve, P/M, 0.34b 0.63d 0.6l, Bnz	1	
4	363162	(000000–)	Wheel, 04.0d 0.89w 0.64b	1	
5	222505	(000000–)	Screw, Hex, M8 X 1.25 X 45, Ss	1	
6	1017218	(000000–)	Washer, Flat, 0.32b 1.00d .12, Ss	1	
7	363301	(000000–)	Sleeve, P/M, 0.34b 0.63d 1.2l, Bnz	1	
8	1206475	(000000–)	Motor, Ele, 36 Vdc, 350 Rpm 1.25 Hp Gear	1	
9	1207718	(000000–010497)	Plate, Sppt (Replaced by 9014344)	1	
10	11329	(000000–010497)	Screw, Hex, M6 X 1.00 X 16, Ni, Ss	4	
11	01684	(000000–010497)	Washer, Flat, 0.27b 0.69d .05, Ss	4	
12	00928	(000000–)	Key, Sq, 0.25 X 0.25, 1.00l	1	
13	377364	(000000–)	Hub, Drive, Brush, Disk, 0.75b [6t]	1	
14	12273	(000000–)	Screw, Hex, M8 X 1.25 X 20, Ni, Ss	1	
15	01686	(000000–)	Washer, Flat, 0.44b 1.00d .08, Ss	1	
16	41186	(000000–)	Washer, Flat, Belleville, .31	1	
17	9020217	(000000–)	Cover, Motor, Sba, Afmkt[T17]	1	
18	15675	(000000–)	Screw, Hex, M8 X 1.25 X 16, Ss	2	
19	01685	(000000–)	Washer, Flat, 0.38b 0.88d .08, Ss	2	
▽	9020247	(000000–)	Squeegee Assy, Sba, Afmkt [T17]	1	
▲	20	1206597	(000000–)	Bracket Wldt, Sqge, Sba	1
▲	21	1201149	(000000–)	Latch, Compression, Sqge, Sba	1
▲	22	1201609	(000000–)	Retainer Wldt, Sqge, Sba	1
▲	23	1206592	(000000–)	Retainer Wldt, Sqge, Sba	1
▲	24	1206598	(000000–)	Spacer, Blade	1
▲	25	1206589	(000000–)	Blade, Sqge, Sba, Linatex	1
▲	26	1206599	(000000–)	Blade, Sqge, Sba, Inner	1
	27	1212163	(000000–)	Blade, Sqge, Sba, (Urethane)	1
	27	1212210	(000000–)	Blade, Sqge, Sba, (Gum Rubber)	1
	28	1212211	(000000–)	Blade, Sqge, Sba, Inner, (Urethane)	1
	28	1212212	(000000–)	Blade, Sqge, Sba, Inner, (Gum Rubber)	1
	29	26395–1	(010498–)	Clamp, Cable, Stl, 0.56D X 0.38W, 1 Hole	1
	30	11635	(010498–)	Screw, hex, M6 X 1.00 X 12, Ss	4
	31	01684	(010498–)	Washer, flat, 0.27B 0.69D .05, Ss	3

Fig. 10 – Scrubbing Side Brush Mount Group

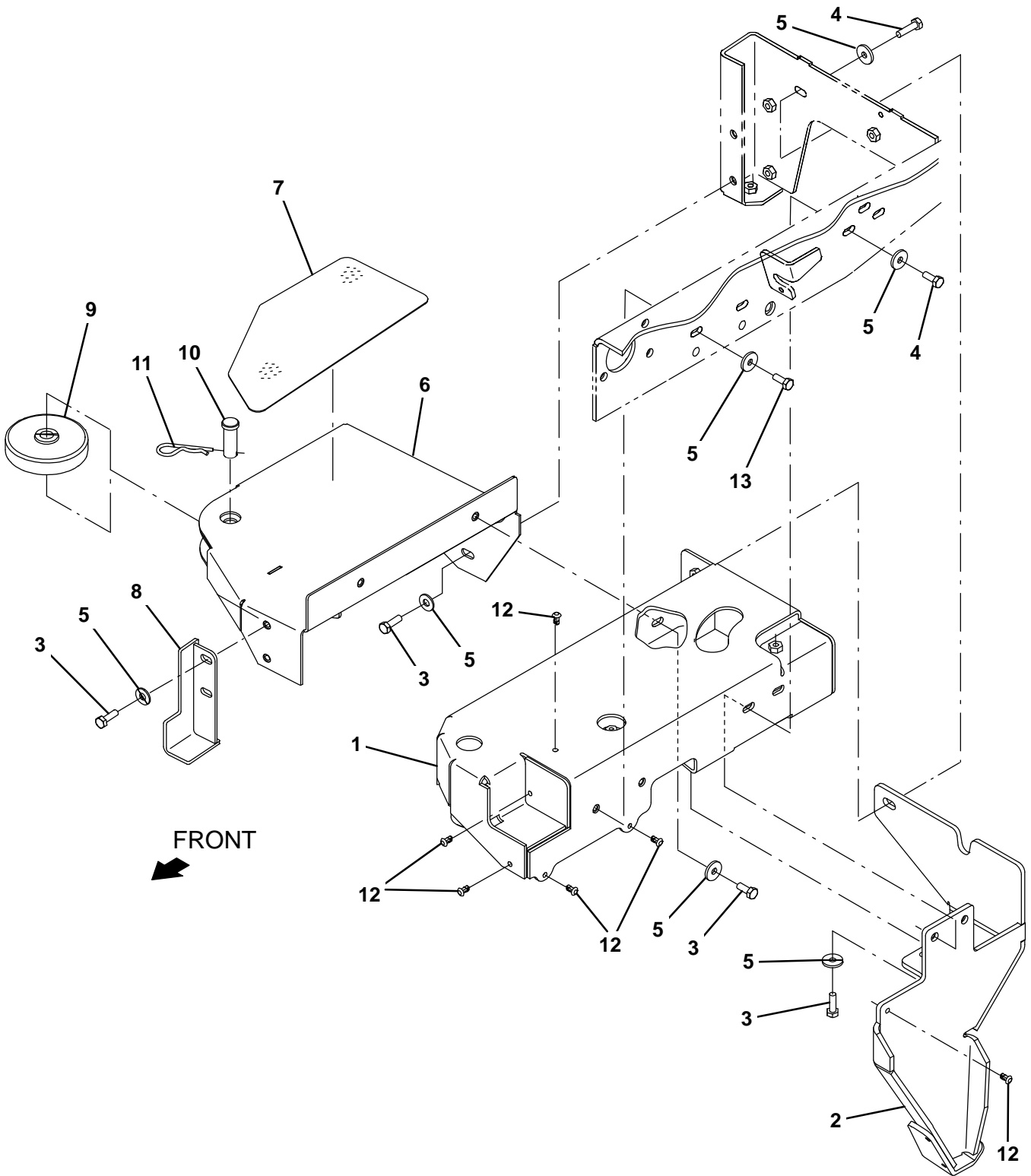


Fig. 10 – Scrubbing Side Brush Mount Group

Ref.	Part No.	Serial Number	Description	Qty.
1	1205299	(000000–010999)	Cover Wldt, Sba	1
1	1222170	(011000–)	Cover Wldt, Sba	1
2	1206805	(000000–010999)	Bracket Wldt, Skid, Anti–Roll	1
2	1225419	(011000–)	Bracket Wldt, Skid, Anti–Roll	1
3	09010	(000000–)	Screw, Hex, M8 X 1.25 X 25, Ss	6
4	09011	(000000–)	Screw, Hex, M8 X 1.25 X 30, Ss	3
5	1017218	(000000–)	Washer, Flat, 0.32b 1.00d .12, Ss	12
6	1206809	(000000–)	Bracket Wldt, Step, Sba	1
7	1207657	(000000–)	Tread, Non–Skid–Step, 6.3w 12.8l, Sba	1
8	1208021	(000000–)	Door Wldt, Mtg, Sba	1
9	363162	(000000–)	Wheel, 04.0d 0.89w 0.64b	1
10	1207866	(000000–)	Pin, Clevis, 0.625d X 1.75l	1
11	55094	(000000–)	Pin, Cotter, Hair, 0.75d .148 Wir	1
12	1071085	(000000–)	Clip, Tie, 0.25d, Plstc	6
13	09740	(000000–)	Screw, Hex, M8 X 1.25 X 20, Ss	2

Fig. 11 – Scrubbing Side Brush Solution Supply Group

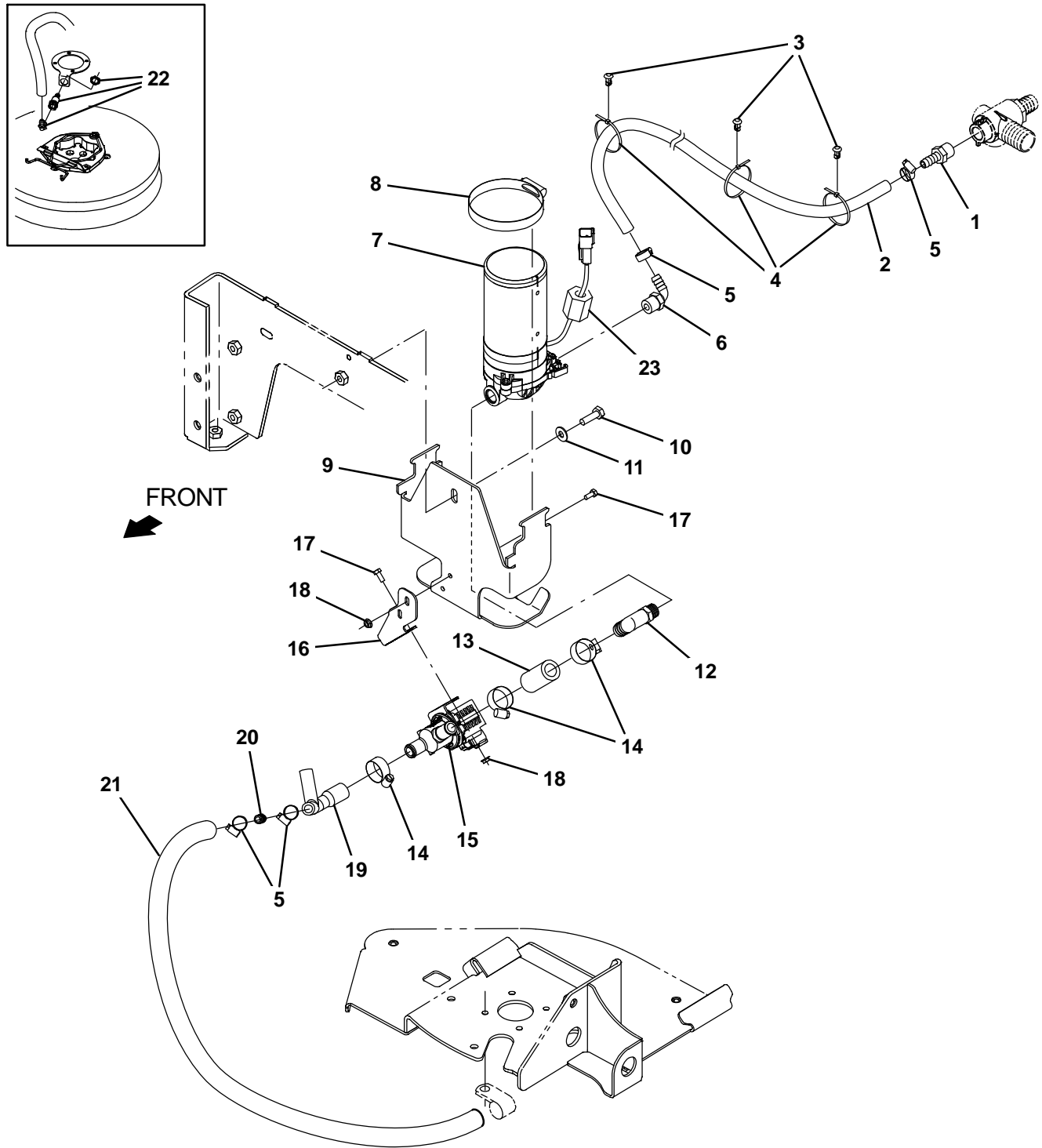


Fig. 11 – Scrubbing Side Brush Solution Supply Group

Ref.	Part No.	Serial Number	Description	Qty.
1	150538	(000000–) Fitting, Plstc, Str, Bm06/Pm06	1
2	1006400	(000000–) Hose, Afmkt, Pvc, Brd, 0.38id, 03ft, Clr	1
3	1071085	(000000–) Clip, Tie, 0.25d, Plstc	3
4	130773	(000000–) Tie, Cable, Nyl, 11.0l, .14w, 3.0 Max. D	3
5	43844	(000000–) Clamp, Hose, Wormdrive, 0.25–0.62d, .31w	4
6	1005630	(000000–) Fitting, Plstc, E90, Bm06/Pm06, Nyl	1
7	1200328	(000000–) Pump, Soltn, Ele, 36vdc, 60psi	1
8	43555	(000000–) Clamp, Hose, Wormdrive, 2.62–3.50d	1
9	1206138	(000000–010999) Bracket, Pump	1
9	1221952	(011000–) Bracket, Pump	1
10	09010	(000000–) Screw, Hex, M8 X 1.25 X 25, Ss	1
11	32490	(000000–) Washer, Flat, 0.25, Std	1
12	1208433	(000000–) Fitting, Plstc, E90, Bm10/Pm06	1
13	1015025	(000000–) Hose, Afmkt, Pvc, Brd, 0.62id, 02ft, Clr	1
14	63810	(000000–) Clamp, Hose, Wormdrive, 0.56–1.06d, .56w	3
15	9016496	(000000–011669) Valve Kit, Replacement 36V Hi Flow	1
15	1075238	(011670–) Walve, Water, Solenoid – 36V	1
16	1208434	(000000–) Bracket, Mount, Sba Valve	1
17	09738	(000000–) Screw, Hex, M5 X 0.80 X 12, Ss	4
18	07789	(000000–) Nut, Hex, Flng, M5 X 0.80	4
19	1208432	(000000–) Manifold, Sba	1
20	20950	(000000–) Fitting, Plstc, Str, Bm06/Bm06	1
21	1014976	(000000–) Hose, Afmkt, Pvc, Brd, 0.38id, 08ft, Clr	1
22	9014344	(000000–010497) Hose Kit, Brush, Side [T17]	1
23	1227867	(000000–) Inductor, Ferrite [Split Case, 407@1'00Hz]	1

Fig. 12 – Scrubbing Side Brush Electrical Group

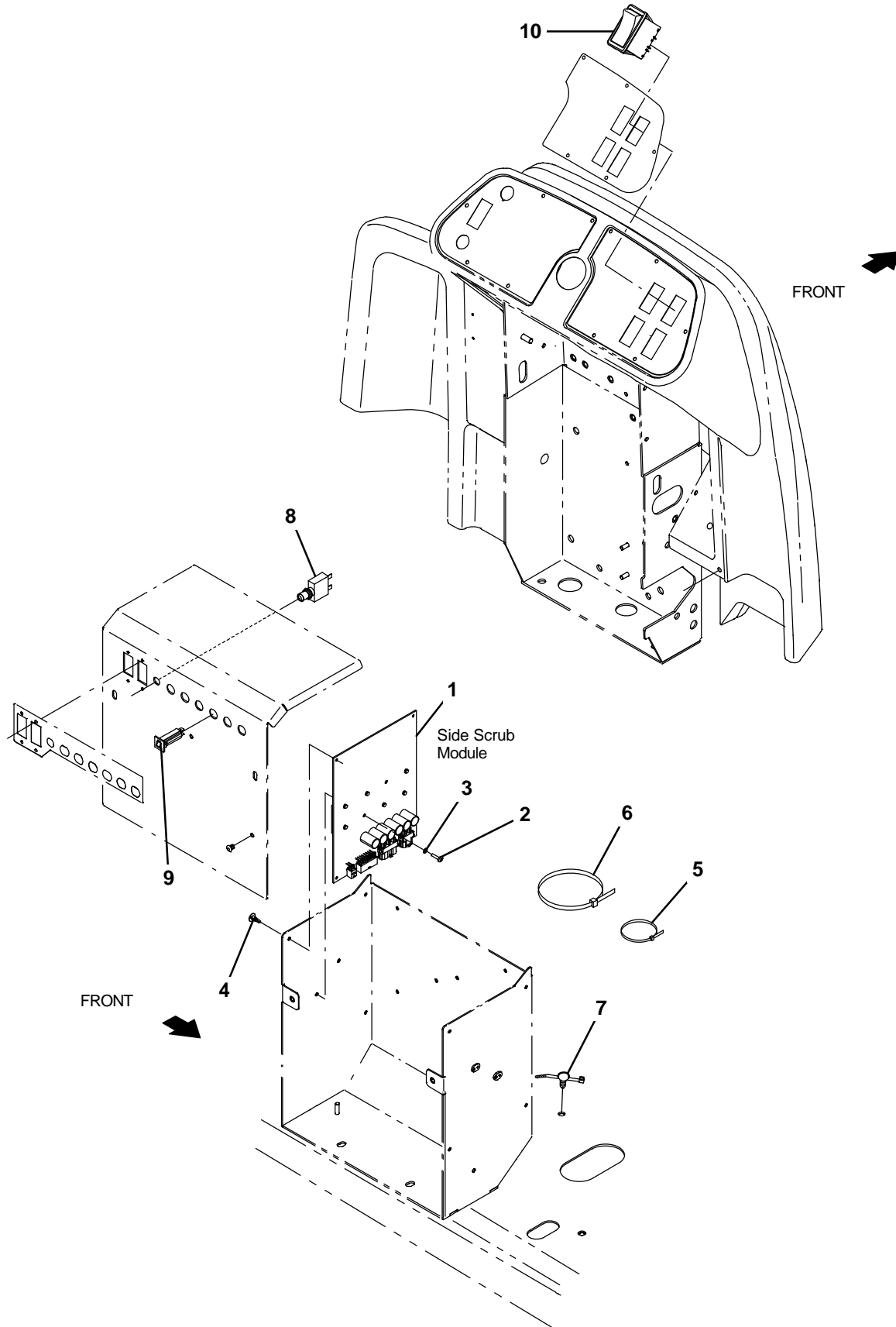


Fig. 12 – Scrubbing Side Brush Electrical Group

Ref.	Part No.	Serial Number	Description	Qty.
1	9020230	(000000–) Circuit Board Kit, Sba, Afmkt [T17]	1
2	06926	(000000–) Screw, Pan, Phl, M4 X 0.70 X 10, 4.8	2
3	1202860	(000000–) Washer, Flat, 0.17b 0.31d .03, Nyl	2
4	1210399	(000000–) Stand–Off, Circuitboard [0.25”]	4
5	763114	(000000–) Tie, Cable, 11.3l, 2.75d Max	3
6	222809	(000000–) Tie, Cable, Nyl, 29.8l .30w 9.0 Max D	1
7	1210807	(000000–) Wire, Tie [W/.25” Fir Tree Clip]	7
8	383726	(000000–) Circuitbreaker, 35.0a, Resetable	1
9	1064184	(000000–) Circuitbreaker, 02.5a, Resetable	1
10	397889	(000000–) Switch, Rocker, Dpst, On / None / On	1

Fig. 13 – Scrubbing Side Brush Wire Harness Group

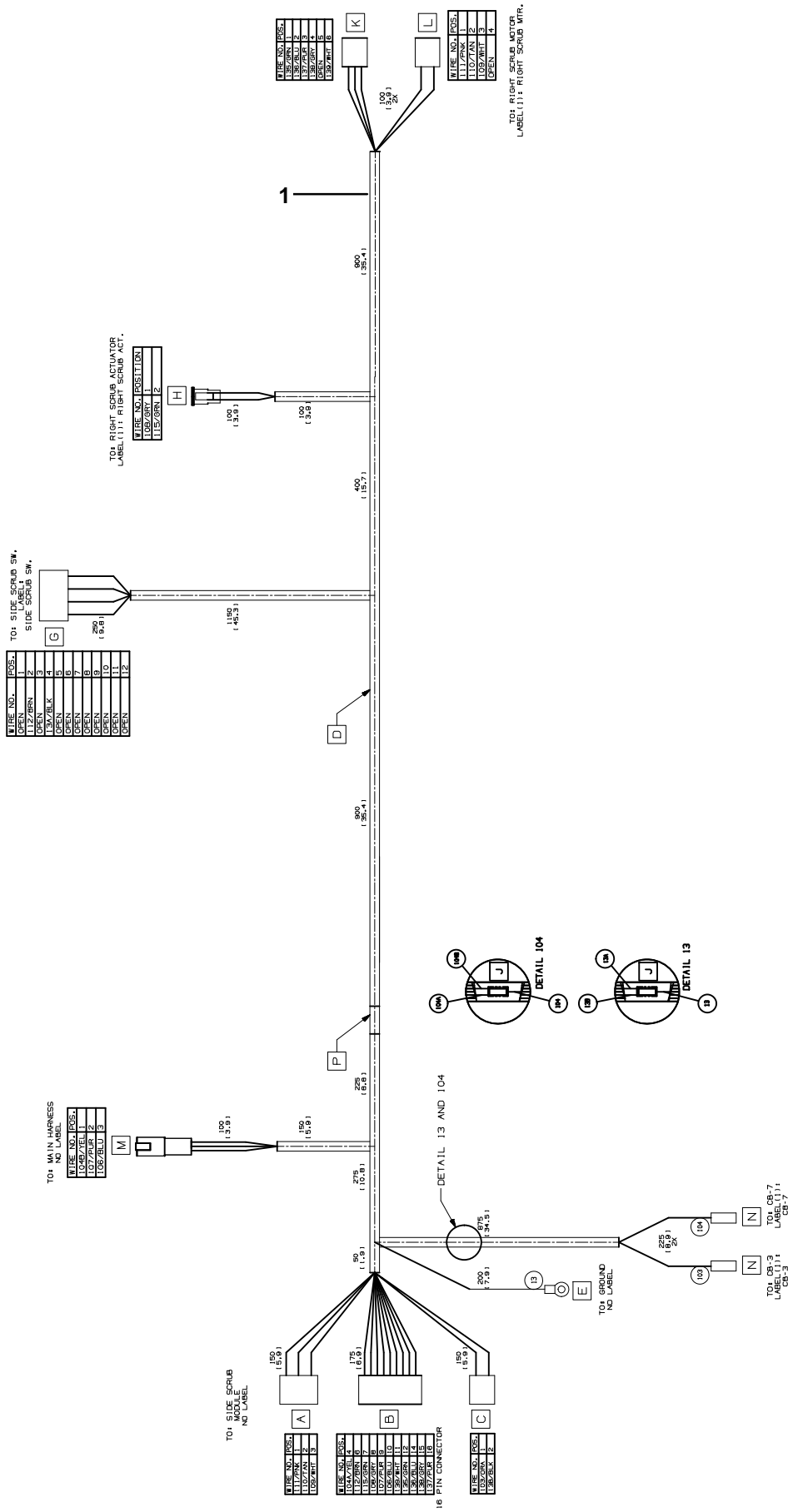


Fig. 13 – Scrubbing Side Brush Wire Harness Group

Ref.	Part No.	Serial Number	Description	Qty.
1	1072999	(000000-) Harness, Ele [Side Scrub, T17]	1

Fig. 14 - Sweeping Side Brush Drive Motor Group, Right Side

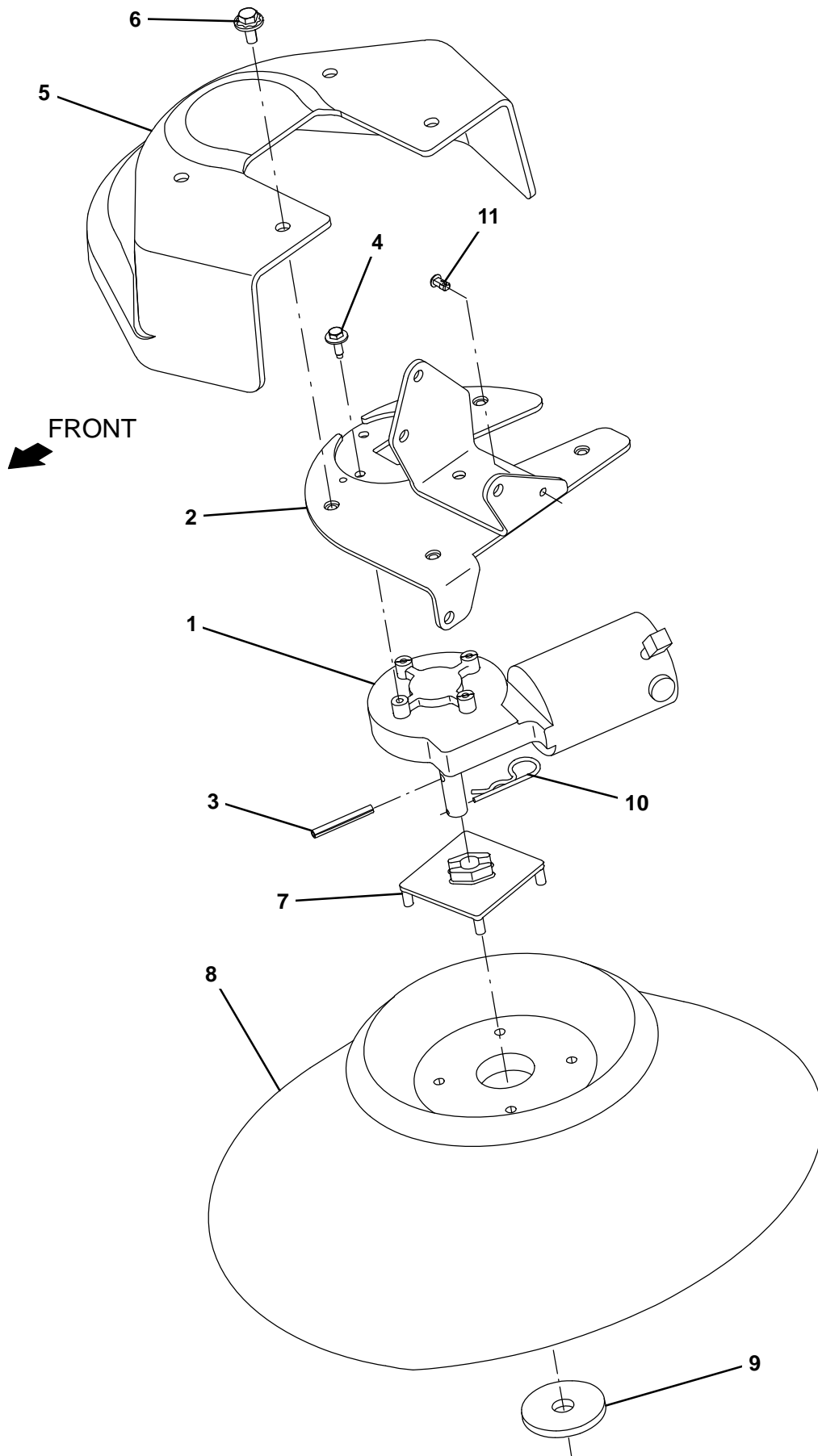


Fig. 14 – Sweeping Side Brush Drive Motor Group, Right Side

Ref.	Part No.	Serial Number	Description	Qty.
1	1212824	(000000–) Motor, Ele, 36vdc 0.08hp 0068rpm Gear Rh	1
2	1207139	(000000–) Bracket Wldt, Mtg, Motor, Sba	1
3	11398	(000000–) Pin, Roll, .250d X 2.00l, .250/.256	1
4	1040467	(000000–) Screw, Hex, M6 X 1.00 X 20, 9.8, Sems	4
5	1207412	(000000–) Cover, Sidebrush, Sweeping	1
6	1020341	(000000–) Screw, Hex, M8 X 1.25 X 20, Ss, Sems	4
7	1017441	(000000–) Plate, Adapter, Brush	1
8	87419	(000000–) Brush, Disk, Swp, 19.0d, Pyp	1
9	1017802	(000000–) Washer, Flat, 0.66b 2.50d .19, Ss	1
10	02942	(000000–) Pin, Hair, Cotter, 0.62d .120 Wir	1
11	1071085	(000000–) Clip, Tie, 0.25d, Plstc	1

Fig. 15 – Sweeping Side Brush Lift Group, Right Side

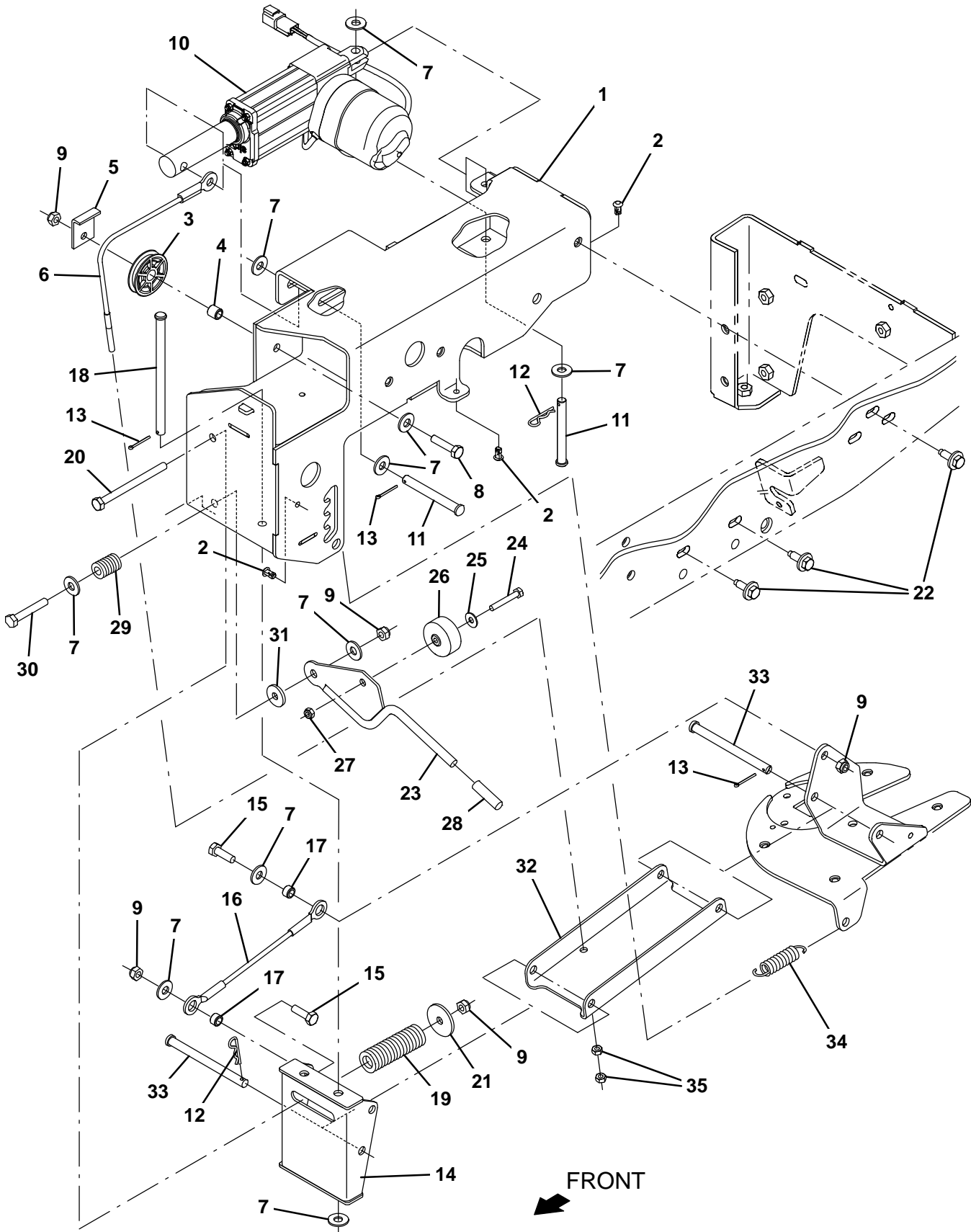


Fig. 15 – Sweeping Side Brush Lift Group, Right Side

Ref.	Part No.	Serial Number	Description	Qty.
1	1207330	(000000-010999)	Housing Wldt, Sba, Rh	1
1	1225432	(011000-)	Housing Wldt, Sba, Rh	1
2	1071085	(000000-)	Clip, Tie, 0.25d, Plstc	3
3	369781	(000000-)	Pulley, Cable, 1.5d Nyl	1
4	222460	(000000-)	Sleeve, P/M, 0.32b 0.50d 0.5l [430ss]	1
5	54400	(000000-)	Bracket, Angle, Keeper, Cable	1
6	1205013	(000000-)	Cable, Ss, .09d 10.35l .38eye/M6-1.0	1
7	01685	(000000-)	Washer, Flat, 0.38b 0.88d .08, Ss	10
8	09023	(000000-)	Screw, Hex, M8 X 1.25 X 35, Fl, Ss	1
9	08713	(000000-)	Nut, Hex, Lock, M8 X 1.25, NI, Ss	5
10	1201500	(000000-)	Actuator, 36vdc, 2.75strk, 450lb	1
11	57598	(000000-)	Pin, Clevis, 0.37d X 3.25l	2
12	44906	(000000-)	Pin, Cotter, Hair, 0.38d .093 Wir	2
13	08179	(000000-)	Pin, Cotter, .094 X 1.00	3
14	1204919	(000000-010999)	Bracket Wldt, Pivot, Sba	1
14	1225423	(011000-)	Bracket Wldt, Pivot, Sba	1
15	09010	(000000-)	Screw, Hex, M8 X 1.25 X 25, Ss	2
16	1204774	(000000-)	Cable, Ss, .09d 7.87l .50eye/.50eye	1
17	222516	(000000-)	Sleeve, P/M, 0.32b 0.50d 0.3l [430ss]	2
18	49924	(000000-)	Pin, Clevis, 0.37d X 6.12l	1
19	1209244	(000000-)	Spring, Compr, .98od 2.5l	1
20	386299	(000000-)	Screw, Hex, M8 X 1.25 X 100, Ss	1
21	379829	(000000-)	Washer, Flat, 0.34b 1.50d .12, Stl, PI	1
22	1037346	(000000-)	Screw, Hex, M8 X 1.25 X 25, 9.8, Sems	3
23	1205016	(000000-)	Lever Wldt, Adj, Sba	1
24	33930	(000000-)	Screw, Hex, M6 X 1.00 X 40, Ss	1
25	01684	(000000-)	Washer, Flat, 0.27b 0.69d .05, Ss	1
26	01847	(000000-)	Wheel, 01.6d 0.72w 0.21b	1
27	08712	(000000-)	Nut, Hex, Lock, M6 X 1.00, NI, Ss	1
28	1208858	(000000-)	Cover, Handle	1
29	81672	(000000-)	Spring, Cmpr, 0.37id X Flat Wir, 1.0l	1
30	49694	(000000-)	Screw, Hex, M8 X 1.25 X 50, Ss	1
31	1017218	(000000-)	Washer, Flat, 0.32b 1.00d .12, Ss	1
32	1204396	(000000-)	Bracket, Arm, Sba	1
33	59672	(000000-)	Pin, Clevis, 0.37d X 4.50l	2
34	15047	(000000-)	Spring, Extn, 0.62od 0.08wir 03.0l	1
35	07785	(000000-)	Nut, Hex, Std, M6 X 1.00, Ss	2

Fig. 16 – Sweeping Side Brush Drive Motor Group, Left Side

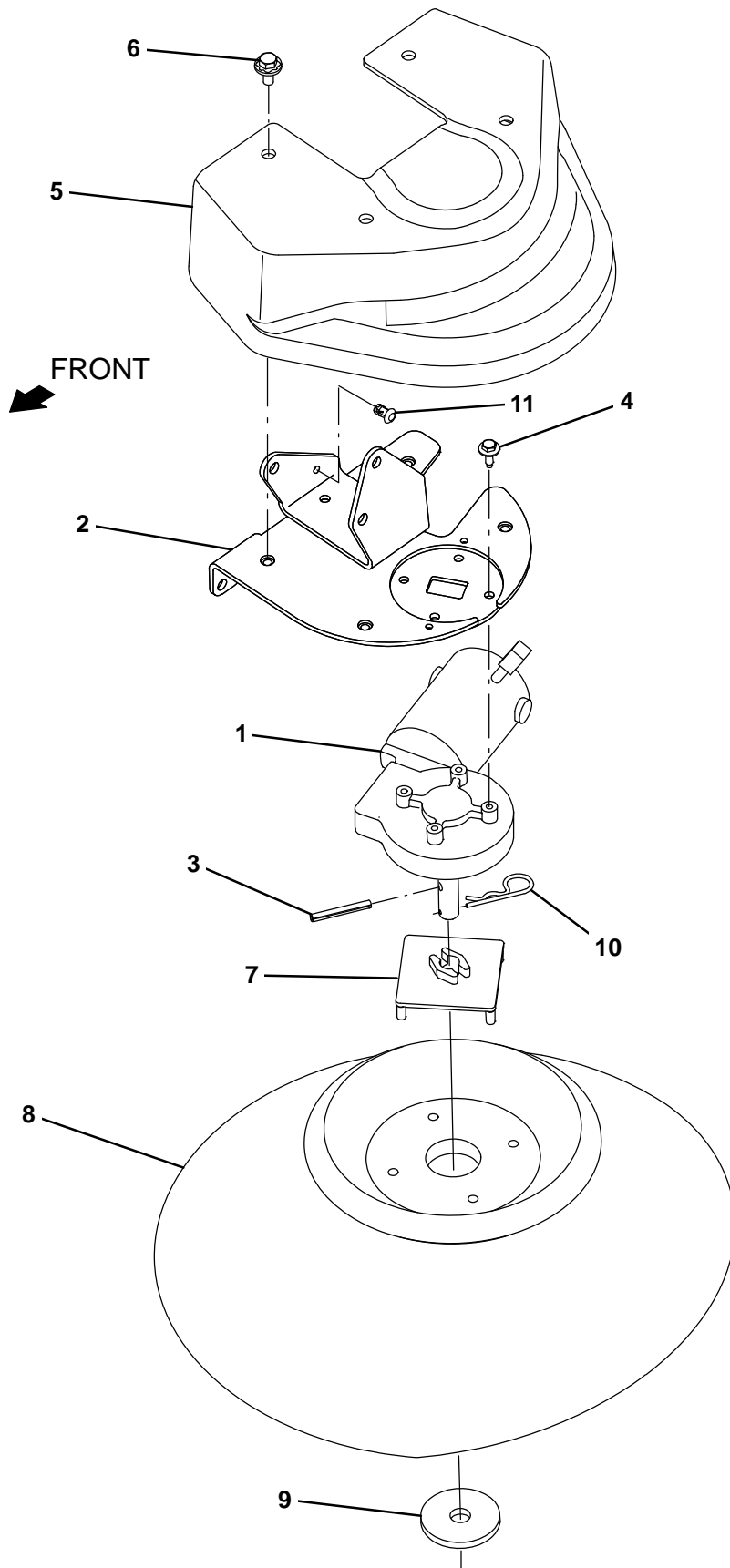


Fig. 16 – Sweeping Side Brush Drive Motor Group, Left Side

Ref.	Part No.	Serial Number	Description	Qty.
1	1212823	(000000–) Motor, Ele, 36vdc 0.08hp 0068rpm Gear Lh	1
2	1207559	(000000–) Mount Wldt, Motor, Sba	1
3	11398	(000000–) Pin, Roll, .250d X 2.00l, .250/.256	1
4	1040467	(000000–) Screw, Hex, M6 X 1.00 X 20, 9.8, Sems	4
5	1207412	(000000–) Cover, Sidebrush, Sweeping	1
6	1020341	(000000–) Screw, Hex, M8 X 1.25 X 20, Ss, Sems	4
7	1017441	(000000–) Plate, Adapter, Brush	1
8	87419	(000000–) Brush, Disk, Swp, 19.0d, Pyp	1
9	1017802	(000000–) Washer, Flat, 0.66b 2.50d .19, Ss	1
10	02942	(000000–) Pin, Hair, Cotter, 0.62d .120 Wir	1
11	1071085	(000000–) Clip, Tie, 0.25d, Plstc	1

Fig. 17 – Sweeping Side Brush Lift Group, Left Side

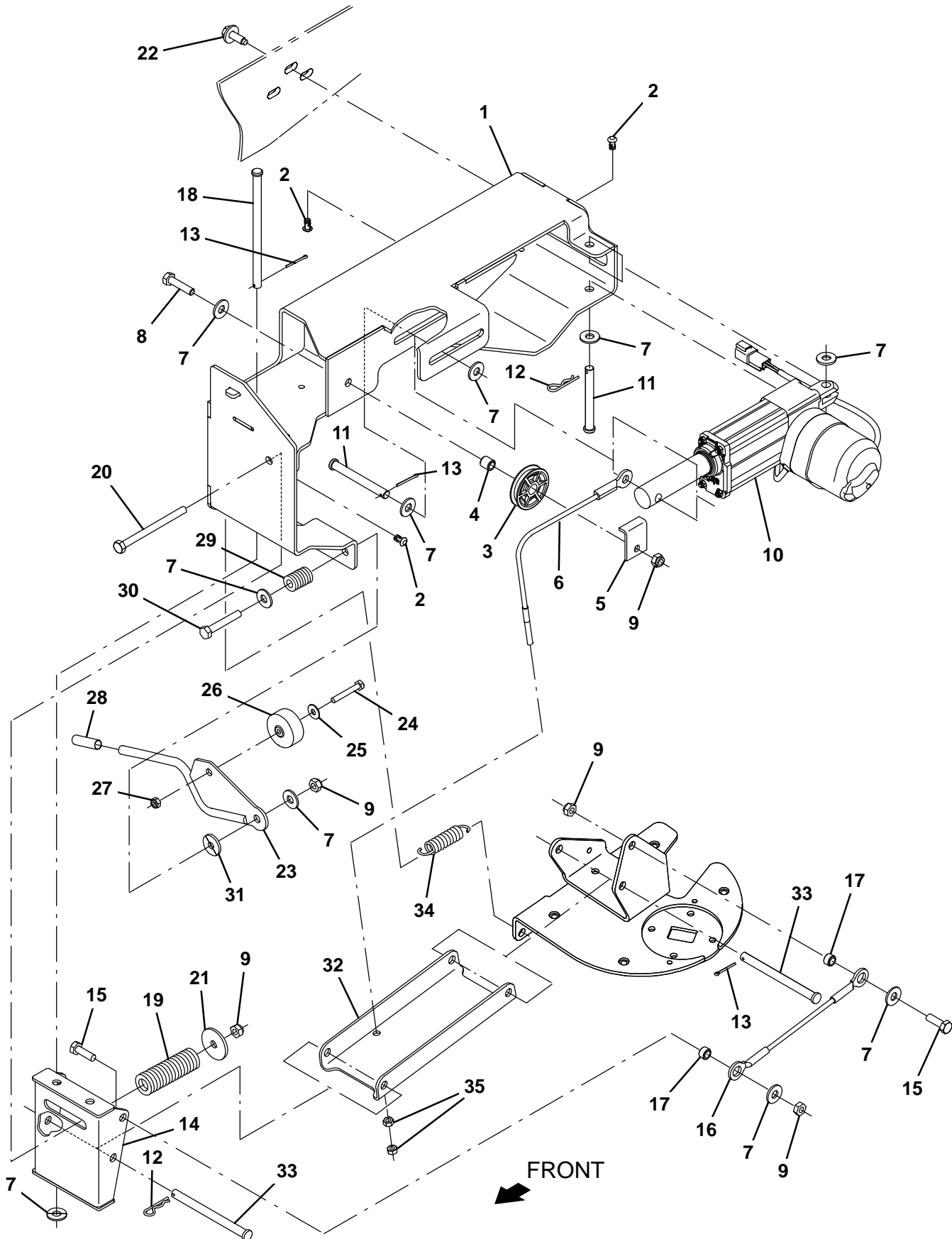


Fig. 17 – Sweeping Side Brush Lift Group, Left Side

Ref.	Part No.	Serial Number	Description	Qty.
1	1207554	(000000-010999)	Housing Wldt, Sba, Lh	1
1	1225423	(011000-)	Housing Wldt, Sba, Lh	1
2	1071085	(000000-)	Clip, Tie, 0.25d, Plstc	3
3	369781	(000000-)	Pulley, Cable, 1.5d Nyl	1
4	222460	(000000-)	Sleeve, P/M, 0.32b 0.50d 0.5l [430ss]	1
5	54400	(000000-)	Bracket, Angle, Keeper, Cable	1
6	1205013	(000000-)	Cable, Ss, .09d 10.35l .38eye/M6-1.0	1
7	01685	(000000-)	Washer, Flat, 0.38b 0.88d .08, Ss	10
8	09023	(000000-)	Screw, Hex, M8 X 1.25 X 35, Fl, Ss	1
9	08713	(000000-)	Nut, Hex, Lock, M8 X 1.25, NI, Ss	5
10	1201500	(000000-)	Actuator, 36vdc, 2.75strk, 450lb	1
11	57598	(000000-)	Pin, Clevis, 0.37d X 3.25l	2
12	44906	(000000-)	Pin, Cotter, Hair, 0.38d .093 Wir	2
13	08179	(000000-)	Pin, Cotter, .094 X 1.00	3
14	1204919	(000000-010999)	Bracket Wldt, Pivot, Sba	1
14	1225425	(011000-)	Bracket Wldt, Pivot, Sba	1
15	09010	(000000-)	Screw, Hex, M8 X 1.25 X 25, Ss	2
16	1204774	(000000-)	Cable, Ss, .09d 7.87l .50eye/.50eye	1
17	222516	(000000-)	Sleeve, P/M, 0.32b 0.50d 0.3l [430ss]	2
18	49924	(000000-)	Pin, Clevis, 0.37d X 6.12l	1
19	1209244	(000000-)	Spring, Compr, .98od 2.5l	1
20	386299	(000000-)	Screw, Hex, M8 X 1.25 X 100, Ss	1
21	379829	(000000-)	Washer, Flat, 0.34b 1.50d .12, Stl, PI	1
22	1037346	(000000-)	Screw, Hex, M8 X 1.25 X 25, 9.8, Sems	3
23	1205016	(000000-)	Lever Wldt, Adj, Sba	1
24	33930	(000000-)	Screw, Hex, M6 X 1.00 X 40, Ss	1
25	01684	(000000-)	Washer, Flat, 0.27b 0.69d .05, Ss	1
26	01847	(000000-)	Wheel, 01.6d 0.72w 0.21b	1
27	08712	(000000-)	Nut, Hex, Lock, M6 X 1.00, NI, Ss	1
28	1208858	(000000-)	Cover, Handle	1
29	81672	(000000-)	Spring, Cmpr, 0.37id X Flat Wir, 1.0l	1
30	49694	(000000-)	Screw, Hex, M8 X 1.25 X 50, Ss	1
31	1017218	(000000-)	Washer, Flat, 0.32b 1.00d .12, Ss	1
32	1204396	(000000-)	Bracket, Arm, Sba	1
33	59672	(000000-)	Pin, Clevis, 0.37d X 4.50l	2
34	15047	(000000-)	Spring, Extn, 0.62od 0.08wir 03.0l	1
35	07785	(000000-)	Nut, Hex, Std, M6 X 1.00, Ss	2

Fig. 18 – Sweeping Side Brush Electrical Group

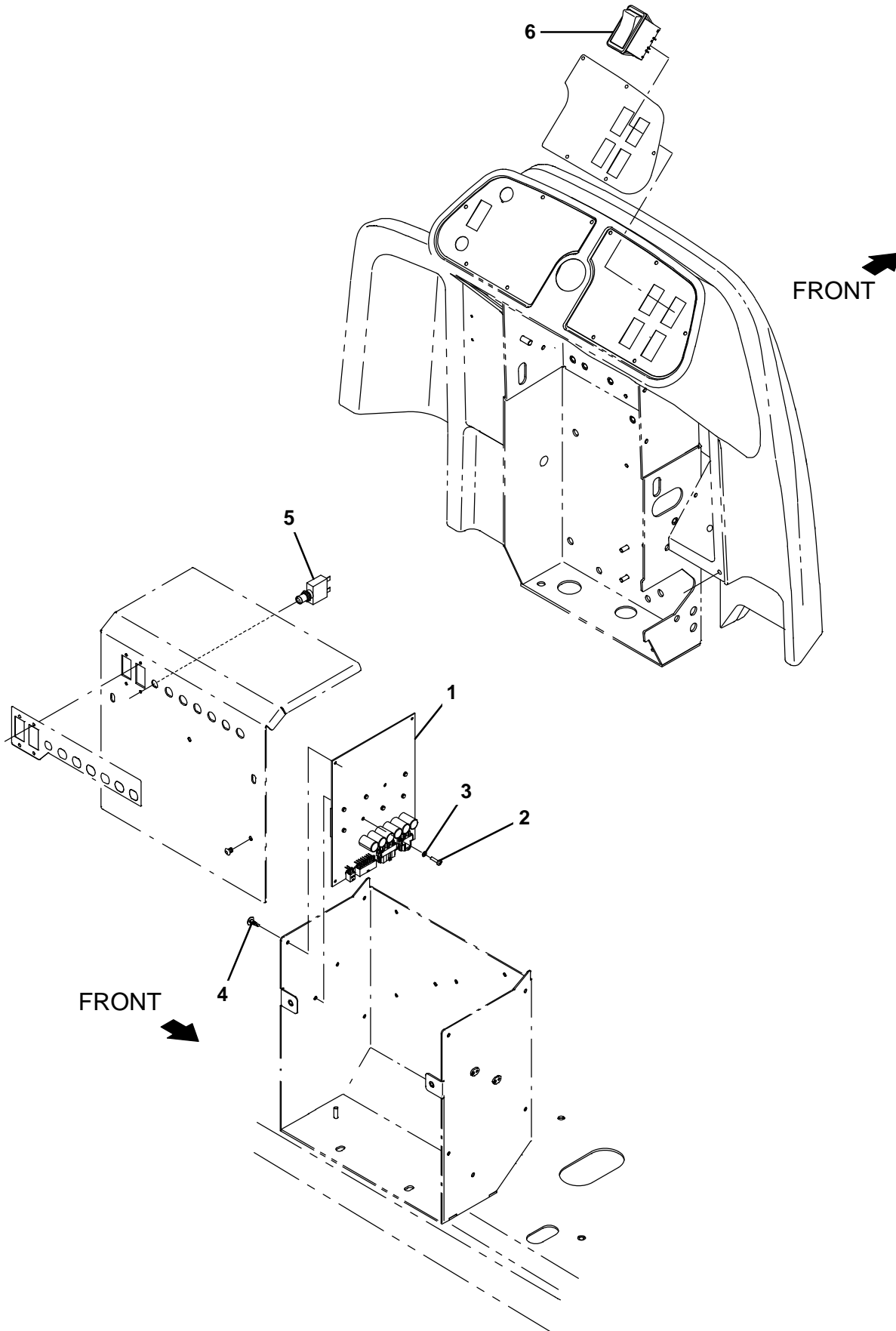


Fig. 18 – Sweeping Side Brush Electrical Group

Ref.	Part No.	Serial Number	Description	Qty.
1	9020229	(000000–) Circuit Board Kit, H20, Afmkt [T17]	1
2	06926	(000000–) Screw, Pan, Phl, M4 X 0.70 X 10, 4.8	2
3	1202860	(000000–) Washer, Flat, 0.17b 0.31d .03, Nyl	2
4	1210399	(000000–) Stand-Off, Circuitboard [0.25"]	4
5	383723	(000000–) Circuitbreaker, 20.0a, Resetable	1
6	397889	(000000–) Switch, Rocker, Dpst, On / None / On	1

Fig. 19 – Sweeping Side Brush Wire Harness Group

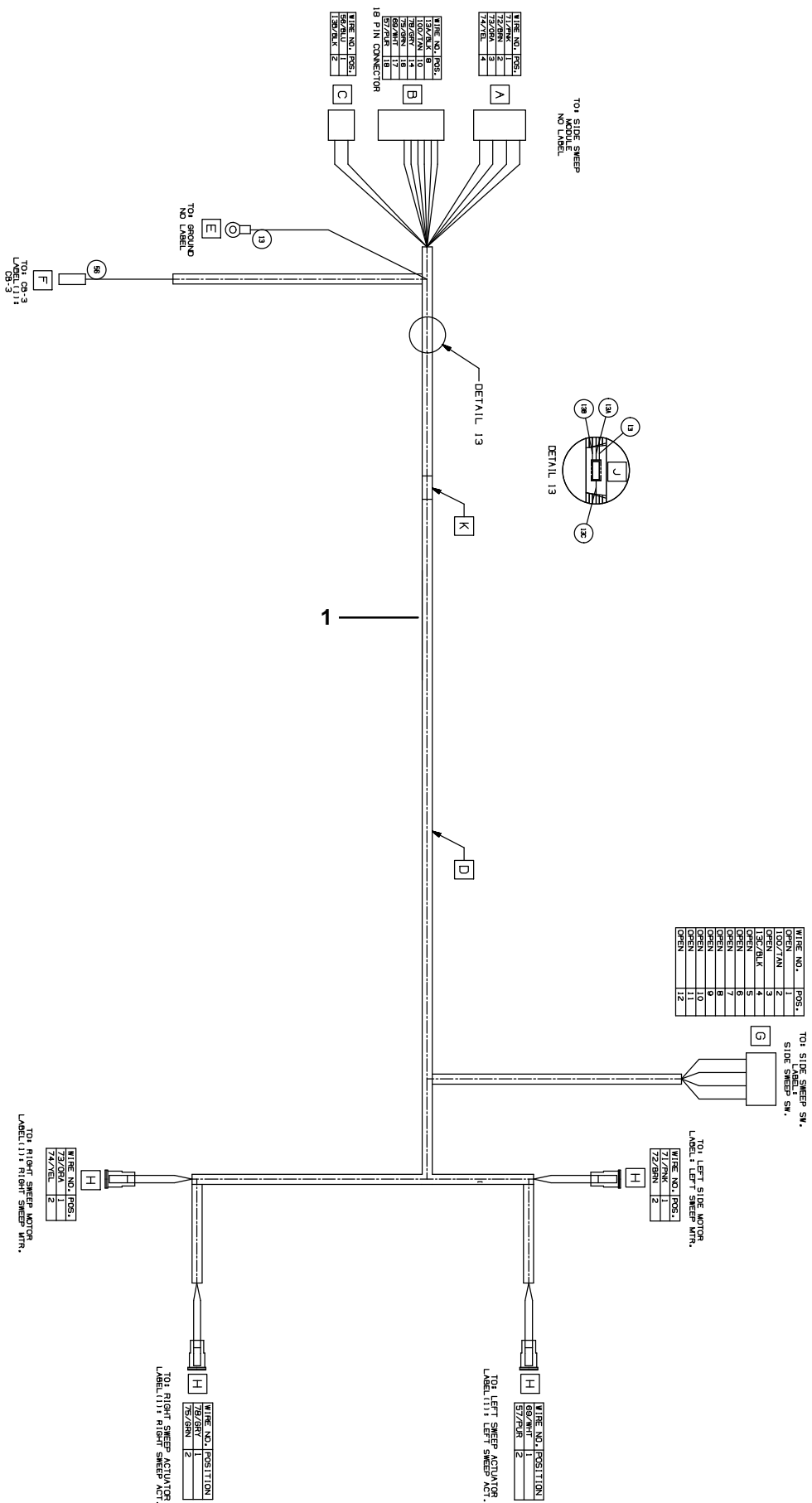


Fig. 19 – Sweeping Side Brush Wire Harness Group

Ref.	Part No.	Serial Number	Description	Qty.
1	1072992	(000000-) Harness, Ele , [Side Sweep, T17]	1

Fig. 20 – Pre-Sweep Hopper Cover Group

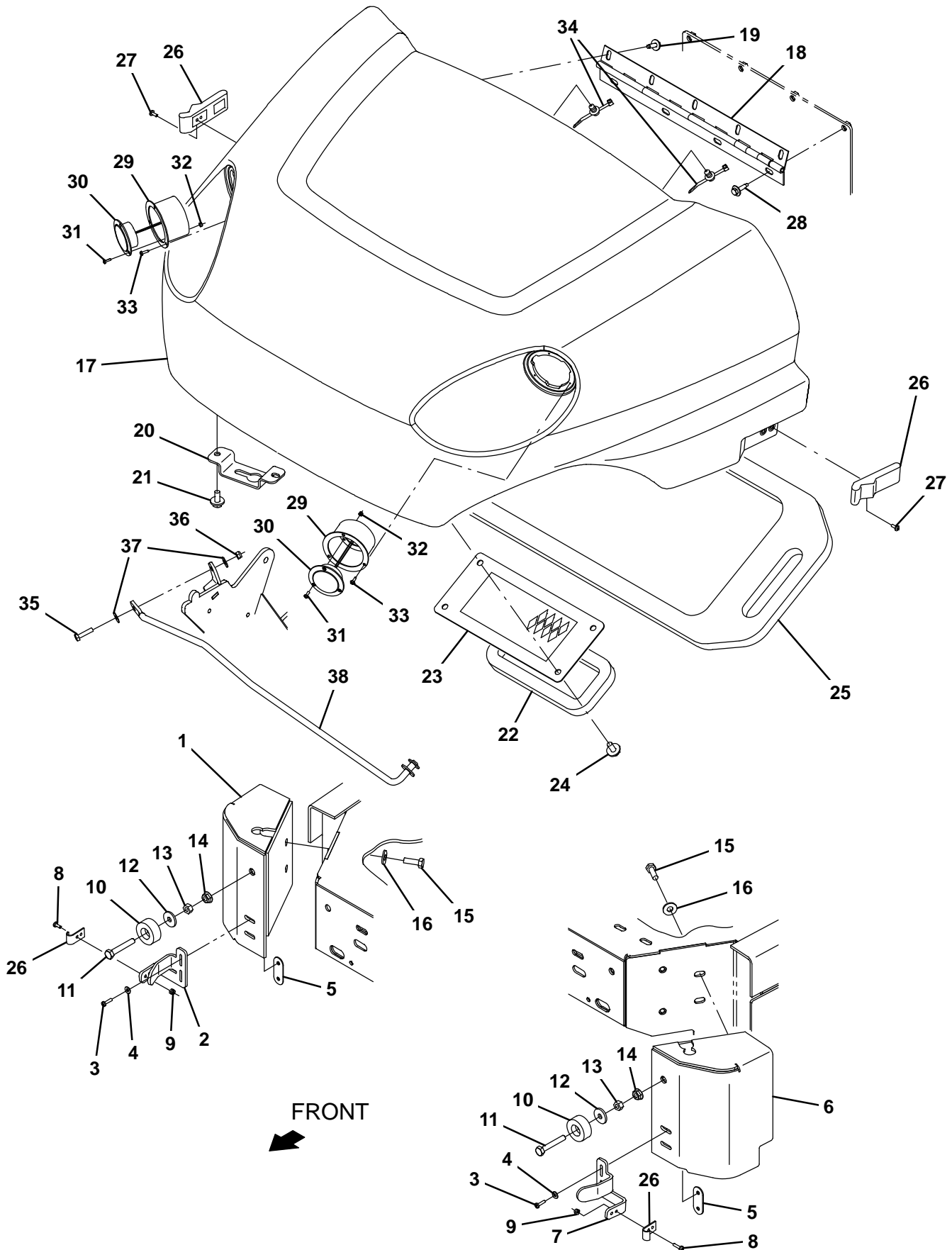


Fig. 20 – Pre-Sweep Hopper Cover Group

Ref.	Part No.	Serial Number	Description	Qty.	
1	1209119	(000000–) Bracket Wldt, Corner, Rh	1	
2	1207119	(000000–) Bracket, Latch, Rh	1	
3	06927	(000000–) Screw, Pan, Phl, M4 X 0.70 X 16, 4.8	4	
4	19065	(000000–) Washer, Flat, 0.19b 0.44d .05, Pl, 08	8	
5	1211929	(000000–) Plate Wldt, Nut, M4	2	
6	1209140	(000000–) Bracket Wldt, Corner, Lh	1	
7	1207123	(000000–) Bracket, Latch, Lh	1	
8	06927	(000000–) Screw, Pan, Phl, M4 X 0.70 X 16, 4.8	4	
9	02850	(000000–) Nut, Hex, Lock, M4 X 0.70, NI	4	
10	364614	(000000–) Bumper, Rbr, 1.5d 0.63 0.31h	2	
11	33401	(000000–) Screw, Hex, M8 X 1.25 X 50, Fl, Ss	2	
12	1017218	(000000–) Washer, Flat, 0.32b 1.00d .12, Ss	2	
13	07786	(000000–) Nut, Hex, Std, M8 X 1.25, Ss	2	
14	07791	(000000–) Nut, Hex, Flng, M8 X 1.25	2	
15	09010	(000000–) Screw, Hex, M8 X 1.25 X 25, Ss	4	
16	01686	(000000–) Washer, Flat, 0.44b 1.00d .08, Ss	4	
▽	9020220	(000000–) Cover, Preswp, Afmkt [T17]	1	
▲	17	1207151	(000000–) Cover, Presweep (As Trimmed) [T17]	1
▲	18	603268	(000000–) Hinge, .25pin .07 2.5w 16.0l, PI	1
▲	19	1040467	(000000–) Screw, Hex, M6 X 1.00 X 20, 9.8, Sems	5
▲	20	1207041	(000000–) Bracket, Catch, Cover, Saftey Rod	1
▲	21	1020341	(000000–) Screw, Hex, M8 X 1.25 X 20, Ss, Sems	2
▲	22	1058477	(000000–) Gasket, .75, 03.94w 08.58l, Adh[Nitrile]	1
▲	23	1058451	(000000–) Plate Wldt, Screen, Hppr	1
▲	24	1020341	(000000–) Screw, Hex, M8 X 1.25 X 20, Ss, Sems	4
▲	25	1058901	(000000–) Gasket, Box, Filter	1
▲	26	49800	(000000–) Latch W/ Keeper	2
▲	27	49697	(000000–) Screw, Pan, Phl, M4 X 0.70 X 10, Ss	4
▲	28	1036892	(000000–) Screw, Hex, M6 X 1.00 X 25, 9.8, Sems	4
▲	29	1060784	(000000–) Bracket Wldt, Mtg, Headlight	2
▲	30	9008182	(000000–) Light Assy, Pre-Sweep, Afmkt	2
▲	31	06920	(000000–) Screw, Pan, Phl, M3 X 0.50 X 10, 4.8	6
▲	32	579211	(000000–) Nut, Hex, Lock, M3 X 0.50, NI, Ss	6
▲	33	222267	(000000–) Screw, Pan, Phl, 06–20 X 0.50, Fmg/Ab	6
▲	34	1210807	(000000–) Wire, Tie [W/.25" Fir Tree Clip]	3
	35	09007	(000000–) Screw, Hex, M6 X 1.00 X 25, Ss	1
	36	08708	(000000–) Nut, Hex, Lock, M6 X 1.00, NI	1
	37	01684	(000000–) Washer, Flat, 0.27b 0.69d .05, Ss	2
	38	1208394	(000000–) Rod Wldt, Safety, Hopper Cover	1

Fig. 21 – Pre-Sweep Hopper and Vacuum Fan Group

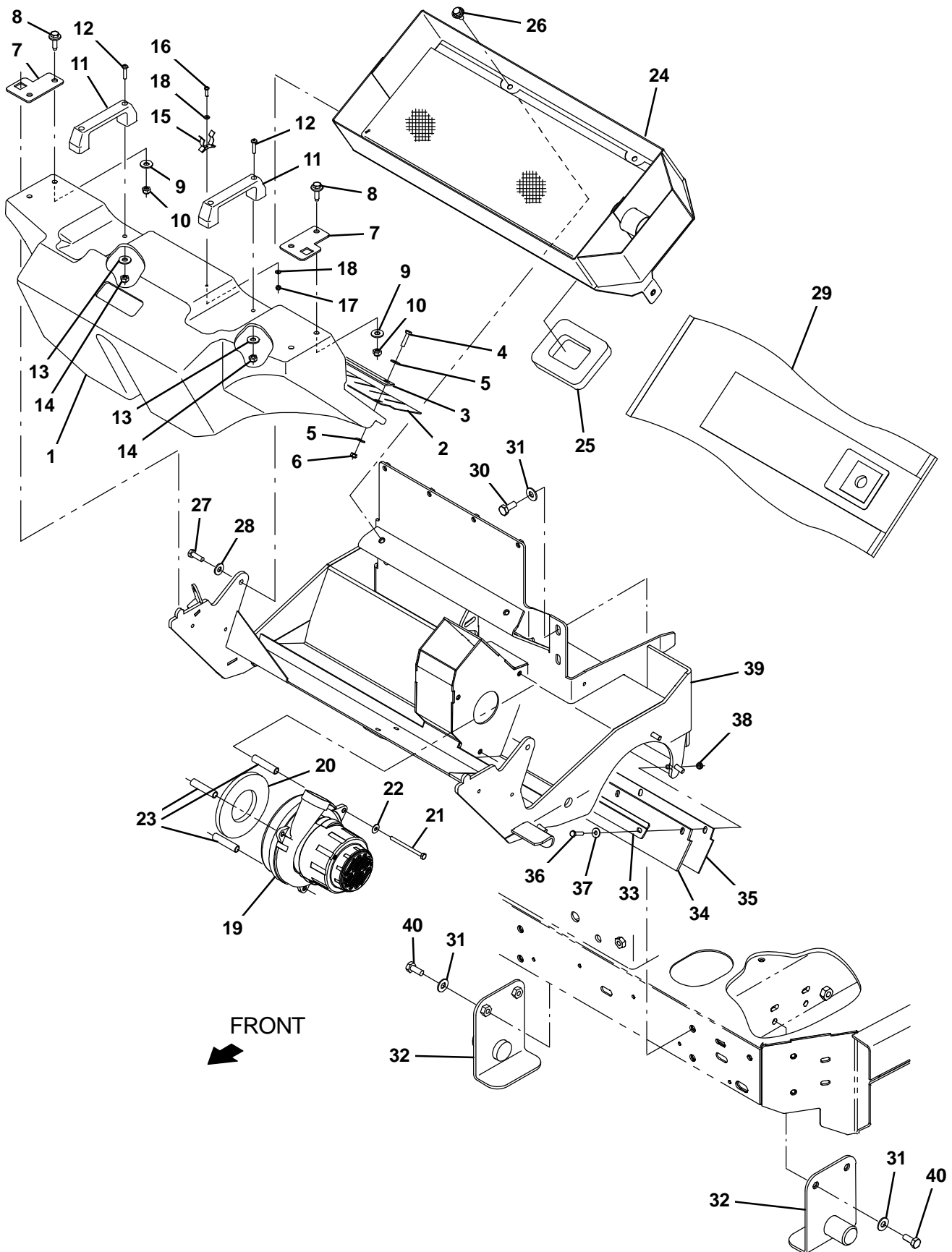


Fig. 21 – Pre-Sweep Hopper and Vacuum Fan Group

Ref.	Part No.	Serial Number	Description	Qty.
▽	9020219	(000000–) Hopper, Preswp, Afmkt [T17]	1
▲	1 1207550	(000000–) Hopper, Pre-Sweep, Rm-Cptl, Trimmed	1
▲▽	9020255	(000000–) Skirt Kit, Hopper, Preswp, Afmkt [T17]	1
▲▲	2 1205547	(000000–) Skirt, Neo, .06, 04.88w 28.26l 05/SI	1
▲▲	3 1205550	(000000–) Plate, Retainer, Skirt	1
▲▲	4 09007	(000000–) Screw, Hex, M6 X 1.00 X 25, Ss	5
▲▲	5 01684	(000000–) Washer, Flat, 0.27b 0.69d .05, Ss	10
▲▲	6 08712	(000000–) Nut, Hex, Lock, M6 X 1.00, NI, Ss	5
▲	7 1205619	(000000–) Angle, Mtg, Hopper	2
▲	8 1037354	(000000–) Screw, Hex, M8 X 1.25 X 30, 9.8, Sems	4
▲	9 32491	(000000–) Washer, Flat, 0.31, Std	4
▲	10 08709	(000000–) Nut, Hex, Lock, M8 X 1.25, NI	4
▲	11 1023920	(000000–) Handle, Door	2
▲	12 06935	(000000–) Screw, Pan, Phl, M5 X 0.80 X 25, 4.8	4
▲	13 41178	(000000–) Washer, Flat, 0.25, Fendr	4
▲	14 06549	(000000–) Nut, Hex, Lock, M5 X 0.80, NI	4
▲	15 23446	(000000–) Clip, Grip, Finger, 0.31–0.75d, Nk PI	1
▲	16 06927	(000000–) Screw, Pan, Phl, M4 X 0.70 X 16, 4.8	1
▲	17 02850	(000000–) Nut, Hex, Lock, M4 X 0.70, NI	1
▲	18 19064	(000000–) Washer, Flat, 0.16b 0.38d .05, PI, 06	2
▽	9020256	(000000–) Vac Fan Kit, W/Seal [T17]	1
▲▽	19 1200149	(000000–) Fan, Vacuum, 6.6d, 036vdc, 1 Stage [Bpt]	1
▲▲	1206774	(000000–) Brush Kit, Motor, Fan	1
▲	20 10912	(000000–) Seal, Rbr, Clsd, 0.375, 5.0d 2.5h	1
▲	21 391434	(000000–) Screw, Hex, M6 X 1.00 X 80, Ss	3
▲	22 01684	(000000–) Washer, Flat, 0.27b 0.69d .05, Ss	3
▲	23 81719	(000000–) Tube, 0.38id 0.50od 02.2l, Stl, PI	3
	24 1204954	(000000–) Filterbox Wldt, Presweep	1
	25 1058695	(000000–) Gasket, .75, 03.94w 04.92l, Adh[Nitrile]	1
	26 1020341	(000000–) Screw, Hex, M8 X 1.25 X 20, Ss, Sems	2
	27 09010	(000000–) Screw, Hex, M8 X 1.25 X 25, Ss	2
	28 01685	(000000–) Washer, Flat, 0.38b 0.88d .08, Ss	2
	29 1067452	(000000–) Bag, Vacuum, Paper [1pick=1pkg(=10pc)]	1
	30 09028	(000000–) Screw, Hex, M10 X 1.50 X 25, Ss	4
	31 01686	(000000–) Washer, Flat, 0.44b 1.00d .08, Ss	8
	32 1205593	(000000–) Bracket Wldt, Mount	2
	33 1205550	(000000–) Plate, Retainer, Skirt	1
	34 1207269	(000000–) Skirt, Neo, .19, 03.62w 28.12l 05/SI	1
	35 1207484	(000000–) Skirt, Neo, .06, 03.62w 28.12l 05/SI	1
	36 09007	(000000–) Screw, Hex, M6 X 1.00 X 25, Ss	5
	37 01684	(000000–) Washer, Flat, 0.27b 0.69d .05, Ss	5
	38 08712	(000000–) Nut, Hex, Lock, M6 X 1.00, NI, Ss	5
	39 1205402	(000000–) Frame Wldt, Brush, Pre-Sweep	1
	40 12317	(000000–) Screw, Hex, M10 X 1.50 X 30, Ss	4

Fig. 22 - Pre-Sweep Brush Drive Group

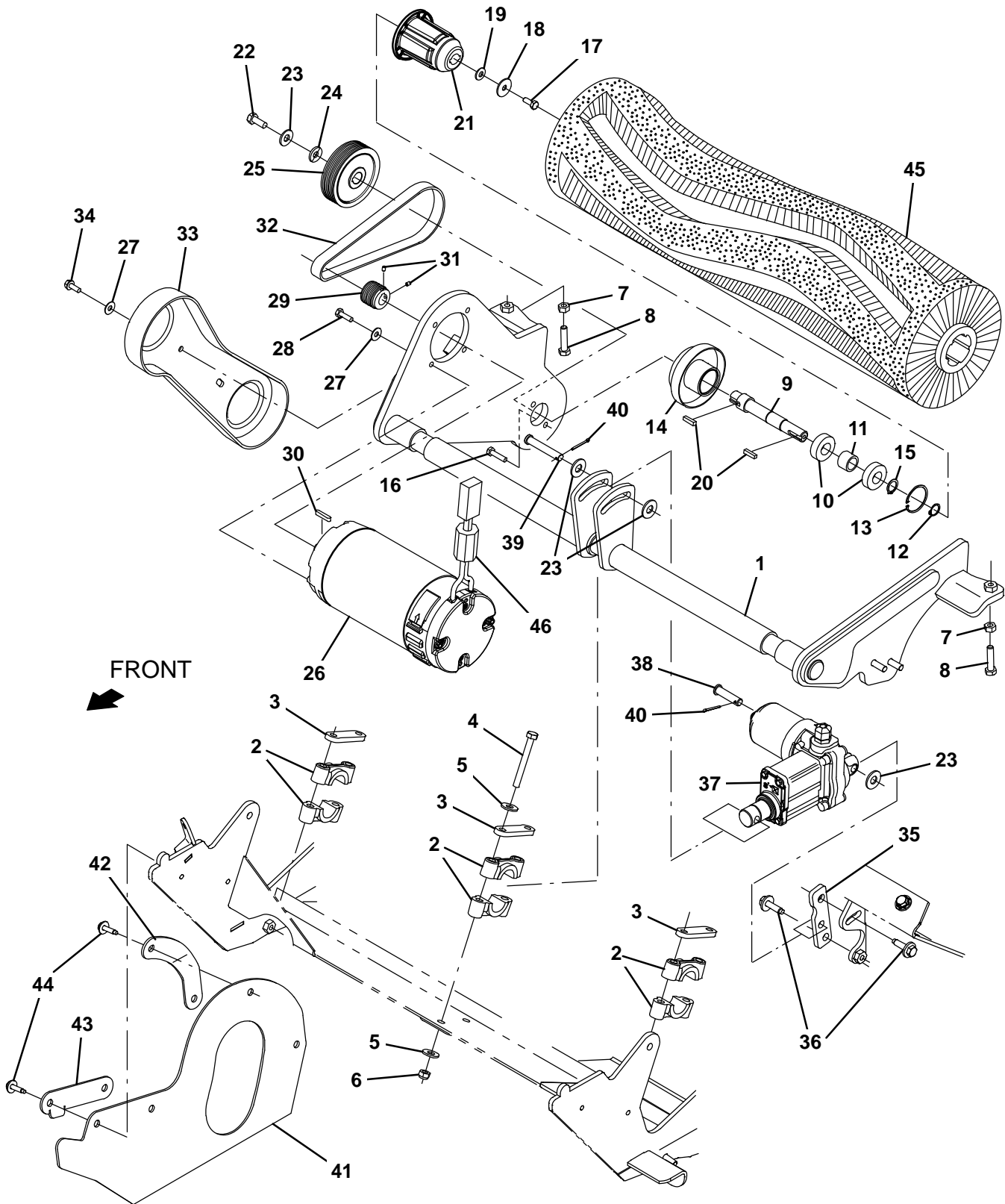


Fig. 22 – Pre-Sweep Brush Drive Group

Ref.	Part No.	Serial Number	Description	Qty.
1	1205565	(000000–) Arm Wldt, Brush	1
2	381502	(000000–) Bearing, Split, 1.00b	6
3	382224	(000000–) Plate, Sppt	3
4	09767	(000000–) Screw, Hex, M8 X 1.25 X 70, Ss	6
5	32491	(000000–) Washer, Flat, 0.31, Std	12
6	08713	(000000–) Nut, Hex, Lock, M8 X 1.25, NI, Ss	6
7	07786	(000000–) Nut, Hex, Std, M8 X 1.25, Ss	2
8	09023	(000000–) Screw, Hex, M8 X 1.25 X 35, Fl, Ss	2
9	1211399	(000000–) Shaft, Drive, Pre-Sweep, Lrg Brg	1
10	28010	(000000–) Bearing, Ball, 0.62b 1.38d 0.43w	2
11	1055051	(000000–) Spacer, Brg	1
12	01516	(000000–) Ring, Retaining, Ext, 0.59d, Basic	1
13	18136	(000000–) Ring, Retaining, Ext, 0.62d, Basic	1
14	1063363	(000000–) Housing Wldt, Brg, Pre-Sweep	1
15	01513	(000000–) Ring, Retaining, Int,	1
16	09007	(000000–) Screw, Hex, M6 X 1.00 X 25, Ss	2
17	11329	(000000–) Screw, Hex, M6 X 1.00 X 16, NI, Ss	1
18	397779	(000000–) Washer, Flat, 0.28b 1.00d .06, Stl, Blk	1
19	41185	(000000–) Washer, Flat, Belleville, .25	1
20	00911	(000000–) Key, Sq, 0.19 X 0.19, 0.75l	2
21	12269	(000000–) Plug, Drive, Brush, Nyl	1
22	09740	(000000–) Screw, Hex, M8 X 1.25 X 20, Ss	1
23	01686	(000000–) Washer, Flat, 0.44b 1.00d .08, Ss	4
24	41186	(000000–) Washer, Flat, Belleville, .31	1
25	1054591	(000000–) Sheave, 07grv, 03.3pd 0.63b [Pj]	1
26	1053342	(000000–) Motor, Ele, 36vdc 1750rpm 1.00hp 22.0a	1
27	01684	(000000–) Washer, Flat, 0.27b 0.69d .05, Ss	6
28	08716	(000000–) Screw, Hex, M6 X 1.00 X 20, Ss	4
29	1054581	(000000–) Sheave, 07grv, 1.22pd 0.55b [Pj]	1
30	1014328	(000000–) Key, Sq, 05mm X 05mm, 25mml	1
31	222818	(000000–) Screw, Set, Soc, 08–32 X 0.25, NI	2
32	9020257	(000000–) Belt Kit, Preswp, Afmkt [T17]	1
33	1059308	(000000–) Cover, Belt, Pre-Sweep	1
34	361339	(000000–) Screw, Hex, M6 X 1.00 X 16, Fmg	2
35	1209802	(000000–) Bracket Wldt, Adj, Actuator	1
36	1037354	(000000–) Screw, Hex, M8 X 1.25 X 30, 9.8, Sems	2
37	1208772	(000000–) Actuator, 36vdc, 2.08strk, 500lbs	1
38	1009356	(000000–) Pin, Clevis, 10mmd X 040mml	1
39	222260	(000000–) Pin, Clevis, 0.37d X 2.25l	1
40	08170	(000000–) Pin, Cotter, .062 X 0.50	2
41	1207488	(000000–) Skirt, Rbr, .12, 09.11w 16.61l, 05/Hole	1
42	1207486	(000000–) Plate, Retainer, Skirt, Rh, Curved	1
43	1207487	(000000–) Plate, Retainer, Skirt, Rh, Straight	1
44	1036892	(000000–) Screw, Hex, M6 X 1.00 X 25, 9.8, Sems	4
45	1211934	(000000–) Brush, Swp, 28l, Wedge, Pyp, Spl	1
46	1052126	(000000–) Inductor, 12.7Mm [156 Imp At 25Mhz]	1

Fig. 23 – Pre-Sweep Brush Idler Group

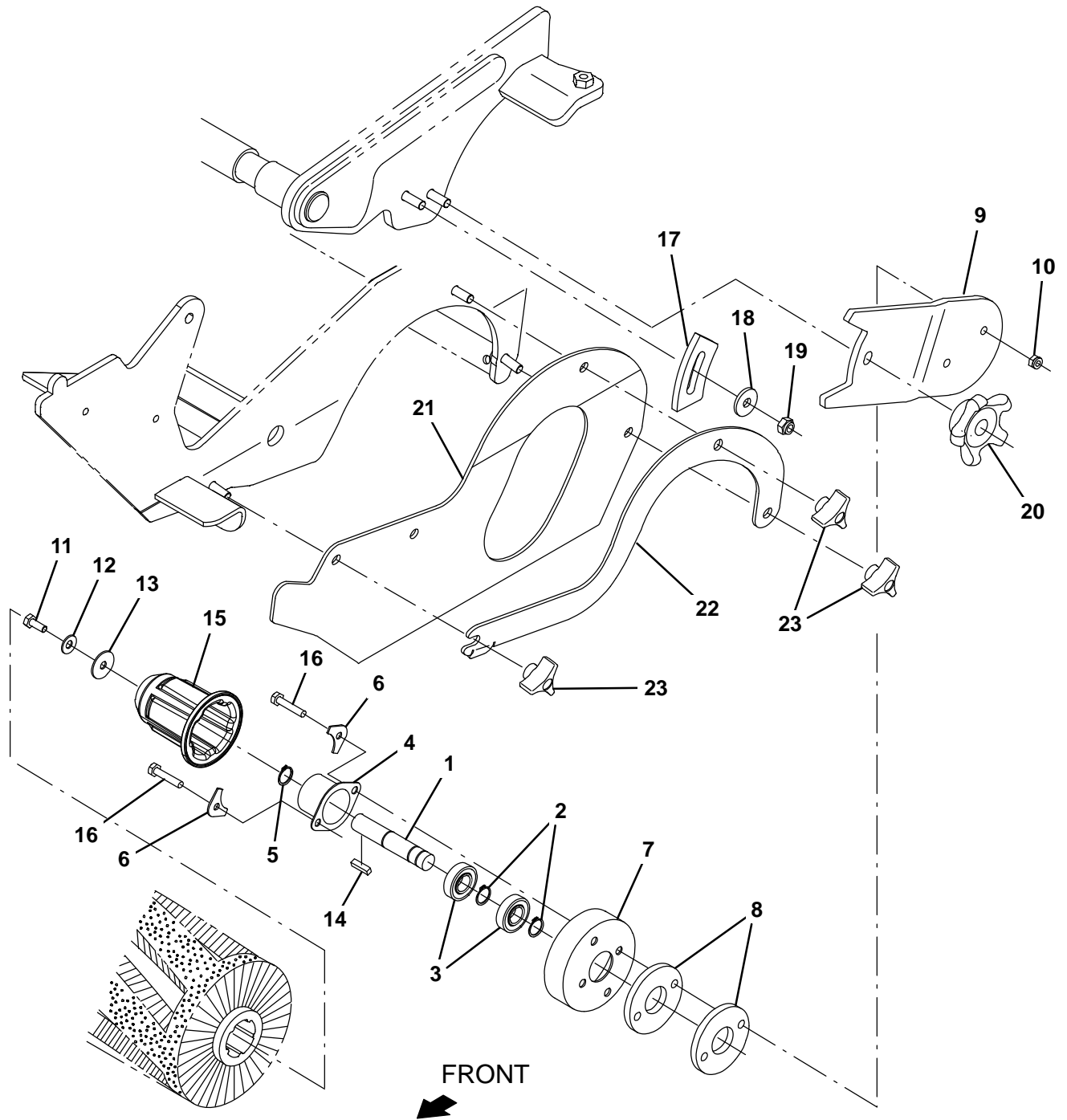


Fig. 23 – Pre-Sweep Brush Idler Group

Ref.	Part No.	Serial Number	Description	Qty.
▽	48749	(000000–) Bearing Assy, W/Shaft	1
▲	1 15522	(000000–) Shaft, Idler, Brush, Main	1
▲	2 01516	(000000–) Ring, Retaining, Ext, 0.59d, Basic	2
▲	3 41360	(000000–) Bearing, Ball, 0.59b 1.26d 0.35w[2seal]	2
▲	4 41362	(000000–) Housing, Flng, Brg	1
▲	5 86773	(000000–) Ring, Retaining, Ext, 0.59d, Basic	1
	6 32408	(000000–) Plate, Hold-Down	2
	7 32720	(000000–) Shield, Plug, Drive	1
	8 392215	(000000–) Spacer, Arm, Brush	2
	9 1056189	(000000–) Arm, Brush, Pre-Sweep, Idler, Lh	1
	10 08708	(000000–) Nut, Hex, Lock, M6 X 1.00, NI	2
	11 11329	(000000–) Screw, Hex, M6 X 1.00 X 16, NI, Ss	1
	12 41185	(000000–) Washer, Flat, Belleville, .25	1
	13 397779	(000000–) Washer, Flat, 0.28b 1.00d .06, Stl, Blk	1
	14 00911	(000000–) Key, Sq, 0.19 X 0.19, 0.75l	1
	15 12269	(000000–) Plug, Drive, Brush, Nyl	1
	16 1040803	(000000–) Screw, Hex, M6 X 1.00 X 30mm, Ss	2
	17 81884	(000000–) Plate, Arm, Adj	1
	18 1017218	(000000–) Washer, Flat, 0.32b 1.00d .12, Ss	1
	19 08713	(000000–) Nut, Hex, Lock, M8 X 1.25, NI, Ss	1
	20 1054948	(000000–) Knob Assy, Star, 3.21d 5ear M8	1
	21 1207488	(000000–) Skirt, Rbr, .12, 09.11w 16.61l, 05/Hole	1
	22 1207485	(000000–) Plate, Retainer, Skirt, Lh	1
	23 222470	(000000–) Knob, Star, 1.50d 0.88l 3ear M8x1.25 Fem	3

Fig. 24 – Pre-Sweep Side Brush Group

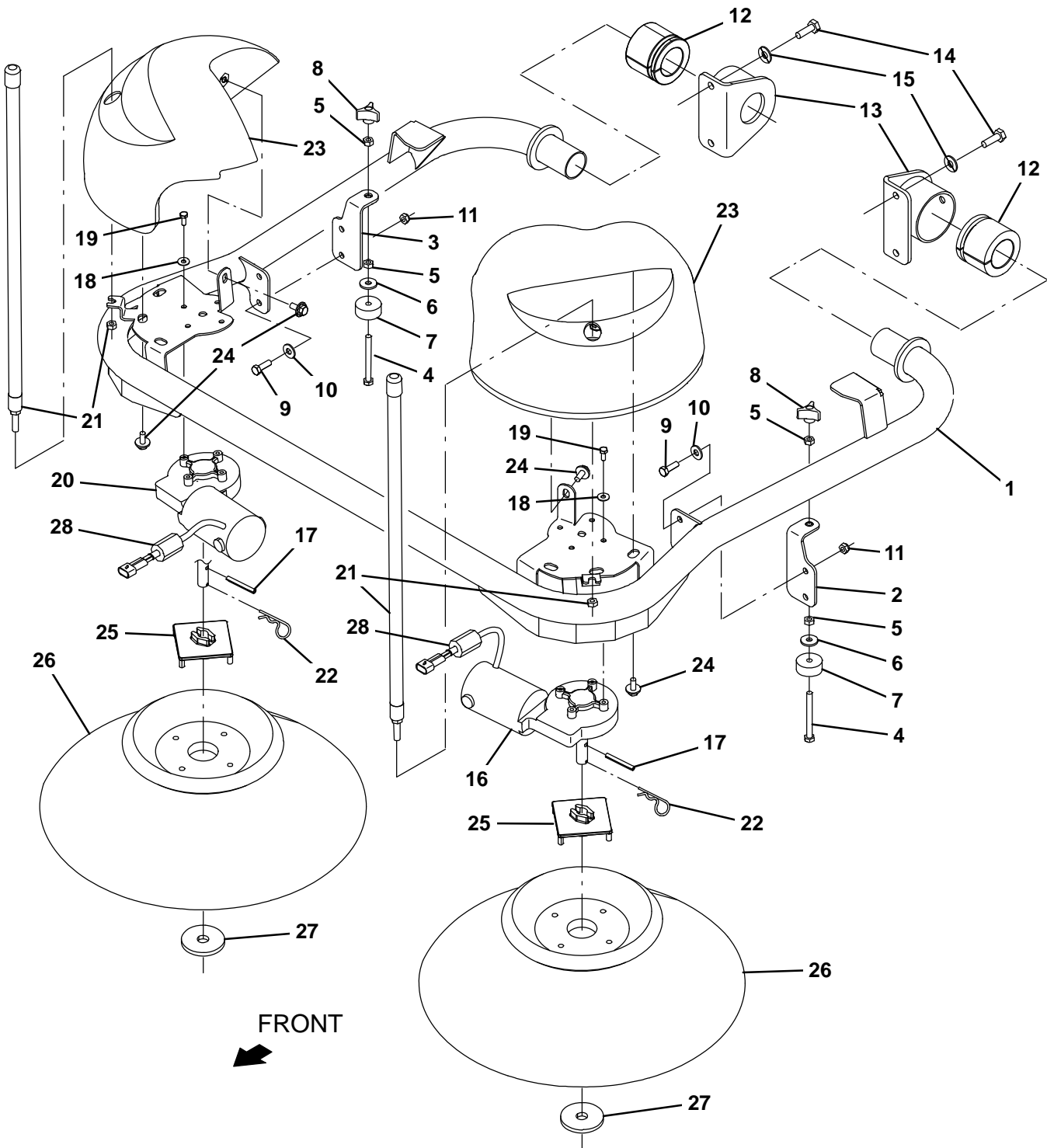


Fig. 24 – Pre-Sweep Side Brush Group

Ref.	Part No.	Serial Number	Description	Qty.
1	1205449	(000000–) Tube Wldt, Arm, Brush, Side	1
2	1207045	(000000–) Bracket Wldt, Brush, Adj, Lh	1
3	1207047	(000000–) Bracket Wldt, Brush, Adj, Rh	1
4	1060394	(000000–) Screw, Hex, M8 X 1.25 X 80, Fl, Ss	2
5	07786	(000000–) Nut, Hex, Std, M8 X 1.25, Ss	4
6	1017218	(000000–) Washer, Flat, 0.32b 1.00d .12, Ss	2
7	364614	(000000–) Bumper, Rbr, 1.5d 0.63 0.31h	2
8	222470	(000000–) Knob, Star, 1.50d 0.88l 3ear M8x1.25 Fem	2
9	09010	(000000–) Screw, Hex, M8 X 1.25 X 25, Ss	4
10	01685	(000000–) Washer, Flat, 0.38b 0.88d .08, Ss	4
11	08713	(000000–) Nut, Hex, Lock, M8 X 1.25, NI, Ss	4
12	1053815	(000000–) Bushing, Flex, Ure	2
13	1060210	(000000–) Housing Wldt, Pivot	2
14	12317	(000000–) Screw, Hex, M10 X 1.50 X 30, Ss	4
15	01686	(000000–) Washer, Flat, 0.44b 1.00d .08, Ss	4
16	1212823	(000000–) Motor, Ele, 36vdc 0.08hp 0068rpm Gear Lh	1
17	11398	(000000–) Pin, Roll, .250d X 2.00l, .250/.256	2
18	01684	(000000–) Washer, Flat, 0.27b 0.69d .05, Ss	8
19	11329	(000000–) Screw, Hex, M6 X 1.00 X 16, NI, Ss	8
20	1212824	(000000–) Motor, Ele, 36vdc 0.08hp 0068rpm Gear Rh	1
21	1211837	(000000–) Marker, Corner	2
22	02942	(000000–) Pin, Hair, Cotter, 0.62d .120 Wir	2
23	9020221	(000000–) Cover, Motor, Preswp, Afmkt [T17]	2
24	1020341	(000000–) Screw, Hex, M8 X 1.25 X 20, Ss, Sems	8
25	1017441	(000000–) Plate, Adapter, Brush	2
26	87419	(000000–) Brush, Disk, Swp, 19.0d, Pyp	2
27	1017802	(000000–) Washer, Flat, 0.66b 2.50d .19, Ss	2
28	1213802	(000000–) Inductor, Ferrite [spit Case, 220@100Hz]	2

Fig. 25 – Pre-Sweep Electrical Group

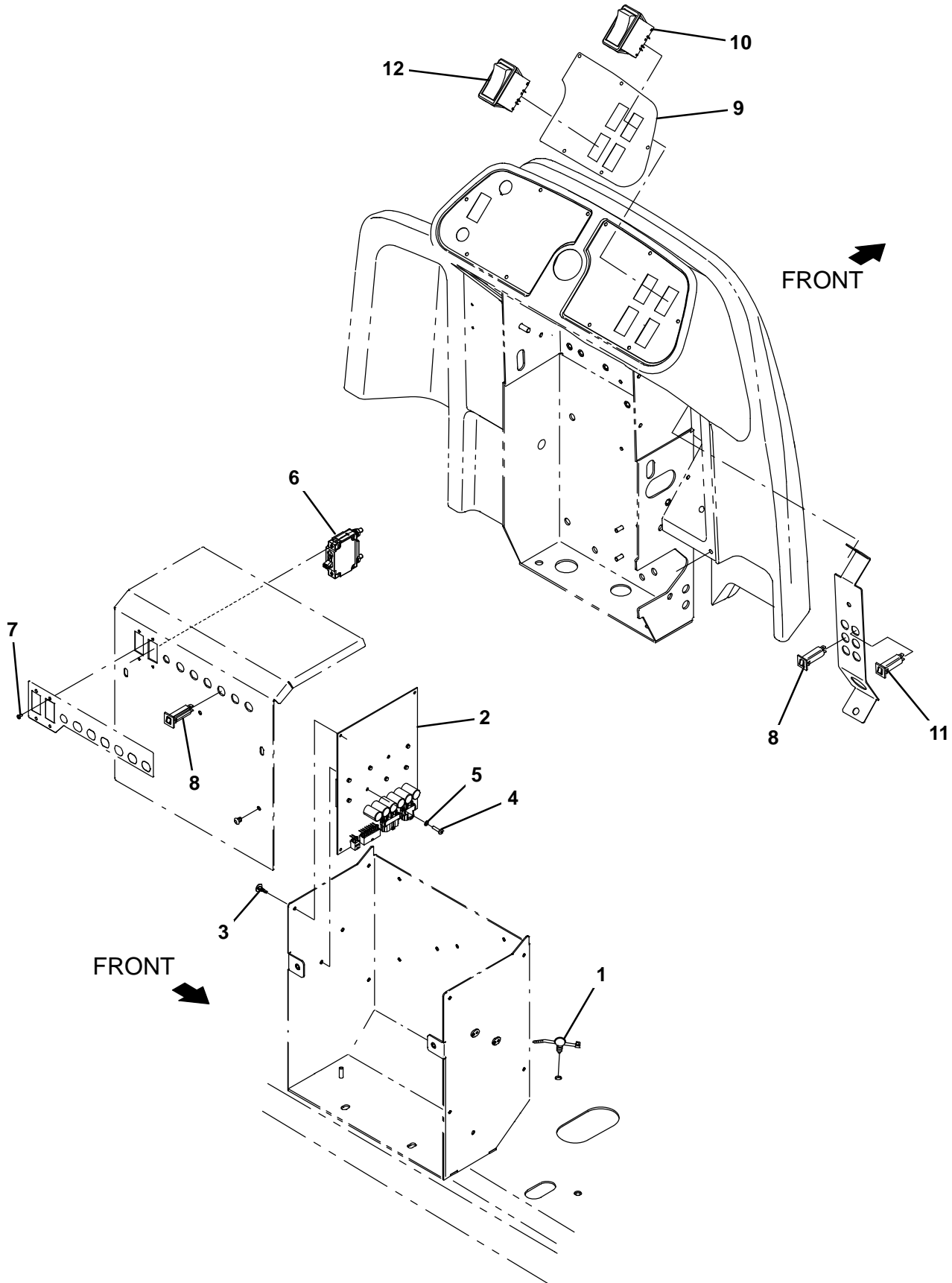


Fig. 25 – Pre-Sweep Electrical Group

Ref.	Part No.	Serial Number	Description	Qty.
1	1210807	(000000–) Wire, Tie [W/.25" Fir Tree Clip]	6
2	9020229	(000000–) Circuit Board Kit, H2o, Afmkt [T17]	1
3	1210399	(000000–) Stand-Off, Circuitboard [0.25"]	4
4	06926	(000000–) Screw, Pan, Phl, M4 X 0.70 X 10, 4.8	2
5	1202860	(000000–) Washer, Flat, 0.17b 0.31d .03, Nyl	2
6	1210969	(000000–) Circuitbreaker, 50.0a, Resetable	1
7	06919	(000000–) Screw, Pan, Phl, M3 X 0.50 X 6, 4.8	2
8	1064184	(000000–) Circuitbreaker, 02.5a, Resetable	2
9	1208217	(000000–) Label, Opertnl, Console, Rh, W/Pre-Sweep	1
10	1207284	(000000–) Switch, Rocker [Mom,Off,Mom, Dual Led]	1
11	1064188	(000000–) Circuitbreaker, 15.0a, Resetable	1
12	377084	(000000–) Switch, Rocker, Prgrsv	1

Fig. 26 – Pre-Sweep Wire Harnesses Group

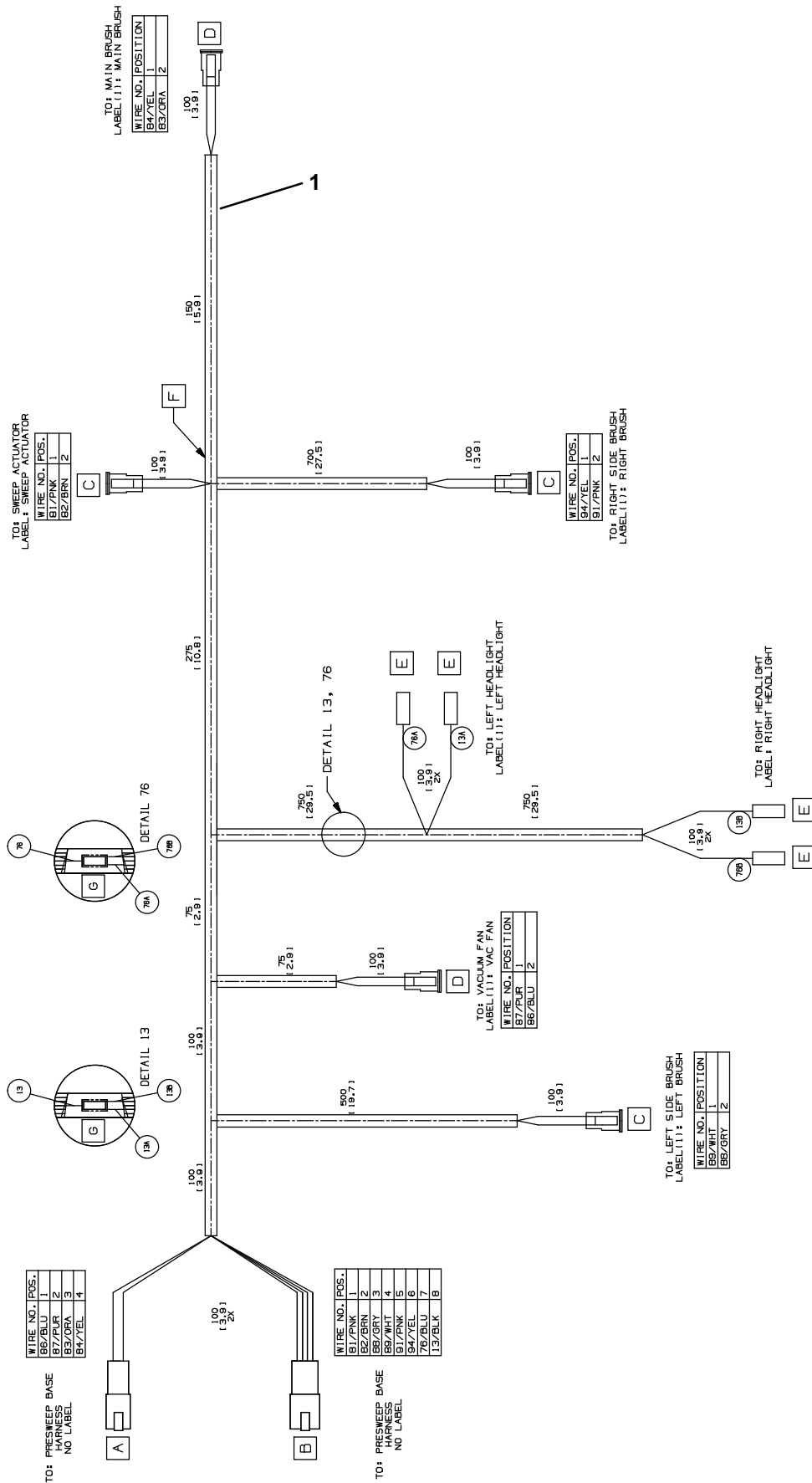


Fig. 26 - Pre-Sweep Wire Harness Group

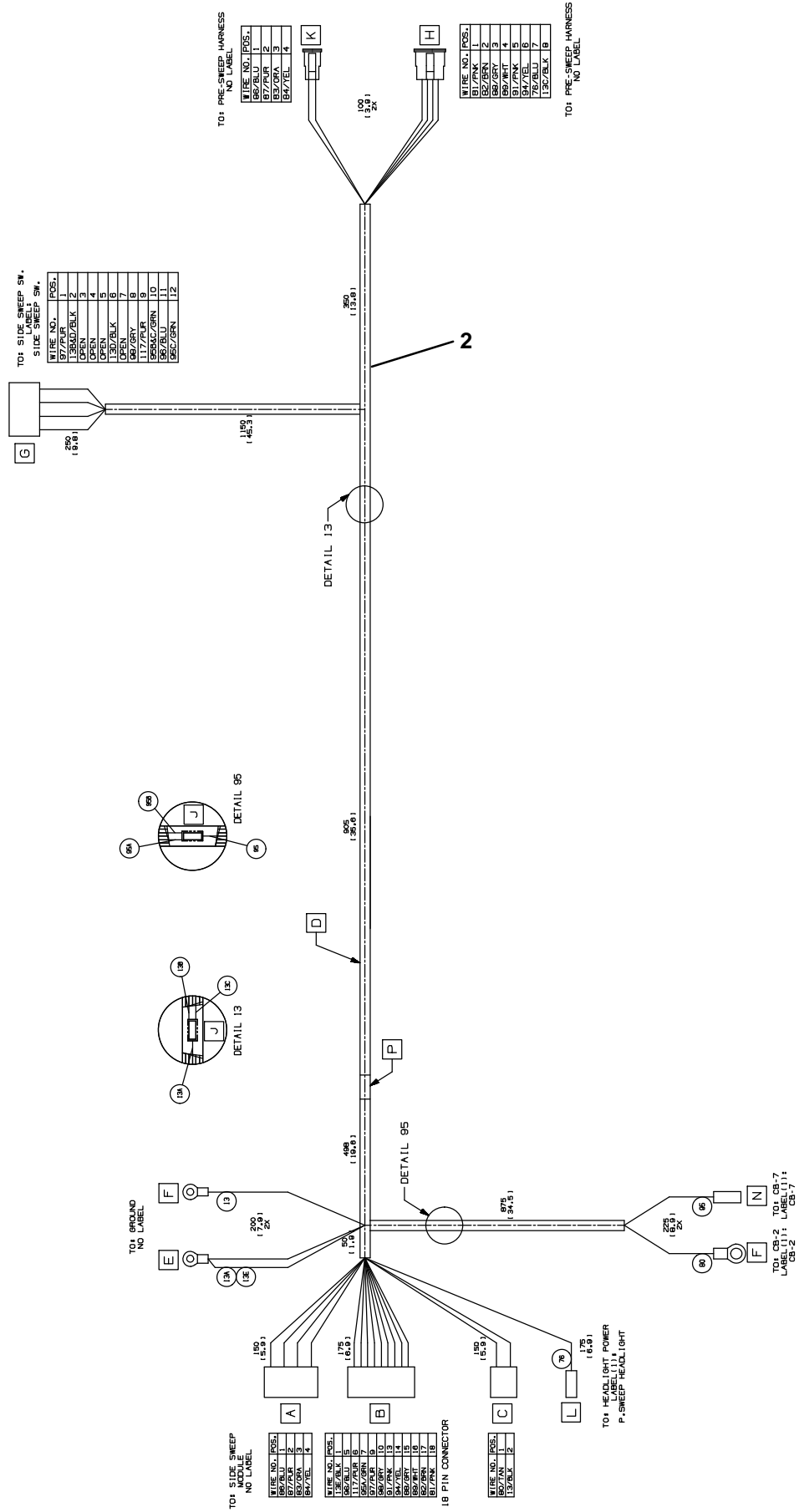


Fig. 26 – Pre-Sweep Wire Harnesses Group

Ref.	Part No.	Serial Number	Description	Qty.
1	1073054	(000000–) Harness, Ele [Presweep, Head, T17]	1
2	1073042	(000000–) Harness, Ele [Presweep, Base, T17]	1



Fig. 27 – Auto Fill Group

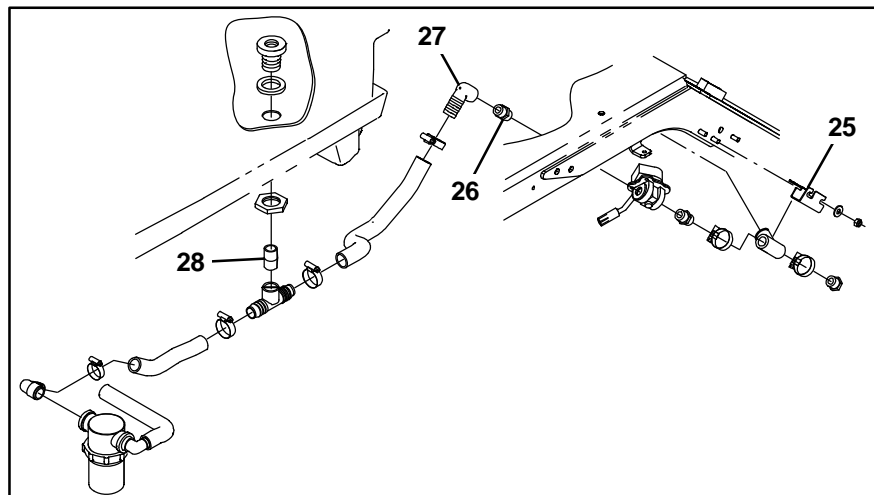
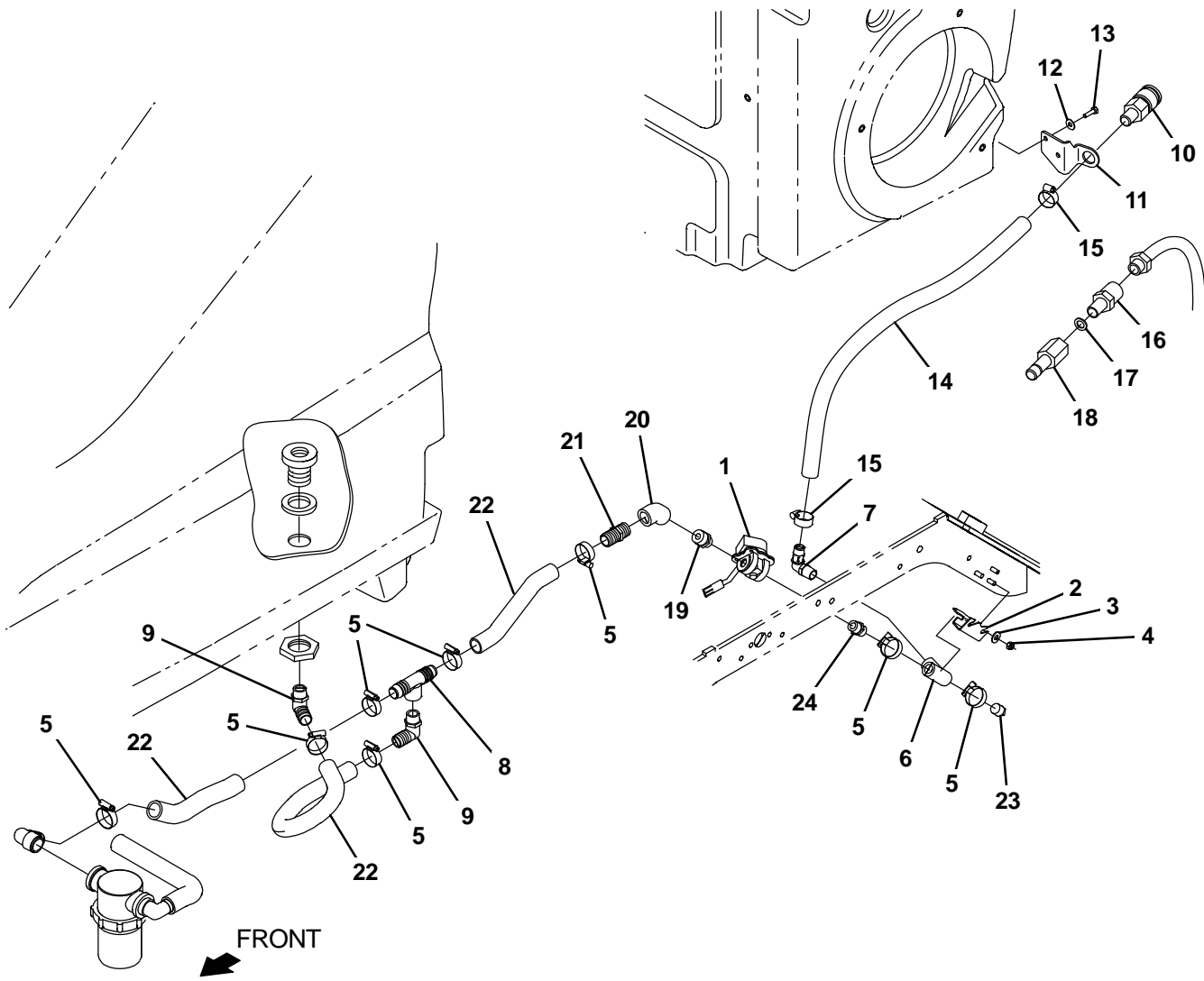


Fig. 27 – Auto Fill Group

Ref.	Part No.	Serial Number	Description	Qty.
1	41410	(000000–) Valve, Water, Solenoid, 36vdc Pf08/Pf08	1
2	1220430	(011000–) Bracket, Mtg, Ftg, Auto Fill	1
3	01685	(000000–) Washer, Flat, 0.38b 0.88d .08, Ss	2
4	08713	(000000–) Nut, Hex, Lock, M8 X 1.25, NI, Ss	2
5	11399	(000000–) Clamp, Hose, Wormdrive, 0.81–1.50d, .50w	8
6	79497	(000000–) Fitting, Plstc, Tee, Pf08/Pf08/Pf08	1
7	63244–2	(000000–) Fitting, Plstc, E90, Bm12/Pm08	1
8	365096	(000000–) Fitting, Plstc, Tee, Bm16/Pf12/Bm16, Br	1
9	18595	(013000–) Fitting, Plstc, E90, Bm16/Pm12	2
10	24105	(000000–) Fitting, Brs, Qdc, Bm12/Qf08	1
11	1208043	(000000–) Bracket, Mtg, Fitting, Qdc	1
12	01684	(000000–) Washer, Flat, 0.27b 0.69d .05, Ss	2
13	11329	(000000–) Screw, Hex, M6 X 1.00 X 16, NI, Ss	2
14	1045034	(000000–) Hose, Afmkt, Pvc, Wir, 0.75id, 08ft, Clr	2
15	63810	(000000–) Clamp, Hose, Wormdrive, 0.56–1.06d, .56w	4
16	375321	(000000–) Fitting, Brs, Str, Pm08/Garden Hose	1
17	01316	(000000–) Washer, Flat, 0.66b 1.00d .12, Rbr	1
18	33295	(000000–) Fitting, Brs, Qdc, Pf08	1
19	1005218	(011000–) Fitting, Plstc, Str, Pm08/Pm12, Nyl	1
20	10575	(011000–) Fitting, Plstc, E45, Pf12/Pf12	1
21	57379	(011000–) Fitting, Plstc, Str, Bm16/Pm12	1
22	1214095	(000000–) Hose, Afmkt, Pvc, Wir, 1.00 Id, 03ft, Clr	3
23	17521	(000000–) Fitting, Pipe, Plug, Pm08, Sq Head	1
24	86508	(000000–) Fitting, Plstc, Str, Pm08/Pm08	1
25	1207777	(000000–010999) Bracket, Mtg, Ftg, Auto Fill	1
26	86508	(000000–010999) Fitting, Plstc, Str, Pm08/Pm08	3
27	1210841	(000000–010999) Fitting, Plstc, E90, Bm16/Pf8	1
28	69784	(000000–010999) Fitting, Plstc, Str, Pm12/Pm12 Close	1

Fig. 28 - ES Auto Fill Group

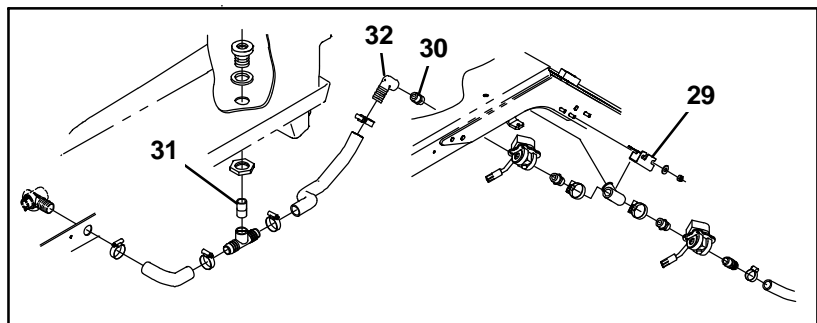
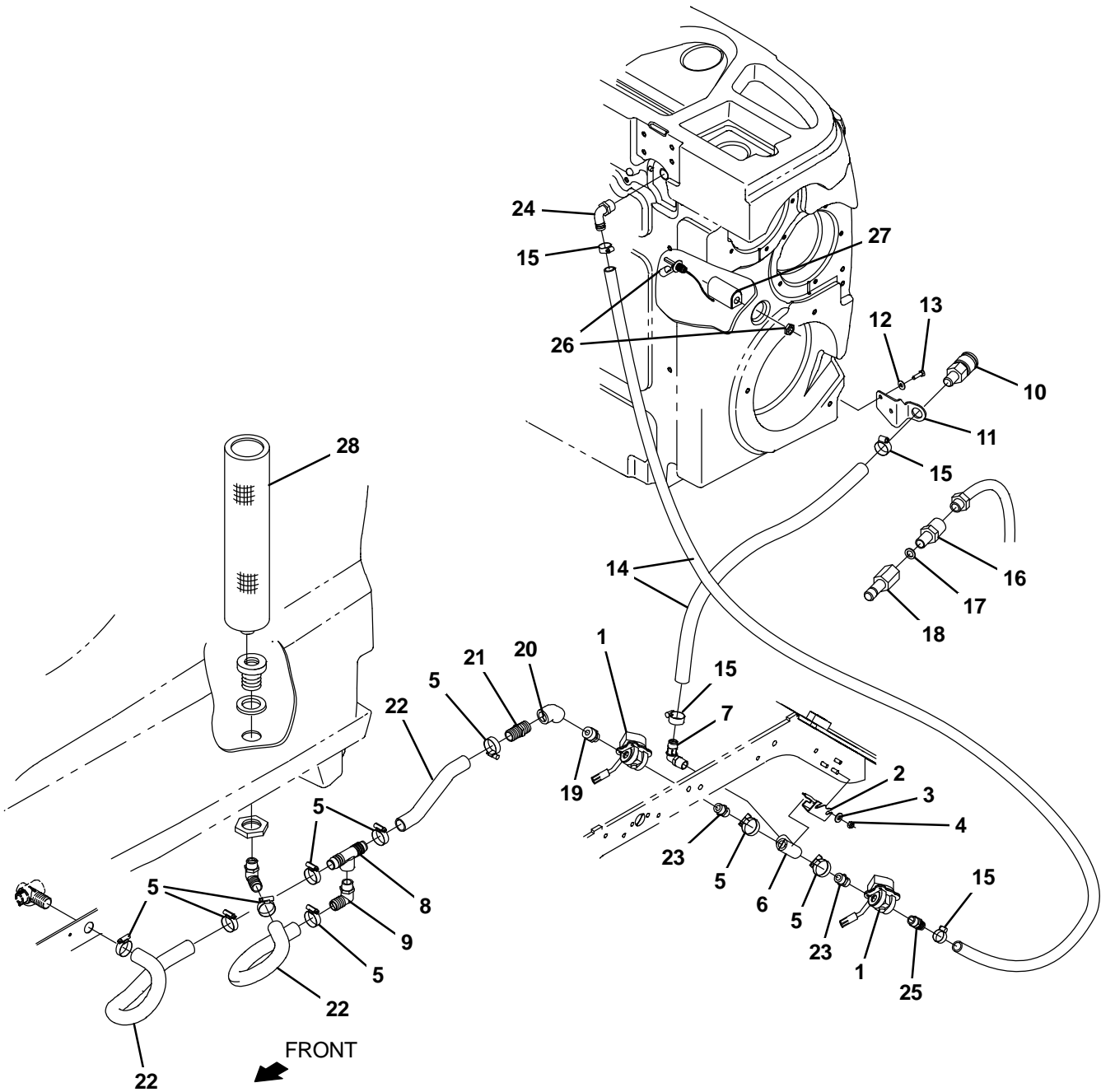


Fig. 28 – ES Auto Fill Group

Ref.	Part No.	Serial Number	Description	Qty.
1	41410	(000000–)	Valve, Water, Solenoid, 36vdc Pf08/Pf08	1
2	1220430	(011000–)	Bracket, Mtg, Ftg, Auto Fill	1
3	01685	(000000–)	Washer, Flat, 0.38b 0.88d .08, Ss	2
4	08713	(000000–)	Nut, Hex, Lock, M8 X 1.25, NI, Ss	2
5	11399	(000000–)	Clamp, Hose, Wormdrive, 0.81–1.50d, .50w	8
6	79497	(000000–)	Fitting, Plstc, Tee, Pf08/Pf08/Pf08	1
7	63244–2	(000000–)	Fitting, Plstc, E90, Bm12/Pm08	1
8	365096	(000000–)	Fitting, Plstc, Tee, Bm16/Pf12/Bm16, Br	1
9	18595	(011000–)	Fitting, Plstc, E90, Bm16/Pm12	2
10	24105	(000000–)	Fitting, Brs, Qdc, Bm12/Qf08	1
11	1208043	(000000–)	Bracket, Mtg, Fitting, Qdc	1
12	01684	(000000–)	Washer, Flat, 0.27b 0.69d .05, Ss	2
13	11329	(000000–)	Screw, Hex, M6 X 1.00 X 16, NI, Ss	2
14	1045034	(000000–)	Hose, Afmkt, Pvc, Wir, 0.75id, 08ft, Clr	2
15	63810	(000000–)	Clamp, Hose, Wormdrive, 0.56–1.06d, .56w	4
16	375321	(000000–)	Fitting, Brs, Str, Pm08/Garden Hose	1
17	01316	(000000–)	Washer, Flat, 0.66b 1.00d .12, Rbr	1
18	33295	(000000–)	Fitting, Brs, Qdc, Pf08	1
19	1005218	(011000–)	Fitting, Plstc, Str, Pm08/Pm12, Nyl	1
20	10575	(011000–)	Fitting, Plstc, E45, Pf12/Pf12	1
21	57379	(011000–)	Fitting, Plstc, Str, Bm16/Pm12	1
22	1214095	(000000–)	Hose, Afmkt, Pvc, Wir, 1.00 Id, 03ft, Clr	3
23	86508	(000000–)	Fitting, Plstc, Str, Pm08/Pm08	2
24	14877	(000000–)	Fitting, Plstc, E90, Bm12/Pm12	1
25	78398	(000000–)	Fitting, Plstc, Str, Bm12/Pm08, Nyl	1
26	385685	(000000–)	Sensor, Level, Liq, 14vdc 01a .62–11	1
27	1019285	(000000–)	Bracket, Protector, Float Switch	1
28	1208733	(000000–)	Filter, Soltn, 080mesh, Pm12 3.2s 17.5l	1
29	1207777	(000000–010999)	Bracket, Mtg, Ftg, Auto Fill	1
30	86508	(000000–010999)	Fitting, Plstc, Str, Pm08/Pm08	1
31	69784	(000000–010999)	Fitting, Plstc, Str, Pm12/Pm12 Close	1
32	1210841	(000000–010999)	Fitting, Plstc, E90, Bm16/Pf8	1

Fig. 29 - ES Pump Group

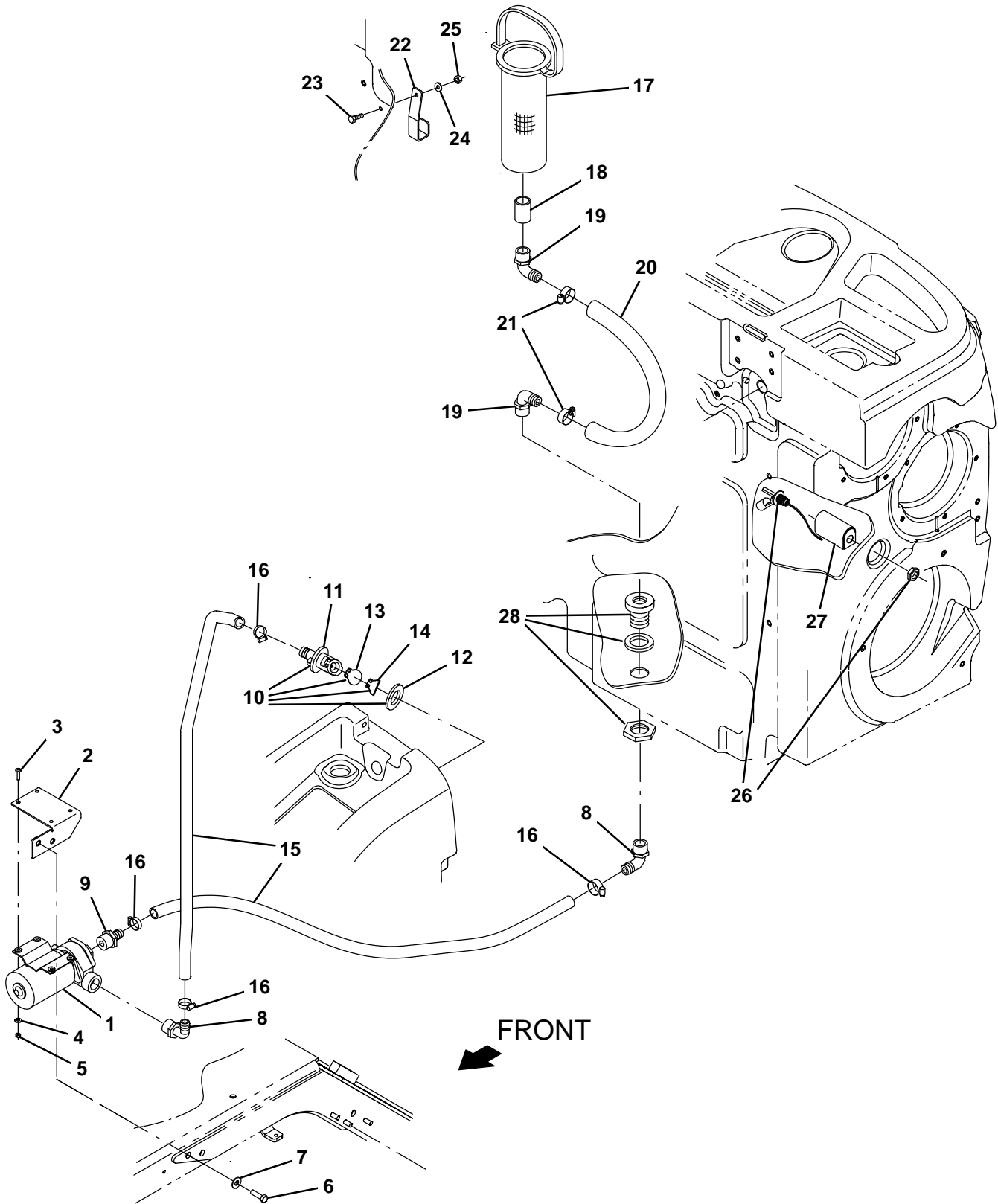


Fig. 29 – ES Pump Group

Ref.	Part No.	Serial Number	Description	Qty.
1	1057978	(000000–) Pump, Soltn, 36vdc, Impeller	1
2	1207659	(000000–) Bracket Weldmt, Mtg, Pump	1
3	24196	(000000–) Screw, Pan, Phl, M5 X 0.80 X 20, Ss	4
4	01683	(000000–) Washer, Flat, 10, Ss	4
5	09739	(000000–) Nut, Hex, Lock, M5 X 0.80, NI, Ss	4
6	09011	(000000–) Screw, Hex, M8 X 1.25 X 30, Ss	2
7	01685	(000000–) Washer, Flat, 0.38b 0.88d .08, Ss	2
8	73468	(000000–) Fitting, Plstc, E90, Bm10/Pm12	2
9	71628	(000000–) Fitting, Plstc, Str, Bm10/Pm12 [Nylon]	1
▽	10	9014338	(000000–) Valve Kit, Check, Es [T17]	1
▲	11	78840	(000000–) Valve, Check, Pump, Water	1
▲	12	73342	(000000–) Gasket, .25 1.88d 1.0id [Poron]	1
▲	13	78841	(000000–) Flapper, Valve, Pump, Water	1
▲	14	1217187	(000000–) Flap, Resistor, Check Valve	1
	15	1015032	(000000–) Hose, Afmkt, Pvc, Brd, 0.62id, 08ft, Clr	1
	16	54333	(000000–) Clamp, Hose, Wormdrive, 0.31–0.88d, .31w	4
	17	386652	(000000–) Strainer, Soltn, 20mesh, Cyl, 3.5d 09.5l	1
	18	05134	(000000–) Fitting, Plstc, Str, Pf12/Pf12	1
	19	14877	(000000–) Fitting, Plstc, E90, Bm12/Pm12	2
	20	1006410	(000000–) Hose, Afmkt, Pvc, Brd, 0.75id, 03ft, Clr	1
	21	63810	(000000–) Clamp, Hose, Wormdrive, 0.56–1.06d, .56w	2
	22	1061954	(000000–) Bracket, Strainer, Pump, Es	1
	23	09007	(000000–) Screw, Hex, M6 X 1.00 X 25, Ss	1
	24	76426	(000000–) Washer, Sealing, 0.28b 0.75d Ss, Neo	1
	25	08712	(000000–) Nut, Hex, Lock, M6 X 1.00, NI, Ss	1
	26	385685	(000000–) Sensor, Level, Liq, 14vdc 01a .62–11	1
	27	1019285	(000000–) Bracket, Protector, Float Switch	1
	28	377349	(000000–) Fitting, Plstc, Pf12/Pf12, Bh	1

Fig. 30 – ES / Severe Environment / Detergent Metering Group

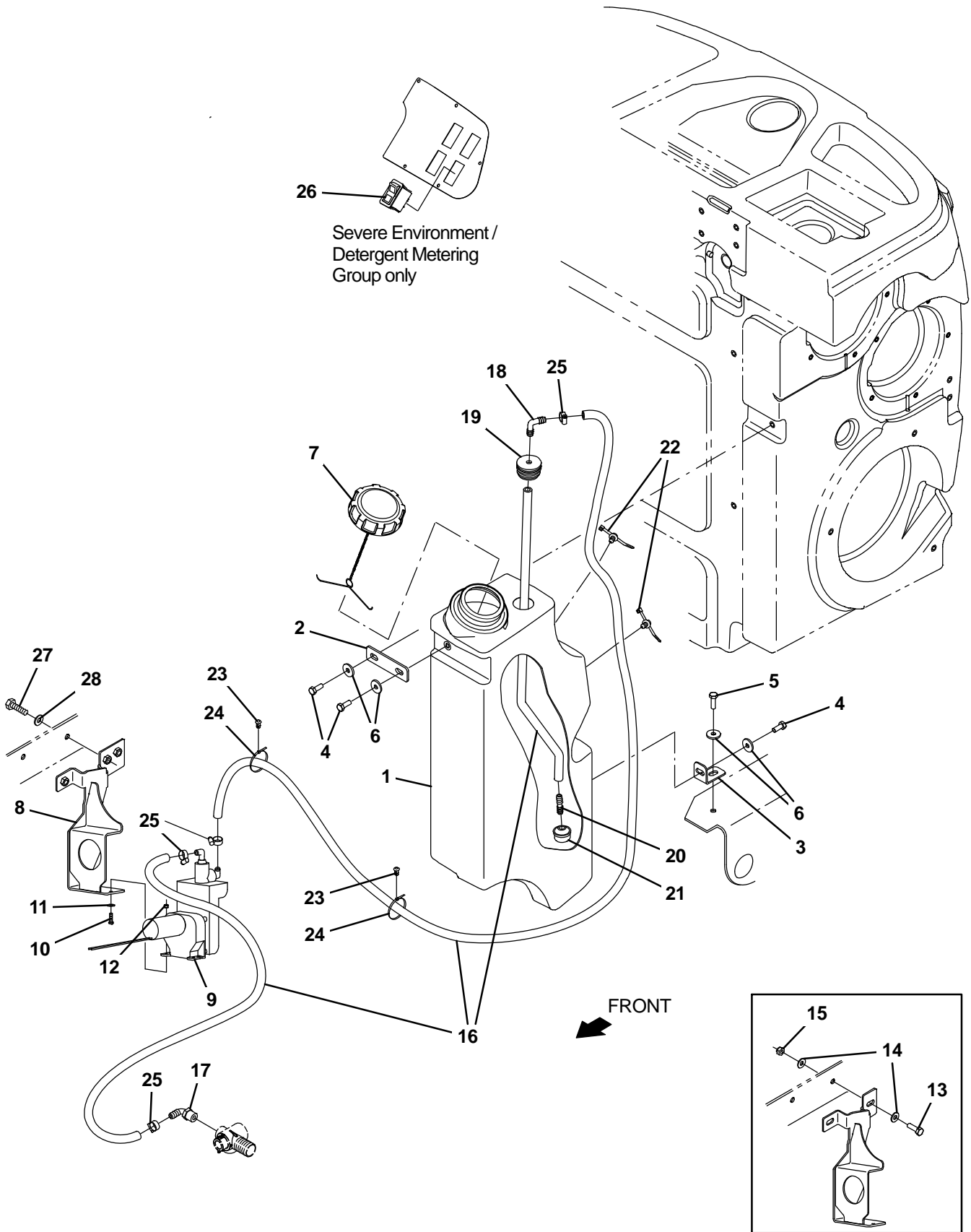


Fig. 30 – ES / Severe Environment / Detergent Metering Group

Ref.	Part No.	Serial Number	Description	Qty.
1	9020258	(000000–)	Tank Kit, Detergent, Afmkt [T17]	1
1	9020288	(000000–)	Tank Kit, Detergent, Tj Afmkt [T17] (Japan Only)	1
2	1208732	(000000–)	Plate, Mtg, Tank, Detergent	1
3	1207750	(000000–)	Bracket, Mtg, Tank, Detergent	1
4	12273	(000000–)	Screw, Hex, M8 X 1.25 X 20, NI, Ss	3
5	09011	(000000–)	Screw, Hex, M8 X 1.25 X 30, Ss	1
6	1017218	(000000–)	Washer, Flat, 0.32b 1.00d .12, Ss	4
7	1011885	(000000–)	Cap, Tank	1
8	1213317	(000000–010999)	Bracket Wldt, Pump	1
8	1225439	(011000–)	Bracket Wldt, Pump	1
9	386364	(000000–)	Pump, Detgt, 36vdc (See Breakdowns)	1
10	24265	(000000–)	Screw, Pan, Phl, M4 X 0.70 X 16, Ss	2
11	01683	(000000–)	Washer, Flat, 10, Ss	2
12	33932	(000000–)	Nut, Hex, Lock, M4 X 0.70, NI, Ss	2
13	09010	(000000–010999)	Screw, Hex, M8 X 1.25 X 25, Ss	2
14	32490	(000000–010999)	Washer, Flat, 0.25, Std	4
15	08713	(000000–010999)	Nut, Hex, Lock, M8 X 1.25, NI, Ss	2
16	1014981	(000000–)	Hose, Afmkt, Pvc, Brd, 0.38id, 20ft, Clr	1
17	1005630	(000000–)	Fitting, Plstc, E90, Bm06/Pm06, Nyl	1
18	20951	(000000–)	Fitting, Plstc, E90, Bm06/Bm06	1
19	20944	(000000–)	Grommet, Pye, 0.37id, F/1.5h, .13 Matl	1
20	20950	(000000–)	Fitting, Plstc, Str, Bm06/Bm06	1
21	20952	(000000–)	Screen, Pump	1
22	1210807	(000000–)	Wire, Tie [W/.25" Fir Tree Clip]	2
23	1071085	(000000–)	Clip, Tie, 0.25d, Plstc	4
24	130773	(000000–)	Tie, Cable, Nyl, 11.0l, .14w, 3.0 Max. D	6
25	43844	(000000–)	Clamp, Hose, Wormdrive, 0.25–0.62d, .31w	4
26	1207284	(000000–)	Switch, Rocker [Mom,Off,Mom, Dual Led] (Only on Severe Environment Group)	1
27	09011	(011000–)	Screw, Hex, M8 X 1.25 X 30, Ss	2
28	32490	(011000–)	Washer, Flat, 0.25, Std	2

Fig. 31 – ec-H2O Solution Pump Group

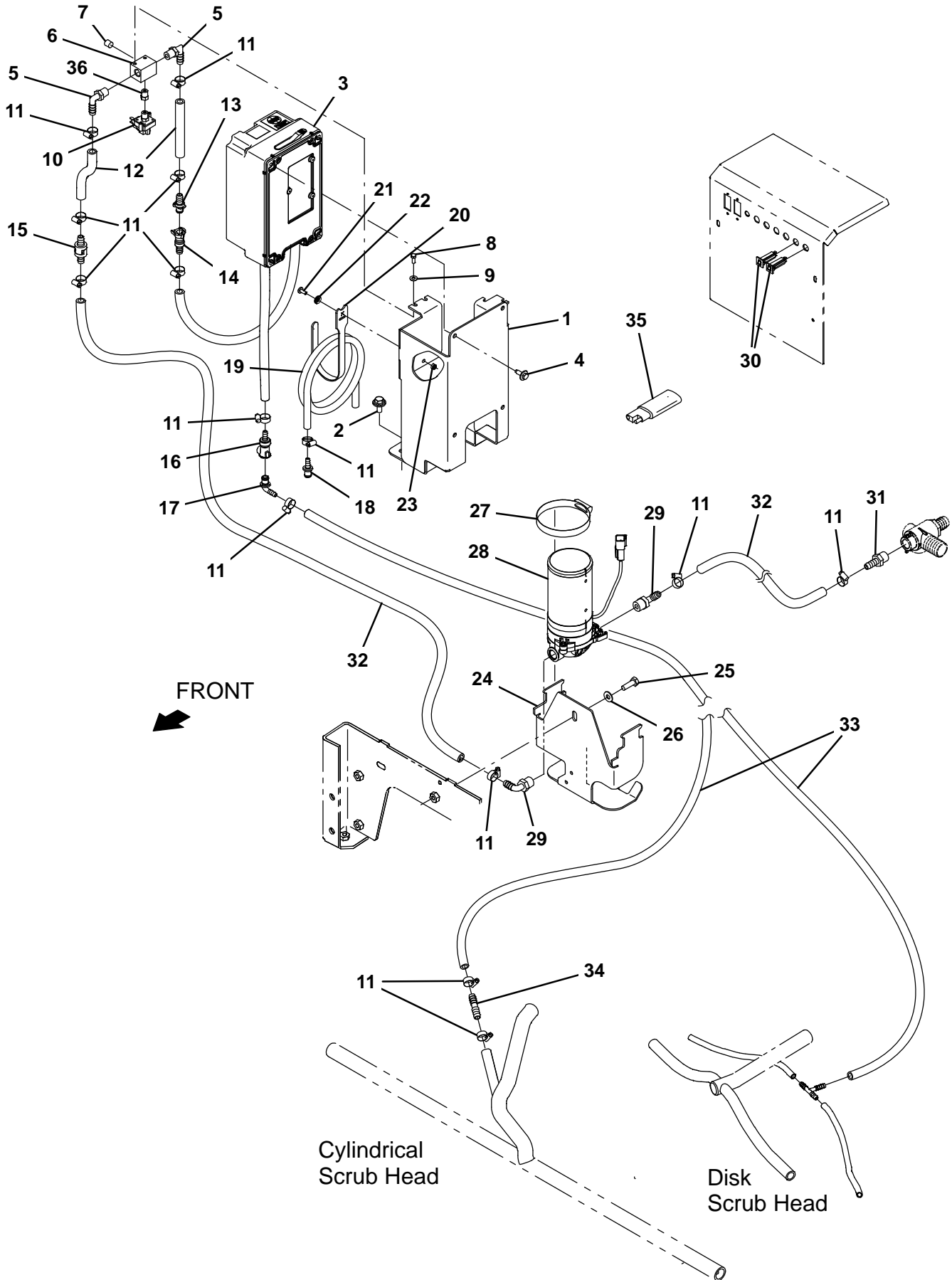


Fig. 31 – ec-H2O Solution Pump Group

Ref.	Part No.	Serial Number	Description	Qty.
1	1212443	(000000–) Bracket Wldt, Mgt [T17 Ec-H2o]	1
2	1020341	(000000–) Screw, Hex, M8 X 1.25 X 20, Ss, Sems	2
3	9020260	(000000–) Ec-H2O Module Kit, Afmkt [T17] (See Breakdowns)	1
4	1040467	(000000–) Screw, Hex, M6 X 1.00 X 20, 9.8, Sems	4
5	57248	(000000–) Fitting, Plstc, E90, Bm06/Pm04, Nyl	2
6	1059231	(000000–) Fitting, Stl, Pm04/Pm02/Pm04/Pm02, Spcl	1
7	150208	(000000–) Fitting, Brs, Str, Pm02, Plug [Skhd]	1
8	09738	(000000–) Screw, Hex, M5 X 0.80 X 12, Ss	2
9	01683	(000000–) Washer, Flat, 10, Ss	2
10	1055254	(000000–) Switch, Press, 25 Psi, Pm02	1
11	43844	(000000–) Clamp, Hose, Wormdrive, 0.25–0.62d, .31w	15
12	1014974	(000000–) Hose, Afmkt, Pvc, Brd, 0.38id, 02ft, Clr	2
13	1203814	(000000–) Fitting, Plstc, Str, Bm06, Cplg, Male	1
14	1203454	(000000–) Fitting, Plstc, Str, Bm06, Cplg, Fem	1
15	1015455	(000000–) Valve, Check, 0005psi Bm06/Bm06	1
16	1203996	(000000–) Fitting, Plstc, Str, Bm05, Cplg, Fem	1
17	1204024	(000000–) Fitting, Plstc, E90, Bm04 Cplg Male	1
18	1204338	(000000–) Fitting, Plstc, Str, Bm04, Cplg, Male	1
19	1011522	(000000–) Hose, Afmkt, Pvc, Brd, 0.25Id, 03Ft	1
20	1067526	(000000–) Fastener, 8.0l [Hook And Loop]	1
21	09200	(000000–) Screw, Pan, Phl, M5 X 0.80 X 12, Ss	1
22	01683	(000000–) Washer, Flat, 10, Ss	1
23	09739	(000000–) Nut, Hex, Lock, M5 X 0.80, NI, Ss	1
24	1206138	(000000–010999) Bracket, Pump	1
24	1221952	(011000–) Bracket, Pump	1
25	09010	(000000–) Screw, Hex, M8 X 1.25 X 25, Ss	1
26	32490	(000000–) Washer, Flat, 0.25, Std	1
27	43555	(000000–) Clamp, Hose, Wormdrive, , 0.25–0.62D, .31W	1
28	1200328	(000000–) Pump, Soltn, Ele, 36vdc, 60psi	1
29	1005630	(000000–) Fitting, Plstc, E90, Bm06/Pm06, Nyl	2
30	1064184	(000000–) Circuitbreaker, 02.5a, Resetable	2
31	150538	(000000–) Fitting, Plstc, Str, Bm06/Pm06	1
32	1014976	(000000–) Hose, Afmkt, Pvc, Brd, 0.38id, 08ft, Clr	1
33	1014949	(000000–) Hose, Afmkt, Pvc, Brd, 0.25id, 08ft, Clr	1
34	1039557	(000000–) Fitting, Plstc, Str, Bm04/Bm06	1
35	1040868	(000000–) Capacitor, Plug [.01 Uf, 200v]	1
36	1062403	(000000–) Fitting, Brs, Snubber, Pm02/Pf02	1

Fig. 32 - ec-H2O solution Supply Group, Side Brush

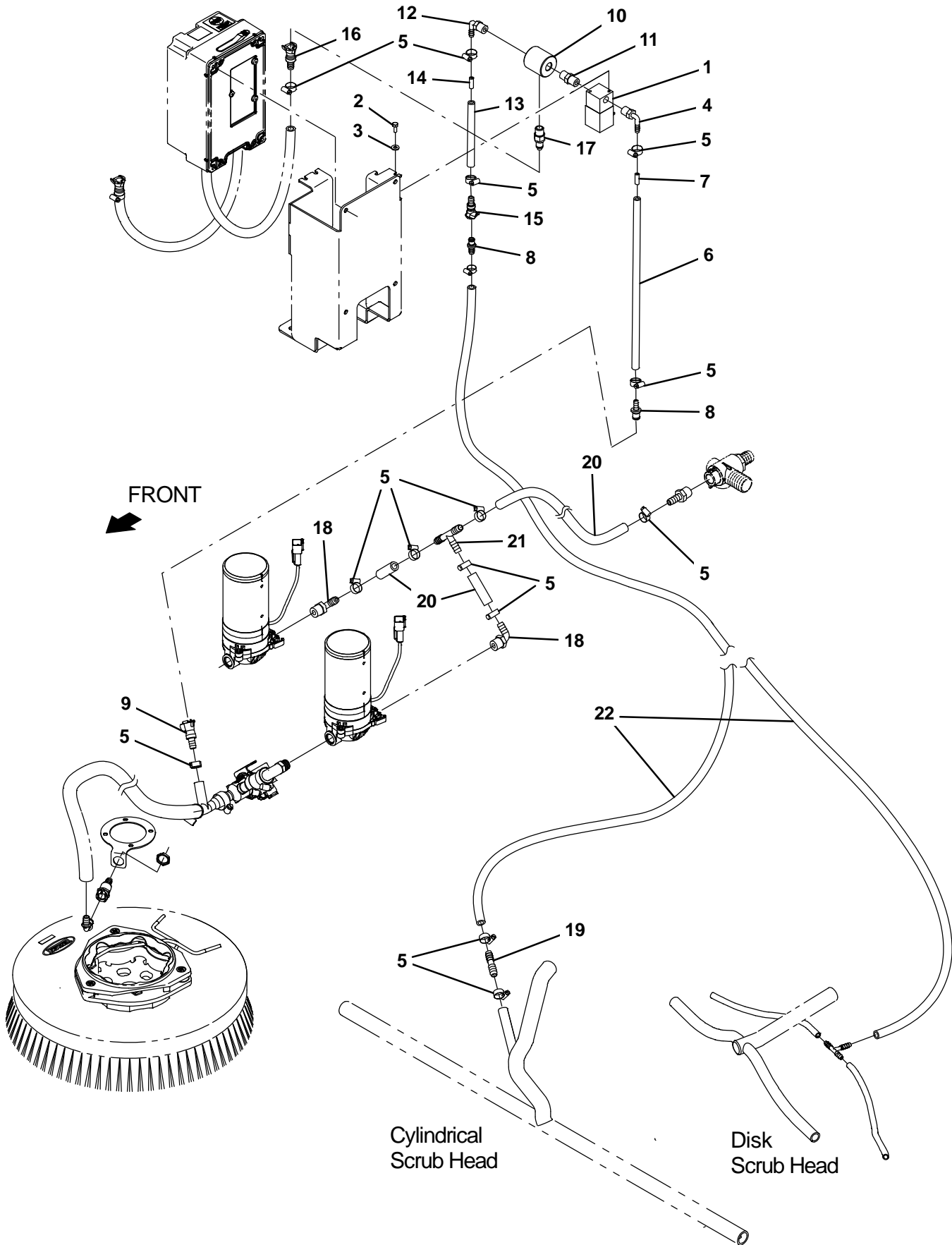
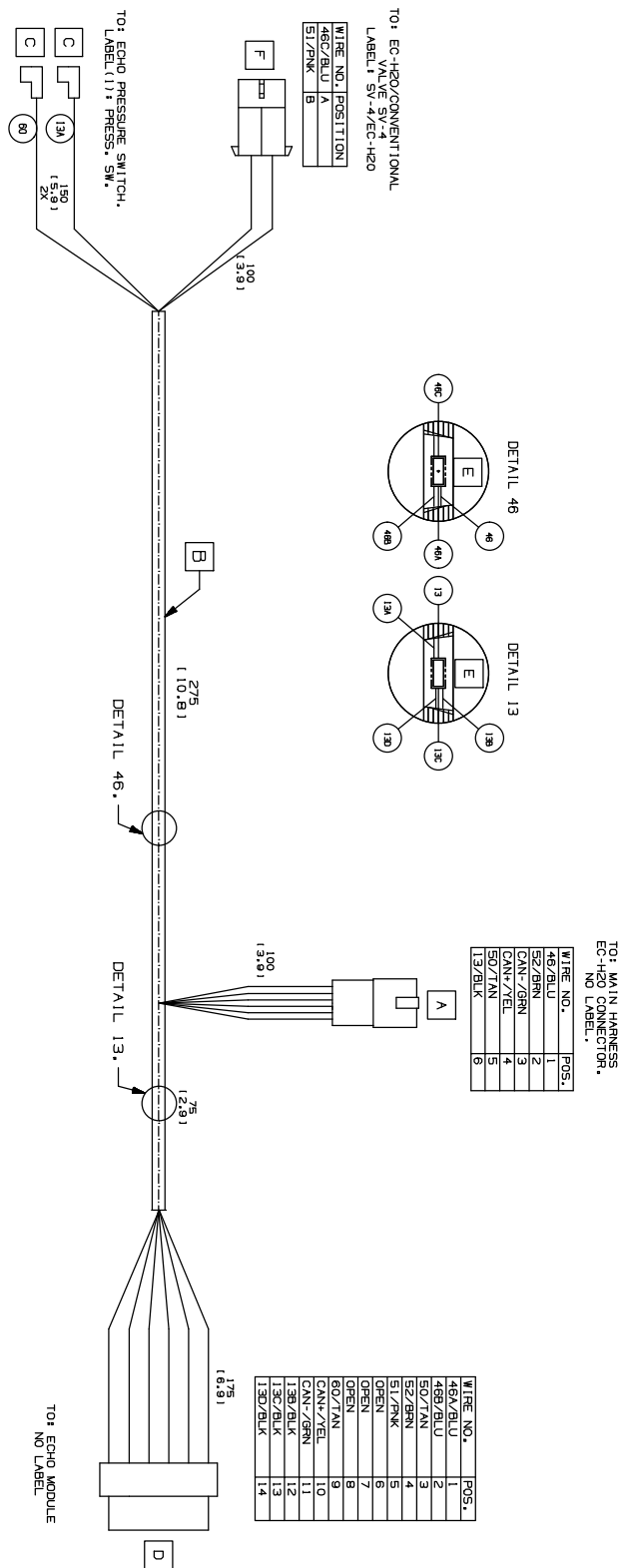


Fig. 32 – ec–H20 solution Supply Group, Side Brush

Ref.	Part No.	Serial Number	Description	Qty.
1	1028581	(000000–) Valve, Water, Solenoid, 36vdc 6.0mm Pf04	1
2	09738	(000000–) Screw, Hex, M5 X 0.80 X 12, Ss	2
3	01683	(000000–) Washer, Flat, 10, Ss	2
4	1011170	(000000–) Fitting, Plstc, E90, Bm04/Pm04, Nyl	1
5	43844	(000000–) Clamp, Hose, Wormdrive, 0.25–0.62d, .31w	17
6	1014949	(000000–) Hose, Afmkt, Pvc, Brd, 0.25ld, 08Ft	1
7	1200467	(000000–) Fitting, Plstc, Rst	1
8	1204338	(000000–) Fitting, Plstc, Str, Bm04, Cplg, Male	2
9	1203454	(000000–) Fitting, Plstc, Str, Bm06, Cplg, Fem	1
10	1206303	(000000–) Fitting, Plstc, Pf04/Pf04/Pf04	1
11	1052010	(000000–) Fitting, Plstc, Str, Pm04/Pm04	1
12	1011170	(000000–) Fitting, Plstc, E90, Bm04/Pm04, Nyl	1
13	1011409	(000000–) Hose, Afmkt, Pvc, Brd, 0.25ld, 01Ft	1
14	1201441	(000000–) Fitting, Plstc, Rst, Main Head	1
15	1002898	(000000–) Fitting, Plstc, Str, Bm04, Cplg,Fem[Tco]	1
16	1203996	(000000–) Fitting, Plstc, Str, Bm05, Cplg, Fem	1
17	1002899	(000000–) Fitting, Plstc, Str, Pm04, Cplg,Mal[Tco]	1
18	1005630	(000000–) Fitting, Plstc, E90, Bm06/Pm06, Nyl	2
19	1039557	(000000–) Fitting, Plstc, Str, Bm04/Bm06	1
20	1006400	(000000–) Hose, Afmkt, Pvc, Brd, 0.38id, 03ft, Clr	1
21	87173	(000000–) Fitting, Plstc, Tee, Bm06/Bm06/Bm06	1
22	1011411	(000000–) Hose, Afmkt, Pvc, Brd, 0.25ld, 03Ft	1

Fig. 33 - ec-H20 Wire Harness Group



Ref.	Part No.	Serial Number	Description	Qty.
1	1069671	(000000-)	Harness, Ele [Ec-H20, T12]	1



Fig. 34 – Spray Nozzle Group

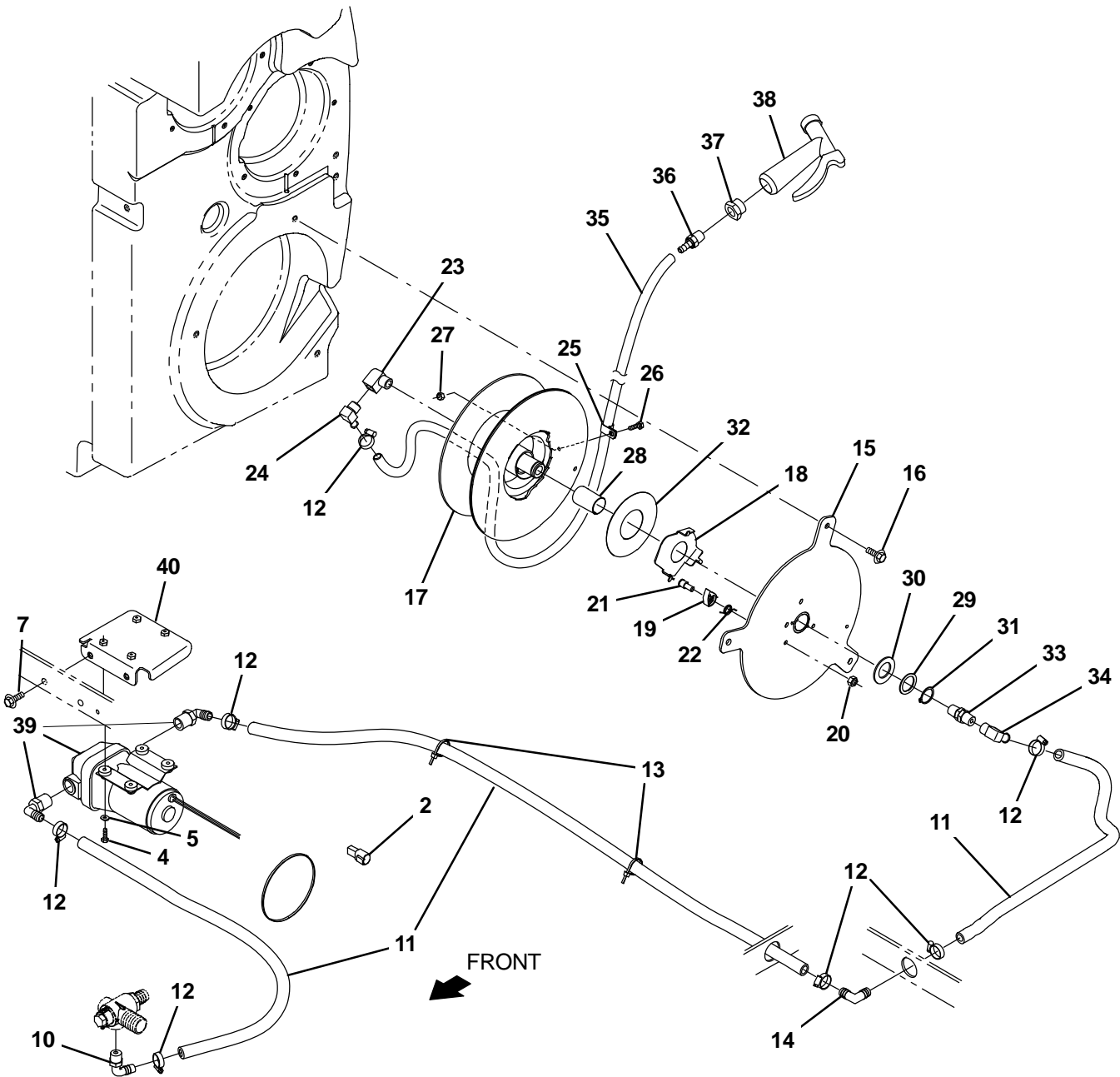
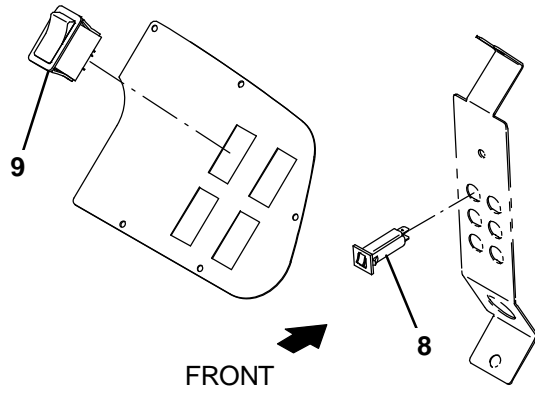
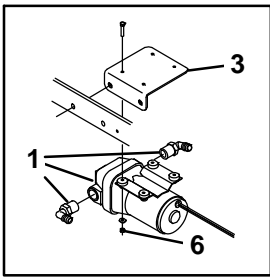


Fig. 34 – Spray Nozzle Group

Ref.	Part No.	Serial Number	Description	Qty.
1	1054178	(000000-012999)	Pump, Soltn, Ele, 36vdc, 45psi	1
2	1056982	(000000-)	Diode, Ele, Plug	1
3	1207774	(000000-012999)	Bracket Wldt, Pump, Spray Hose	1
4	12316	(000000-)	Screw, Hex, M5 X 0.80 X 25, Ss	4
5	01683	(000000-)	Washer, Flat, 10, Ss	4
6	09739	(000000-012999)	Nut, Hex, Lock, M5 X 0.80, NI, Ss	4
7	1037346	(000000-)	Screw, Hex, M8 X 1.25 X 25, 9.8, Sems	2
8	1064188	(000000-)	Circuitbreaker, 15.0a, Resetable	1
9	398500	(000000-)	Switch, Rocker, Dpdt, On / None / On	1
10	64778	(000000-)	Fitting, Plstc, E90, Bm08/Pm06	1
11	1011837	(000000-)	Hose, Afmkt, Pvc, Brd, 0.50id, 12ft, Clr	1
12	54333	(000000-)	Clamp, Hose, Wormdrive, 0.31-0.88d, .31w	7
13	130773	(000000-)	Tie, Cable, Nyl, 11.0l, .14w, 3.0 Max. D	2
14	63987-1	(000000-)	Fitting, Plstc, E90, Bm08/Bm08	1
15	1206482	(000000-)	Plate Wldt, Mtg, Hose-Reel [T17]	1
16	1020341	(000000-)	Screw, Hex, M8 X 1.25 X 20, Ss, Sems	3
17	1206456	(000000-)	Reel Assy, Hose, Large	1
18	1203947	(000000-)	Washer, Retainer, Spring	1
19	1201393	(000000-)	Pawl, Ratchet	1
20	08709	(000000-)	Nut, Hex, Lock, M8 X 1.25, NI	1
21	1056719	(000000-)	Bolt, Shld, .41d X 0.35, M8 X 1.25	1
22	1201423	(000000-)	Spring, Torsion, Hose Reel	1
23	24584	(000000-)	Fitting, Brs, E90, Pf06/Pm06, Spcl	1
24	1060128	(000000-)	Fitting, Brs, E90, Bm06/Pm06, Short	1
25	33584	(000000-)	Clamp, Cable, Stl, 0.63d X 0.50w, 1hole	1
26	06943	(000000-)	Screw, Hex, M6 X 1.00 X 20, 8.8	1
27	08708	(000000-)	Nut, Hex, Lock, M6 X 1.00, NI	1
28	1057816	(000000-)	Bushing, Sleeve, 1.00b 1.13d 1.750l, Fgl	1
29	1057814	(000000-)	Washer, Thrust, Plstc 1.02b 1.38d	1
30	32598	(000000-)	Washer, Flat, 1.02b 1.75d .12, Stl	1
31	09005	(000000-)	Ring, Retaining, Ext, 1.00d, Basic	1
32	1066919	(000000-)	Washer, Thrust, 50.0b 110.0d 0.79w	1
33	1200394	(000000-)	Fitting, Swivel, Str, Pf06/Pm06, Brs	1
34	47388	(000000-)	Fitting, Brs, E90, Em08/Pm06	1
35	9020252	(000000-)	Hose Kit, Spray, Afmkt [T17]	1
36	1060428	(000000-)	Fitting, Stl, Str, Bm06/Pm06, Swivel	1
37	1027976	(000000-)	Fitting, Brs, Str, Pf06/Pm12	1
38	769785	(000000-)	Nozzle, Spray, Gun	1
39	1242823	(013000-)	Pump, Soltn, Ele, 36vdc, 45psi	1
40	1244427	(013000-)	Bracket Wldt, Pump	1

Fig. 35 – Vacuum Wand Kit

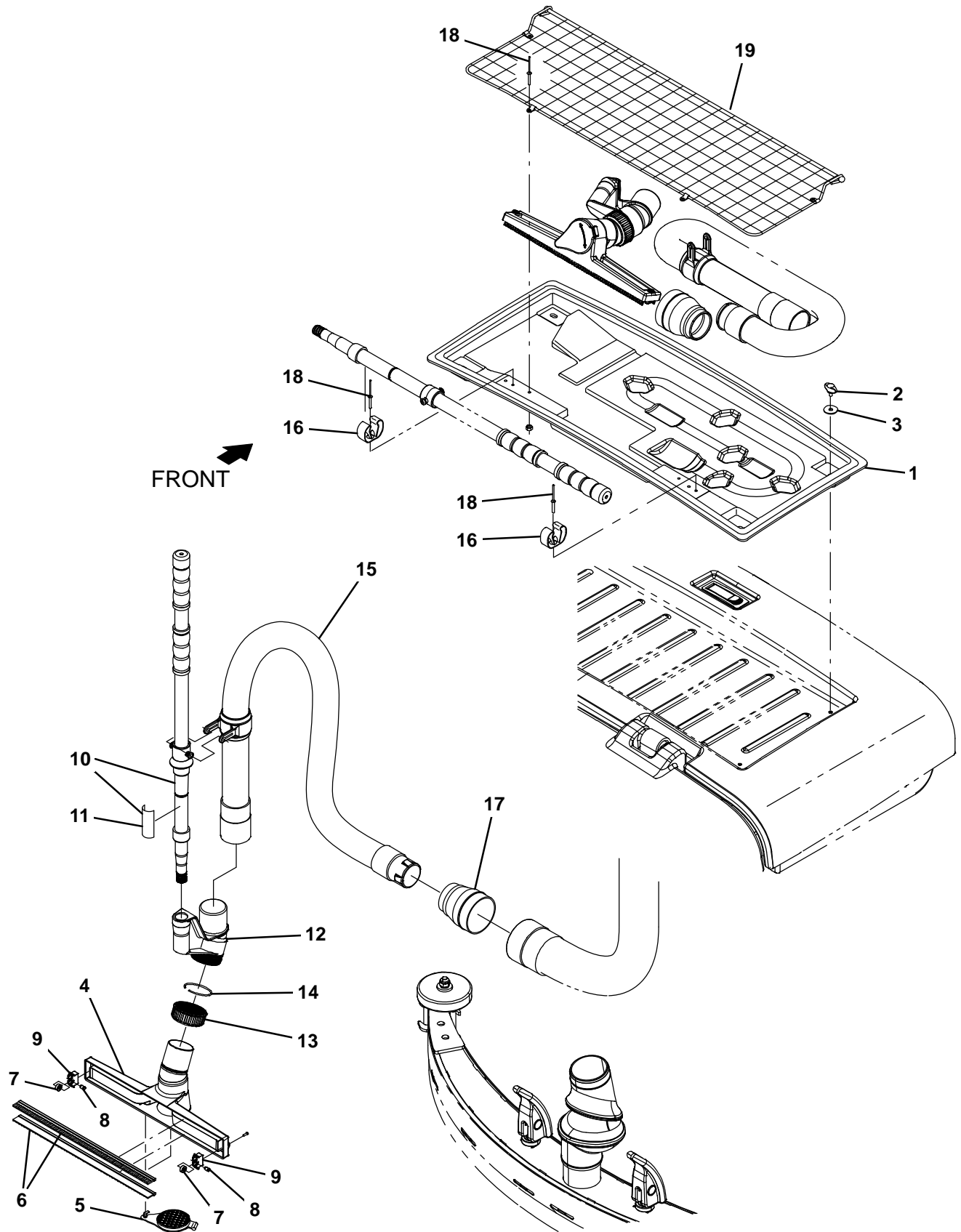


Fig. 35 – Vacuum Wand Kit

	Ref.	Part No.	Serial Number	Description	Qty.
▽		9020080	(000000–) Vac Wand Kit, Ci [T17]	1
▲	1	1207911	(000000–) Tray, Vac Wand	1
▲	2	1211150	(000000–) Knob, Star,	4
▲	3	397779	(000000–) Washer, Flat, 0.28b 1.00d .06, Stl, Blk	4
▲	4	1060440	(000000–) Squeegee, Hand	1
▲	5	1060691	(000000–) Plug, Adapter, Port	1
▲	6	1061356	(000000–) Retainer, Blade, Sqge, 14.2l (1 set = 2 blades)	1
▲	7	1061570	(000000–) Bearing, Ball, 0.24b 0.51d 0.20w [2seal]	2
▲	8	1061571	(000000–) Pin, Axle, Brg	2
▲	9	1022671	(000000–) Housing, Sqge, Holder, Wheel, F/609648	2
▲▽	10	9008155	(000000–) Handle Kit, Wand, Afmkt	1
▲▲	11	1062659	(000000–) Label, Opertnl, Vacuum Wand Handle	1
▲	12	1060708	(000000–) Adapter, Swivel, 1.75, Abs	1
▲	13	1060718	(000000–) Nut, Compression, 2.25–12, Abs	1
▲	14	1060720	(000000–) Ring, Compression	1
▲	15	1200642	(000000–) Hose Assy, Sqge, W/2cuff	1
▲	16	1014295	(000000–) Clip, Grip, Hose, 0.75 – 1.12, Stl, Blk, Vyl	2
▲	17	1207517	(000000–) Cuff, Adapter, 1.75 X 2.50, Pvc	1
▲	18	1213513	(000000–) Rivet, Blind, .156D X 1.07 X .31D, Alm	6
▲	19	1213799	(000000–) Mess Assy, Cloth	1

Fig. 36 – Squeegee Guard Group

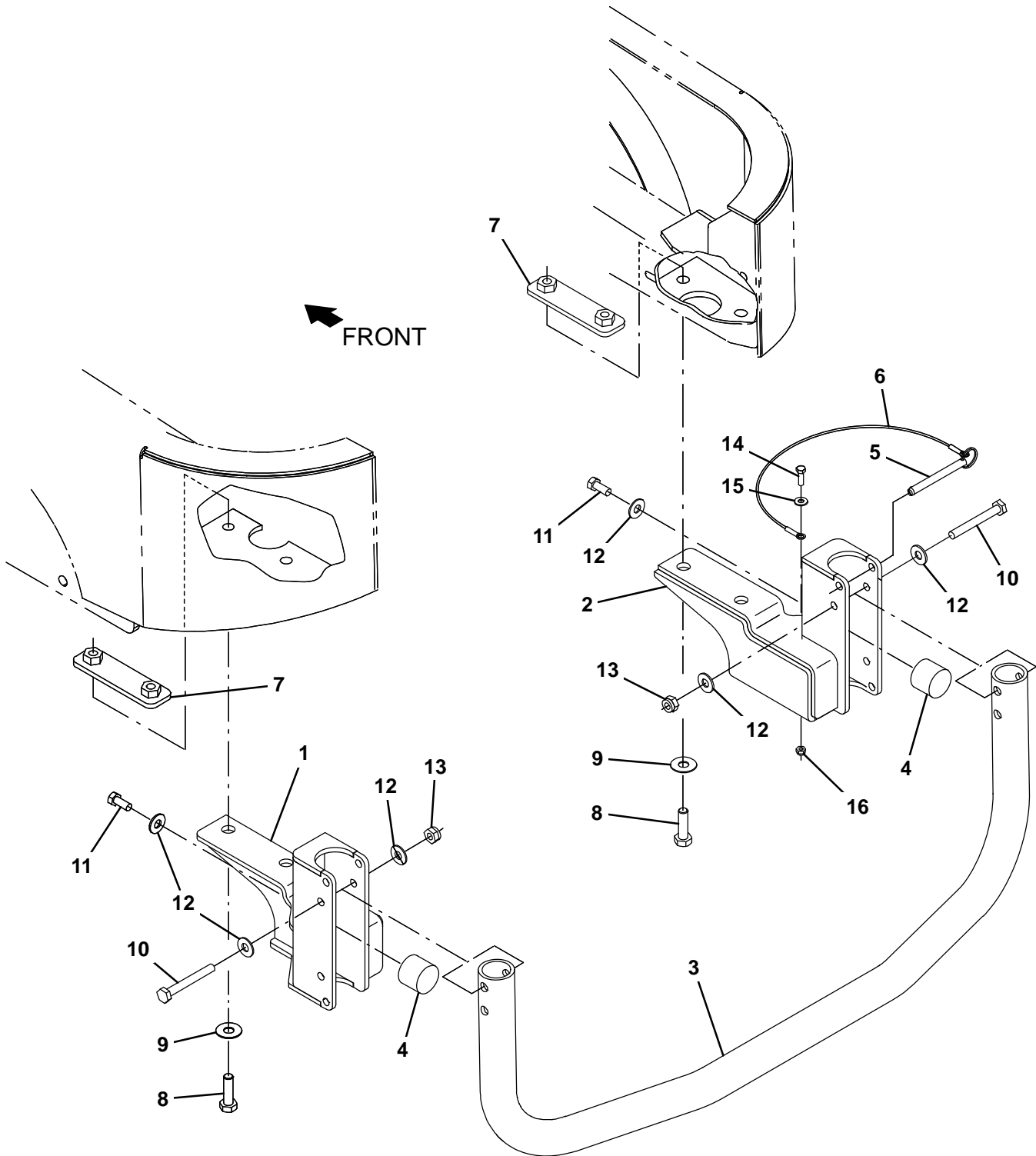


Fig. 36 – Squeegee Guard Group

Ref.	Part No.	Serial Number	Description	Qty.
1	1207961	(000000–) Bracket, Bumper, Lh, Squeegee [T17]	1
2	1207902	(000000–) Bracket, Bumper, Rh, Squeegee [T17]	1
3	1208109	(000000–) Tube, Guard	1
4	1024977	(000000–) Bumper, Ure, 1.50d 1.25l	2
5	369359	(000000–) Pin, Hitch, .375d X 3.12l, Pl	1
6	57702	(000000–) Cable, Glv .06d 012.0l .26eye /.26eye	1
7	1208053	(000000–) Plate, Doubler	2
8	69972	(000000–) Screw, Hex, M12 X 1.75 X 40, 10.9	4
9	140045	(000000–) Washer, Flat, 0.51b 1.25d .06, Ss	4
10	06965	(000000–) Screw, Hex, M10 X 1.50 X 80, 8.8	2
11	21196	(000000–) Screw, Hex, .38–16 X 0.88, G5	2
12	32492	(000000–) Washer, Flat, 0.38, Std	6
13	41430	(000000–) Nut, Hex, Lock, M10 X 1.5, NI	2
14	06943	(000000–) Screw, Hex, M6 X 1.00 X 20, 8.8	1
15	32483	(000000–) Washer, Flat, 0.25, Sae	1
16	08708	(000000–) Nut, Hex, Lock, M6 X 1.00, NI	1

Fig. 37 - Positive Solution Control Drain Group

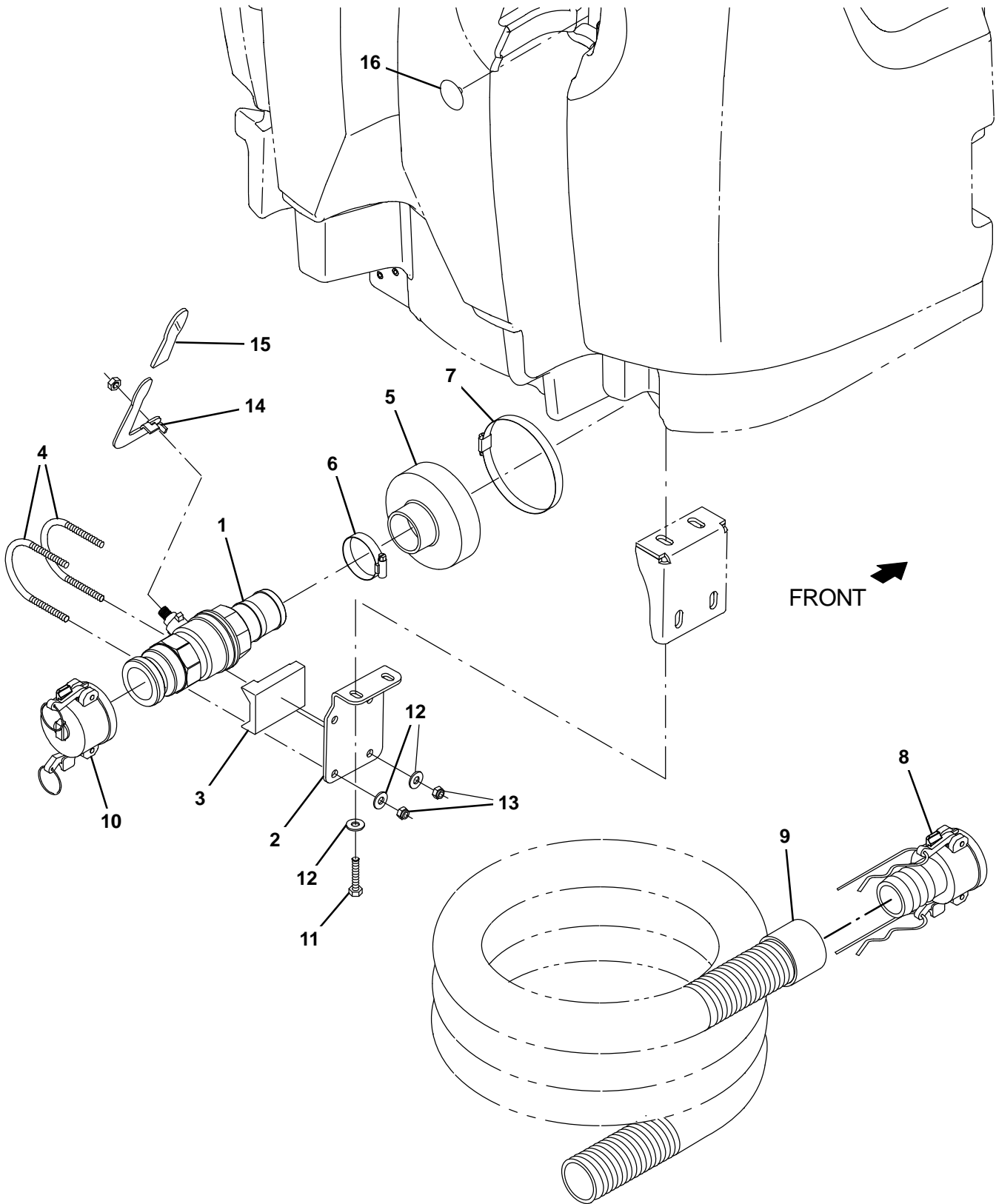


Fig. 37 – Positive Solution Control Drain Group

Ref.	Part No.	Serial Number	Description	Qty.
1	1213186	(000000–) Valve, Ball, Drain, 2.00id, Rh	1
2	1212006	(000000–) Bracket, Mtg, Valve, Drain	1
3	1213118	(000000–) Support, Valve, Drain	1
4	1213182	(000000–) Clamp, Valve, U-Bolt	2
5	1211963	(000000–) Cuff, Hose, 5.0 / 2.0 Id	1
6	22297	(000000–) Clamp, Hose, Wormdrive, 1.56–2.50d, .50w	1
7	1201434	(000000–) Clamp, Hose, Wormdrive, 4.63–5.50, 0.5w	1
8	1213392	(000000–) Fitting, Coupler, Hose, Shank, Fem	1
9	1213206	(000000–) Hose Assy, W/1 Cuff, 2.0 Id 120.0 L	1
10	1214326	(000000–) Rework, Dust Cap, Valve, Drain	1
11	12333	(000000–) Screw, Hex, M8 X 1.25 X 25, Ss, NI	2
12	01685	(000000–) Washer, Flat, 0.38b 0.88d .08, Ss	6
13	08713	(000000–) Nut, Hex, Lock, M8 X 1.25, NI, Ss	4
14	1212366	(000000–) Handle, Valve	1
15	1213362	(000000–) Grip, Handle, Valve	1
16	1074075	(000000–) Plug, Hole, Rnd, 0.25H, 1.00D 0.6L, Nyl	1

Fig. 38 - Telemetry Group

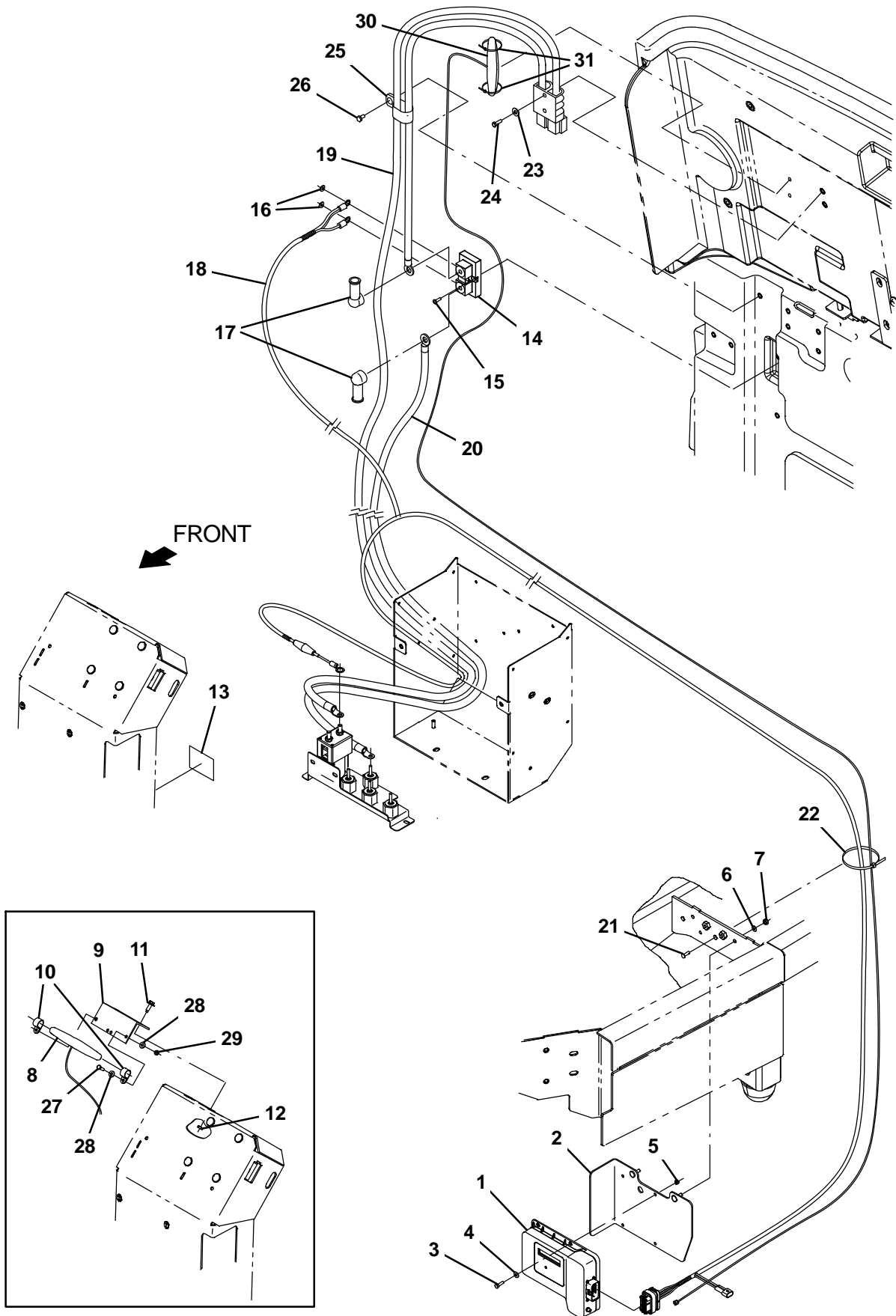


Fig. 38 – Telemetry Group

Ref.	Part No.	Serial Number	Description	Qty.	
1	1069467	(000000–)	Controlbox Assy, Telem [Int]	1	
1	1070541	(000000–)	Controlbox Assy, Telem [Canada]	1	
2	1207701	(000000–)	Bracket Wldt, Mtg, Telem	1	
3	24199	(000000–)	Screw, Hex, M5 X 0.80 X 16, Ss	3	
4	01683	(000000–)	Washer, Flat, 10, Ss	3	
5	06549	(000000–)	Nut, Hex, Lock, M5 X 0.80, NI	3	
6	01684	(000000–)	Washer, Flat, 0.27b 0.69d .05, Ss	2	
7	08712	(000000–)	Nut, Hex, Lock, M6 X 1.00, NI, Ss	2	
8	1070324	(000000–010999)	Antenna, Telem, 110 In [Gprs]	1	
9	1070402	(000000–010999)	Angle, Mtg, Antenna, Telem	1	
10	140916	(000000–010999)	Clamp, Cable, Nyl, 0.62d, Nat	2	
11	1040467	(000000–010999)	Screw, Hex, M6 X 1.00 X 20, 9.8, Sems	2	
12	08712	(000000–010999)	Nut, Hex, Lock, M6 X 1.00, NI, Ss	2	
13	1069580	(000000–)	Label, Opertnl, Telem [Fcc/lc]	1	
14	1070757	(000000–)	Shunt, 050mv 400a	1	
15	06927	(000000–)	Screw, Pan, Phl, M4 X 0.70 X 16, 4.8	2	
16	07514	(000000–)	Washer, Lock, Int, 10, Ss	2	
17	611221	(000000–)	Boot, Terminal, Battery, 25.4mm, Blk	2	
▽	18	1073059	(000000–)	Harness, Ele [Telemetry, T17]	1
▲	9009990	(000000–)	Fuse, 002a, 250vdc, Cartridge	1	
19	1073077	(000000–010999)	Cable, Battery, 1/0ga [Telem, T17]	1	
19	1074600	(011000–)	Cable, Battery, 2/0ga [M17, Telem]	1	
20	1073078	(000000–010999)	Cable, 1/0ga 48.2l Blk[M9 Ring/.25 Ring]	1	
20	1074601	(011000–)	Cable, 2/0ga 61.0l Blk[M6 Ring/M9 Ring]	1	
21	1071085	(000000–)	Clip, Tie, 0.25d, Plstc	1	
22	763114	(000000–)	Tie, Cable, 11.3l, 2.75d Max	2	
23	32483	(000000–)	Washer, Flat, 0.25, Sae	2	
24	33930	(000000–)	Screw, Hex, M6 X 1.00 X 40, Ss	2	
25	09570	(000000–)	Clamp, Cable, Stl, 0.90d X 0.62w, 1hole	3	
26	09740	(000000–)	Screw, Hex, M8 X 1.25 X 20, Ss	3	
27	24199	(000000–010999)	Screw, Hex, M5 X 0.80 X 16, Ss	2	
28	01683	(000000–010999)	Washer, Flat, 10, Ss	4	
29	06549	(000000–010999)	Nut, Hex, Lock, M5 X 0.80, NI	2	
30	1070658	(011000–)	Antenna, Telem, 187 In [Gprs]	1	
31	1210807	(011000–)	Wire, Tie [W/.25" Fir Tree Clip]	2	

Fig. 39 – Battery Slide Out Group

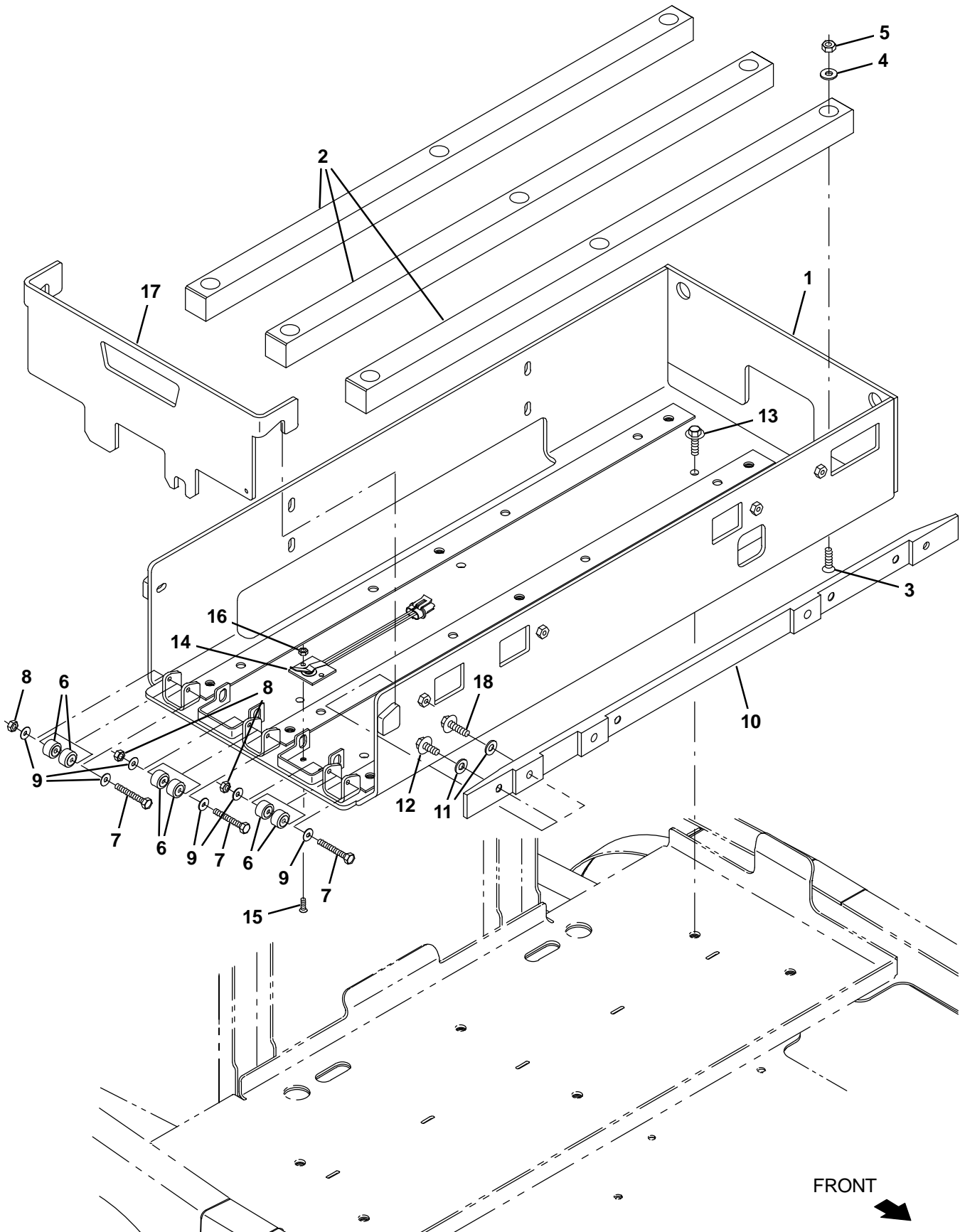
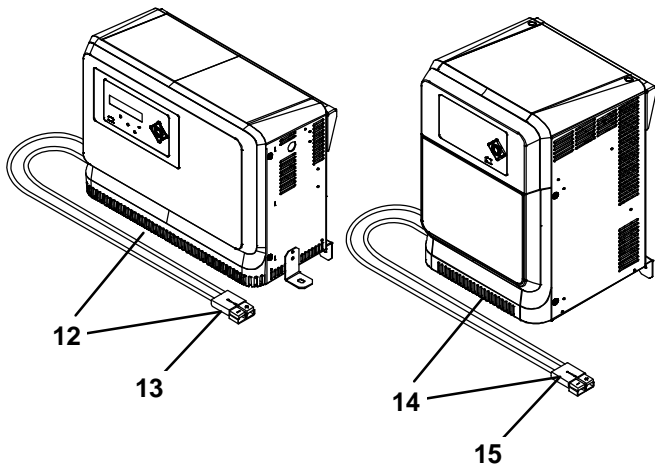
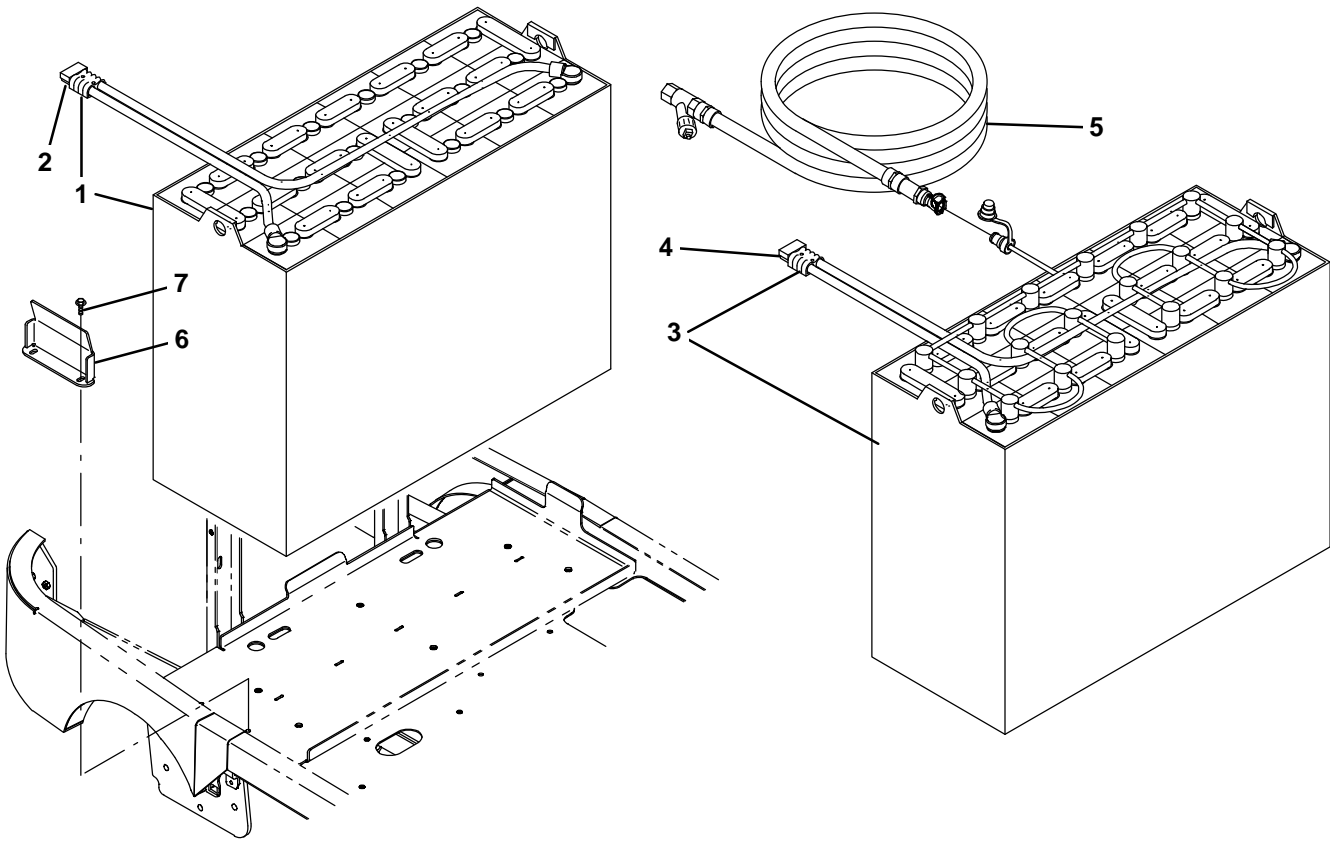


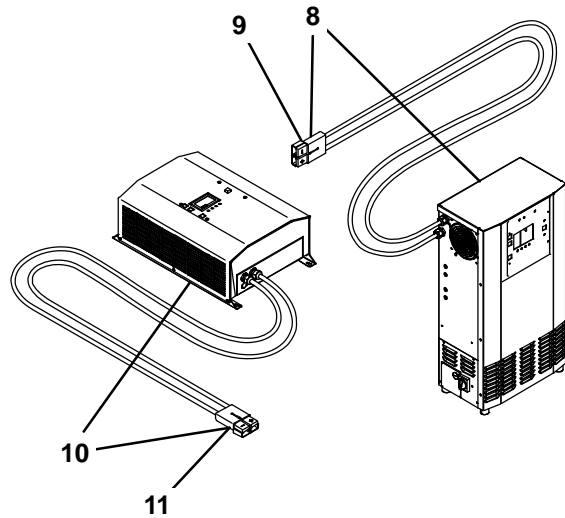
Fig. 39 – Battery Slide Out Group

Ref.	Part No.	Serial Number	Description	Qty.
1	1207912	(000000–010999)	Tray Wldt, Ro Battery, [T17]	1
1	1225437	(011000–012999)	Tray Wldt, Ro Battery, [T17]	1
1	1241249	(013000–)	Tray Wldt, R/O, Battery	1
2	1208527	(000000–)	Plate, Plstc, Bat Rollout	3
3	79506	(000000–)	Screw, Flt, Soc, M8 X 1.25 X 30, Ss	9
4	01685	(000000–)	Washer, Flat, 0.38b 0.88d .08, Ss	9
5	08713	(000000–)	Nut, Hex, Lock, M8 X 1.25, NI, Ss	9
6	369415	(000000–)	Bearing, Needle, 0.25b 0.88d 0.50w	6
7	58979	(000000–)	Screw, Hex, M6 X 1.00 X 55, FI, Ss	3
8	08712	(000000–)	Nut, Hex, Lock, M6 X 1.00, NI, Ss	3
9	01684	(000000–)	Washer, Flat, 0.27b 0.69d .05, Ss	6
10	1209368	(000000–)	Plate, Guide, Battery Rollout [T17]	1
11	39349	(000000–)	Washer, Flat, 0.31, Sae	4
12	09740	(000000–)	Screw, Hex, M8 X 1.25 X 20, Ss (Large Battery)	4
13	1037354	(000000–010999)	Screw, Hex, M8 X 1.25 X 30, 9.8, Sems	6
13	1037355	(011000–)	Screw, Hex, M8 X 1.25 X 35, 9.8, Sems	6
14	1210673	(000000–)	Switch, Limit, N.C. [Cpi, Spst, 280 Mp]	1
15	09120	(000000–)	Screw, Flt, Soc, M5 X 0.80 X 16, 10.9	2
16	06549	(000000–)	Nut, Hex, Lock, M5 X 0.80, NI	2
17	1208673	(000000–012999)	Plate, Door, Battery Rollout [T17]	1
17	1241253	(013000–)	Plate, Door, Battery Rollout [T17/M17]	1
18	1037355	(000000–)	Screw, Hex, M8 X 1.25 X 35, 9.8, Sems (Small Battery)	6

Fig. 40 – Battery and Charger Group, 510AH / 625AH



CEC Compliant

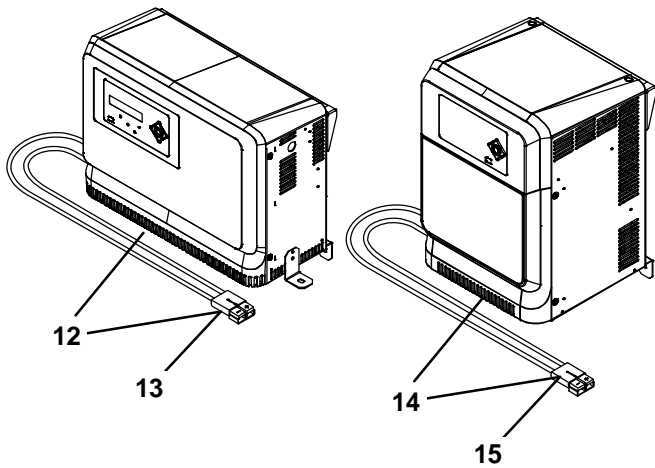
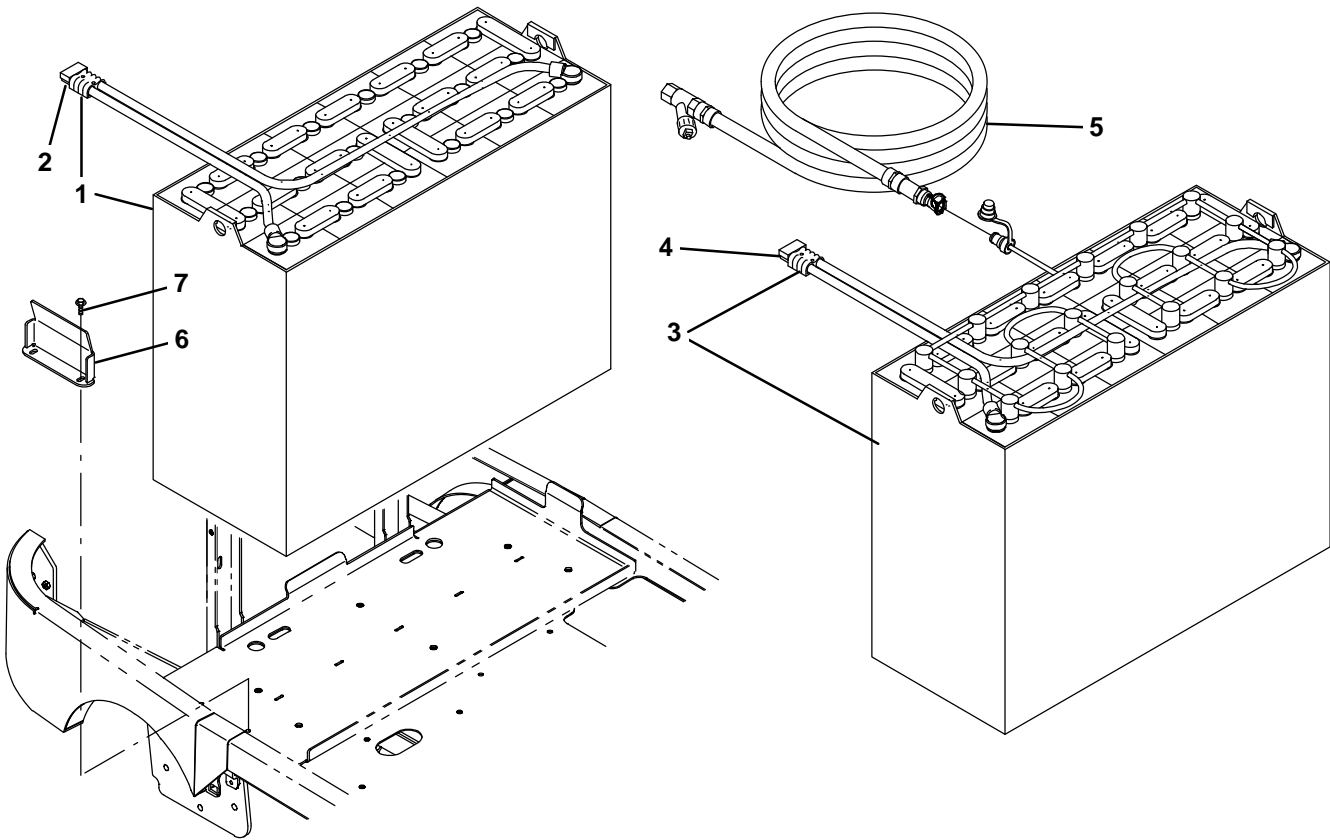


Non-CEC Compliant

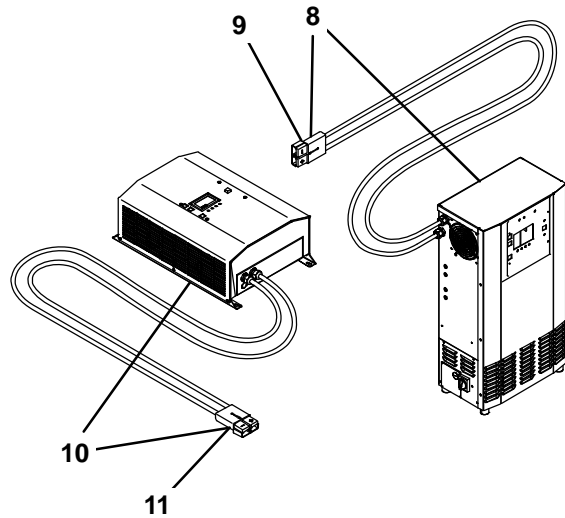
Fig. 40 – Battery and Charger Group, 510AH / 625AH

	Ref.	Part No.	Serial Number	Description	Qty.
▽	1	1244404	(000000–) Battery, Wet, 36Vdc, 510Ah	1
▲	2	01726	(000000–) Connector, 350a, Gray	1
▽	1	1248312	(000000–) Battery, Wet, 36Vdc, 625Ah (China Only)	1
▲	2	01726	(000000–) Connector, 350a, Gray	1
▽	3	1244412	(000000–) Battery, Wet, 36vdc, 510ah [W/Watering]	1
▲	4	01726	(000000–) Connector, 350a, Gray	1
	5	1213281	(000000–) Kit, Hose, Watering, Battery, 20ft	1
	6	1206951	(000000–) Bracket, Front, Battery	1
	7	1037354	(000000–) Screw, Hex, M8 X 1.25 X 30, 9.8 Sems	2
▽	8	1207934	(000000–) Charger, 36vdc/80a, 200–240vac 3ph	1
▲	9	01726	(000000–) Connector, 350a, Gray	1
▽	10	1207933	(000000–) Charger, 36vdc/80a, 200–240vac 1ph	1
▲	11	01726	(000000–) Connector, 350a, Gray	1
▽	12	1227937	(000000–) Charger, 36Vdc/144A, 208/240Vac, 1Ph	1
▲	13	01726	(000000–) Connector, 350a, Gray	1
▽	14	1227938	(000000–) Charger, 36Vdc/160A, 208/240Vac, 3Ph	1
▲	15	01726	(000000–) Connector, 350a, Gray	1
▽	14	9016099	(000000–) Charger Kit, 480Vac/400Vac [Convert]	1
▲	15	01726	(000000–) Connector, 350a, Gray	1
▽	14	1228060	(000000–) Charger, 36Vdc/a60A, 600Vac, 3Ph	1
▲	15	01726	(000000–) Connector, 350a, Gray	1

Fig. 41 – Battery and Charger Group, 750AH / 775AH



CEC Compliant

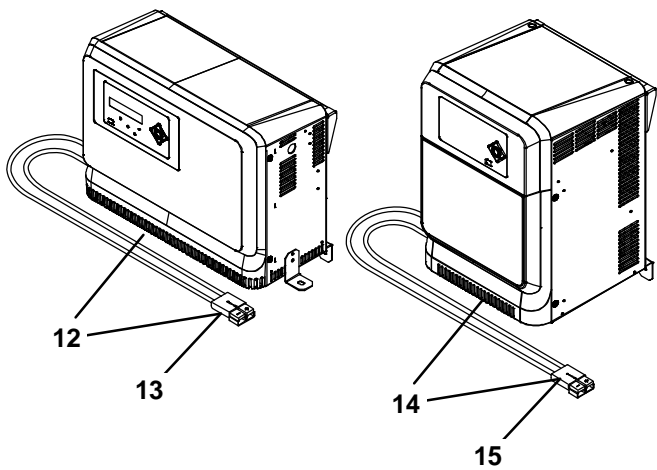
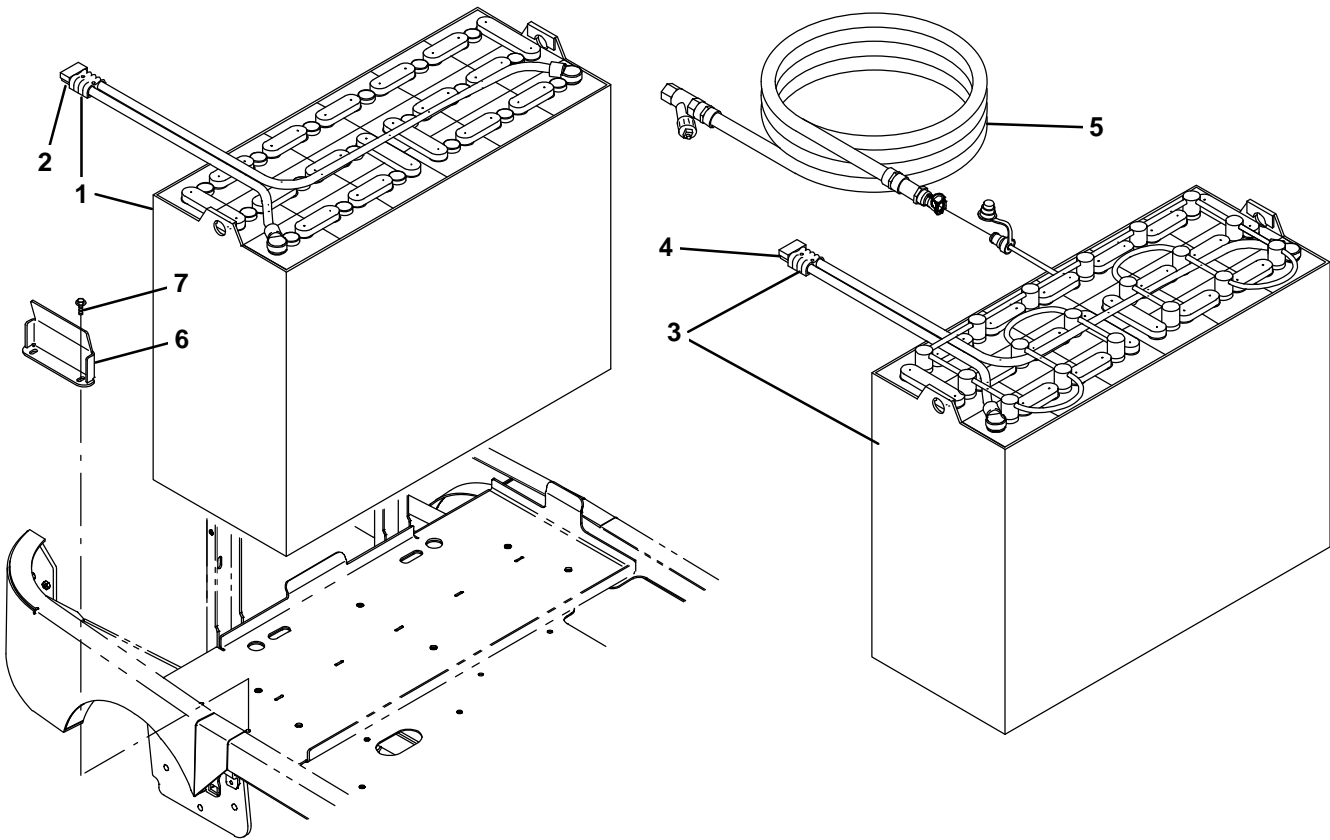


Non-CEC Compliant

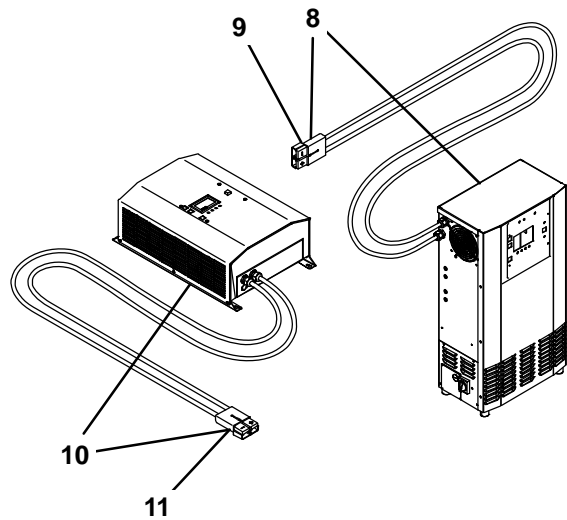
Fig. 41 – Battery and Charger Group, 750AH / 775AH

	Ref.	Part No.	Serial Number	Description	Qty.
▽	1	1244405	(000000–) Battery, Wet, 36Vdc, 750Ah	1
▲	2	01726	(000000–) Connector, 350a, Gray	1
▽	1	1248313	(000000–) Battery, Wet, 36Vdc, 775Ah (China Only)	1
▲	2	01726	(000000–) Connector, 350a, Gray	1
▽	3	1244413	(000000–) Battery, Wet, 36vdc, 750ah [W/Watering]	1
▲	4	01726	(000000–) Connector, 350a, Gray	1
	5	1213281	(000000–) Kit, Hose, Watering, Battery, 20ft	1
	6	1206951	(000000–) Bracket, Front, Battery	1
	7	1037354	(000000–) Screw, Hex, M8 X 1.25 X 30, 9.8 Sems	2
▽	8	1212158	(000000–) Charger, 36vdc/100a, 200–240vac 3ph	1
▲	9	01726	(000000–) Connector, 350a, Gray	1
▽	8	1207936	(000000–) Charger, 36vdc/120a, 480vac 3ph	1
▲	9	01726	(000000–) Connector, 350a, Gray	1
▽	8	1207935	(000000–) Charger, 36vdc/120a, 380–415vac 3ph (International Only)	1
▲	9	01726	(000000–) Connector, 350a, Gray	1
▽	10	9020652	(000000–) Charger Kit, 36vdc/80a, 200–240vac 1ph (International Only)	1
▲	11	01726	(000000–) Connector, 350a, Gray	1
▽	12	1227937	(000000–) Charger, 36Vdc/144A, 208/240Vac, 1Ph	1
▲	13	01726	(000000–) Connector, 350a, Gray	1
▽	14	1227938	(000000–) Charger, 36Vdc/160A, 208/240Vac, 3Ph	1
▲	15	01726	(000000–) Connector, 350a, Gray	1
▽	14	9016099	(000000–) Charger Kit, 480Vac/400Vac [Convert]	1
▲	15	01726	(000000–) Connector, 350a, Gray	1
▽	14	1228060	(000000–) Charger, 36Vdc/a60A, 600Vac, 3Ph	1
▲	15	01726	(000000–) Connector, 350a, Gray	1

Fig. 42 – Battery and Charger Group, 930AH



CEC Compliant



Non-CEC Compliant

Fig. 42 – Battery and Charger Group, 930AH

	Ref.	Part No.	Serial Number	Description	Qty.
▽	1	1210313	(000000–) Battery, Wet, 36Vdc, 930Ah	1
▲	2	01726	(000000–) Connector, 350a, Gray	1
▽	3	1210316	(000000–) Battery, Wet, 36vdc, 930ah [W/Watering]	1
▲	4	01726	(000000–) Connector, 350a, Gray	1
	5	1213281	(000000–) Kit, Hose, Watering, Battery, 20ft	1
	6	1206951	(000000–) Bracket, Front, Battery	1
	7	1037354	(000000–) Screw, Hex, M8 X 1.25 X 30, 9.8 Sems	2
▽	8	1212158	(000000–) Charger, 36vdc/100a, 200–240vac 3ph	1
▲	9	01726	(000000–) Connector, 350a, Gray	1
▽	8	1207936	(000000–) Charger, 36vdc/120a, 480vac 3ph	1
▲	9	01726	(000000–) Connector, 350a, Gray	1
▽	8	1207935	(000000–) Charger, 36vdc/120a, 380–415vac 3ph (International Only)	1
▲	9	01726	(000000–) Connector, 350a, Gray	1
▽	10	9020652	(000000–) Charger Kit, 36vdc/80a, 200–240vac 1ph (International Only)	1
▲	11	01726	(000000–) Connector, 350a, Gray	1
▽	12	1227937	(000000–) Charger, 36Vdc/144A, 208/240Vac, 1Ph	1
▲	13	01726	(000000–) Connector, 350a, Gray	1
▽	14	1227938	(000000–) Charger, 36Vdc/160A, 208/240Vac, 3Ph	1
▲	15	01726	(000000–) Connector, 350a, Gray	1
▽	14	9016099	(000000–) Charger Kit, 480Vac/400Vac [Convert]	1
▲	15	01726	(000000–) Connector, 350a, Gray	1
▽	14	1228060	(000000–) Charger, 36Vdc/a60A, 600Vac, 3Ph	1
▲	15	01726	(000000–) Connector, 350a, Gray	1

Fig. 43 – Battery and Charger Group, 930AH, Opportunity Charging

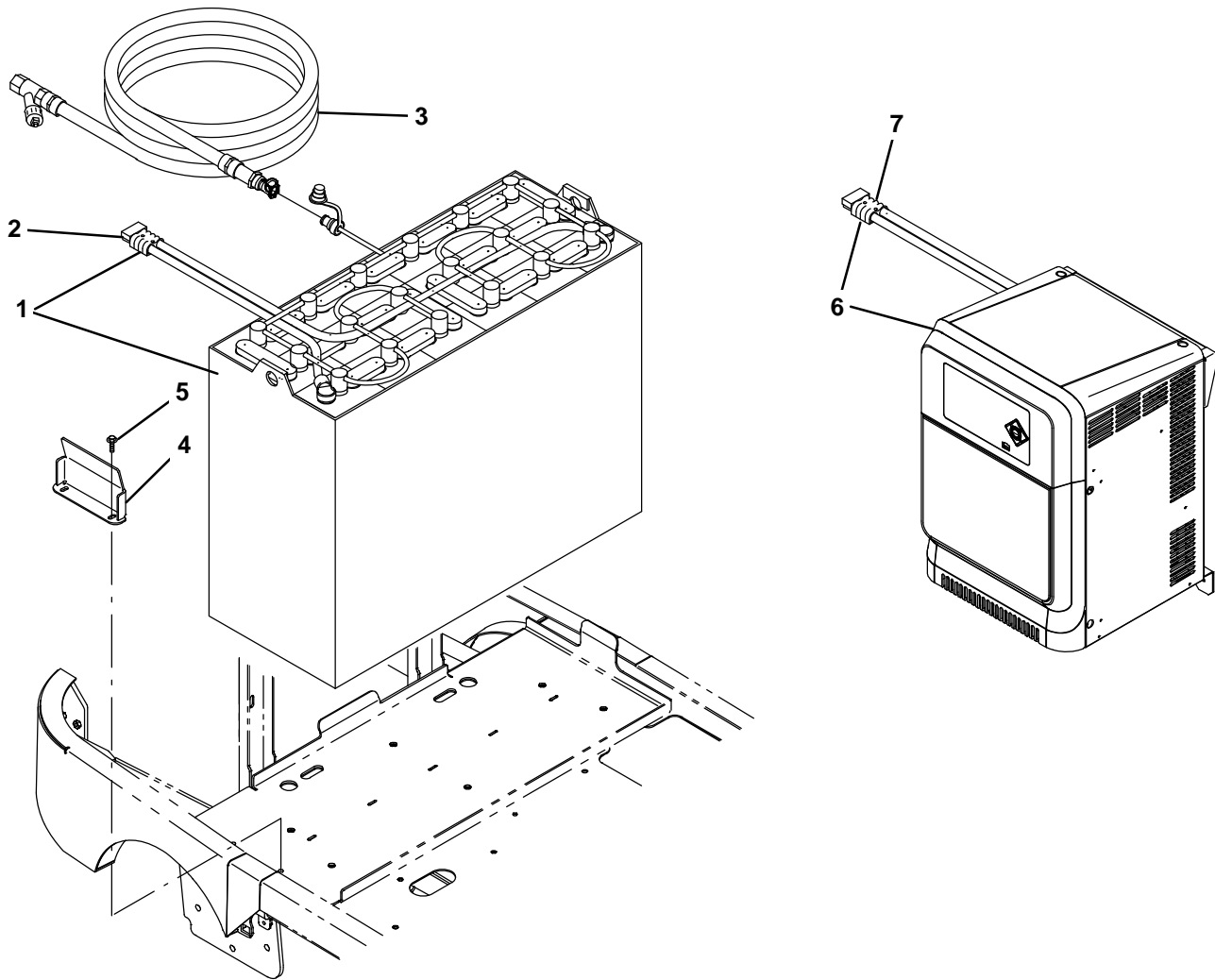


Fig. 43 – Battery and Charger Group, 930AH, Opportunity Charging

	Ref.	Part No.	Serial Number	Description	Qty.
▽	1	1225538	(000000–) Battery, Wet, 36Vdc, 930Ah [Spw/Wi–lq]	1
▲	2	01726	(000000–) Connector, 350a, Gray	1
	3	1213281	(000000–) Kit, Hose, Watering, Battery, 20ft	1
	4	1206951	(000000–) Bracket, Front, Battery	1
	5	1037354	(000000–) Screw, Hex, M8 X 1.25 X 30, 9.8 Sems	2
▽	6	1219396	(000000–) Charger, 36 Vdc/240A, 480Vac [Opportunity]	1
▲	7	01726	(000000–) Connector, 350a, Gray	1
▽	6	1225535	(000000–) Charger, 36 Vdc 195A 400Vac [Opportunity] – (China Only)	1
▲	7	01726	(000000–) Connector, 350a, Gray	1

Fig. 44 – Battery Group Lithium-Ion, 36V, 18.4Kwh

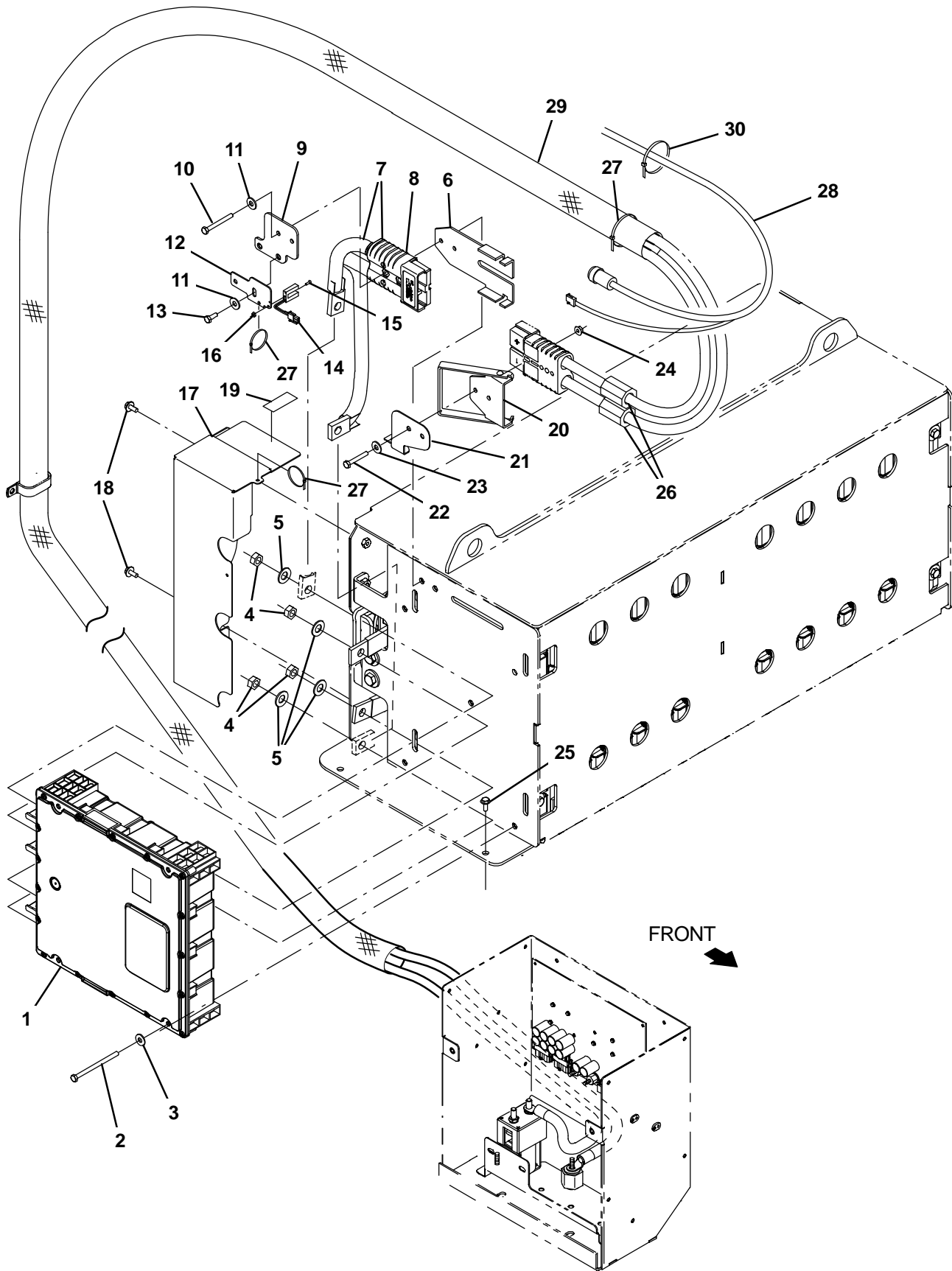


Fig. 44 – Battery Group Lithium-Ion, 36V, 18.4Kwh

Ref.	Part No.	Serial Number	Description	Qty.
▽	9019654*	(000000-) Battery Kit, Li-Ion, 36v, 18.4kwh [UI]	1
▲	1 1240228*	(000000-) Controller, Battery, Li-Ion, 36vdc [Bms]	1
▲	2 06952*	(000000-) Screw, Hex, M6 X 1.00 X 90, 8.8	4
▲	3 32490*	(000000-) Washer, Flat, 0.25, Std	4
▲	4 07788*	(000000-) Nut, Hex, Std, M12 X 1.75, Ss	4
▲	5 1246706*	(000000-) Washer, Belleville, 0.505b 1.00d 0.091h, Ss	4
▲	6 1238011*	(000000-) Bracket, Mtg, Base, Battery, Disconnect	1
▲▽	7 1242409*	(000000-) Cable Assy, Battery 4/0ga [T17, M17]	1
▲▲	8 22892*	(000000-) Connector, Anderson, 175a, Gray	1
▲	9 1243816*	(000000-) Bracket, Connector, Anderson	1
▲	10 58979*	(000000-) Screw, Hex, M6 X 1.00 X 55, Fl, Ss	2
▲	11 32490*	(000000-) Washer, Flat, 0.25, Std	4
▲	12 1243817*	(000000-) Bracket, Switch, Anderson	1
▲	13 11329*	(000000-) Screw, Hex, M6 X 1.00 X 16, NI, Ss	2
▲	14 1247115*	(000000-) Switch [Proximity, Reed, W/Molex]	1
▲	15 1243843*	(000000-) Screw, Flt, Phi, 04-40, Cs, Brass	1
▲	16 01711*	(000000-) Nut, Hex, Std, #04-40, 2	1
▲	17 1242382*	(000000-) Cover, Bms, 36v	1
▲	18 1034731*	(000000-) Screw, Hex, M6 X 1.00 X 16, Sems, Ss	2
▲	19 1247763*	(000000-) Label [Anti-Tamper]	10
	20 1238009	(000000-) Bracket, Mtg, Battery, Disconnect	1
	21 1243574	(000000-) Plate, Connector, Anderson, Switch	1
	22 33930	(000000-) Screw, Hex, M6 X 1.00 X 40, Ss	2
	23 32490	(000000-) Washer, Flat, 0.25, Std	2
	24 07790	(000000-) Nut, Hex, Flng, M6 X 1.00	2
	25 1037355	(000000-) Screw, Hex, M8 X 1.25 X 35, 9.8, Sems	4
	26 1052123	(000000-) Inductor, 18mmid [225 Imp At 25mhz]	2
	27 763115	(000000-) Tie, Cable, 6.0l, 1.25d Max	3
	28 1238981	(000000-) Harness, Cntrl, Battery [M17, T17]	1
	29 1247200	(000000-) Sleeve, Nyl, 1.35id 25.0l [Asb19]	1
	30 763114	(000000-) Tie, Cable, 11.3l, 2.75d Max	10

* Requires Tennant *True* service or an authorized Tennant service provider.

Fig. 45 – Battery Group Lithium-Ion, 36V, 38.8Kwh

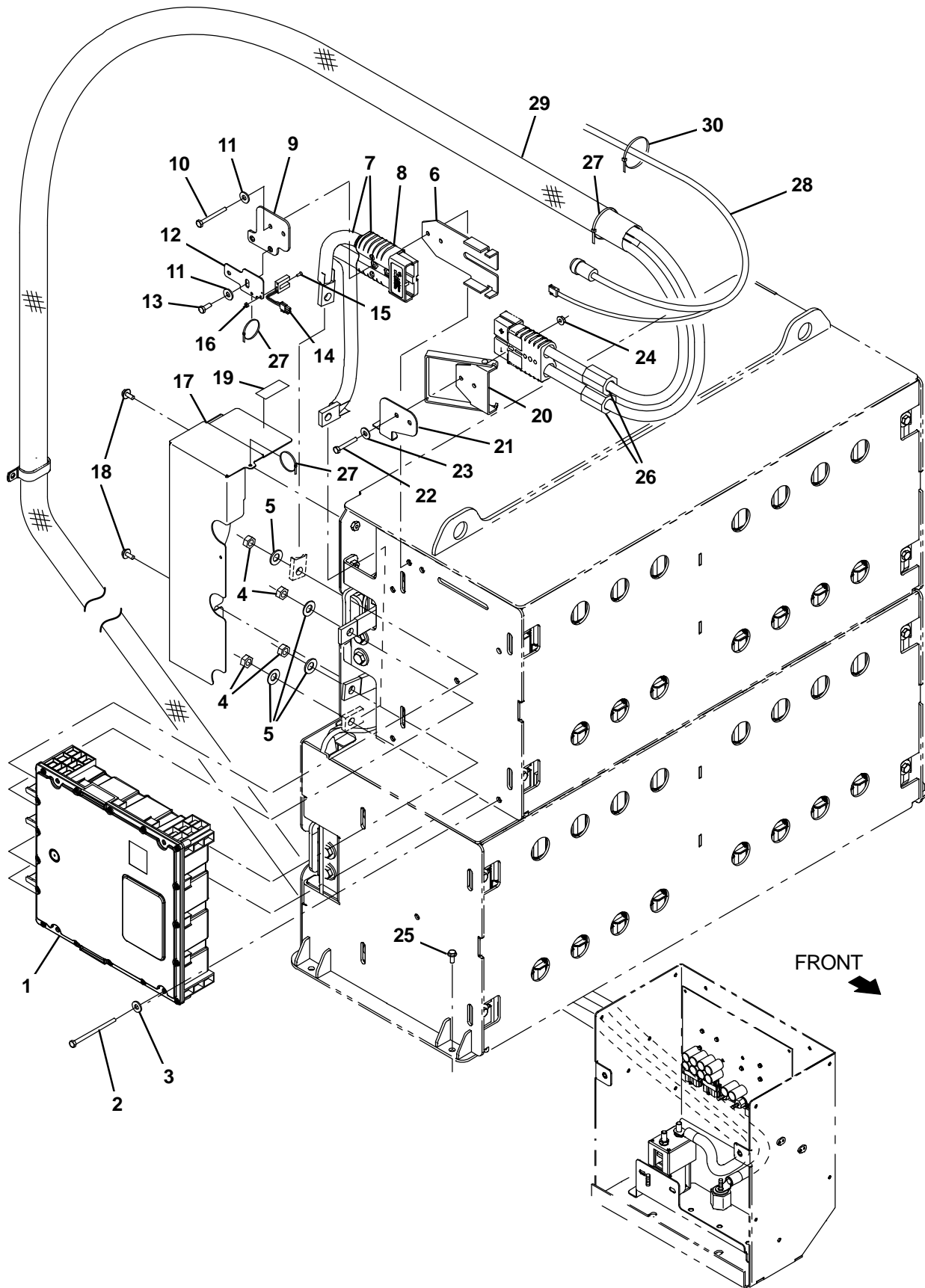
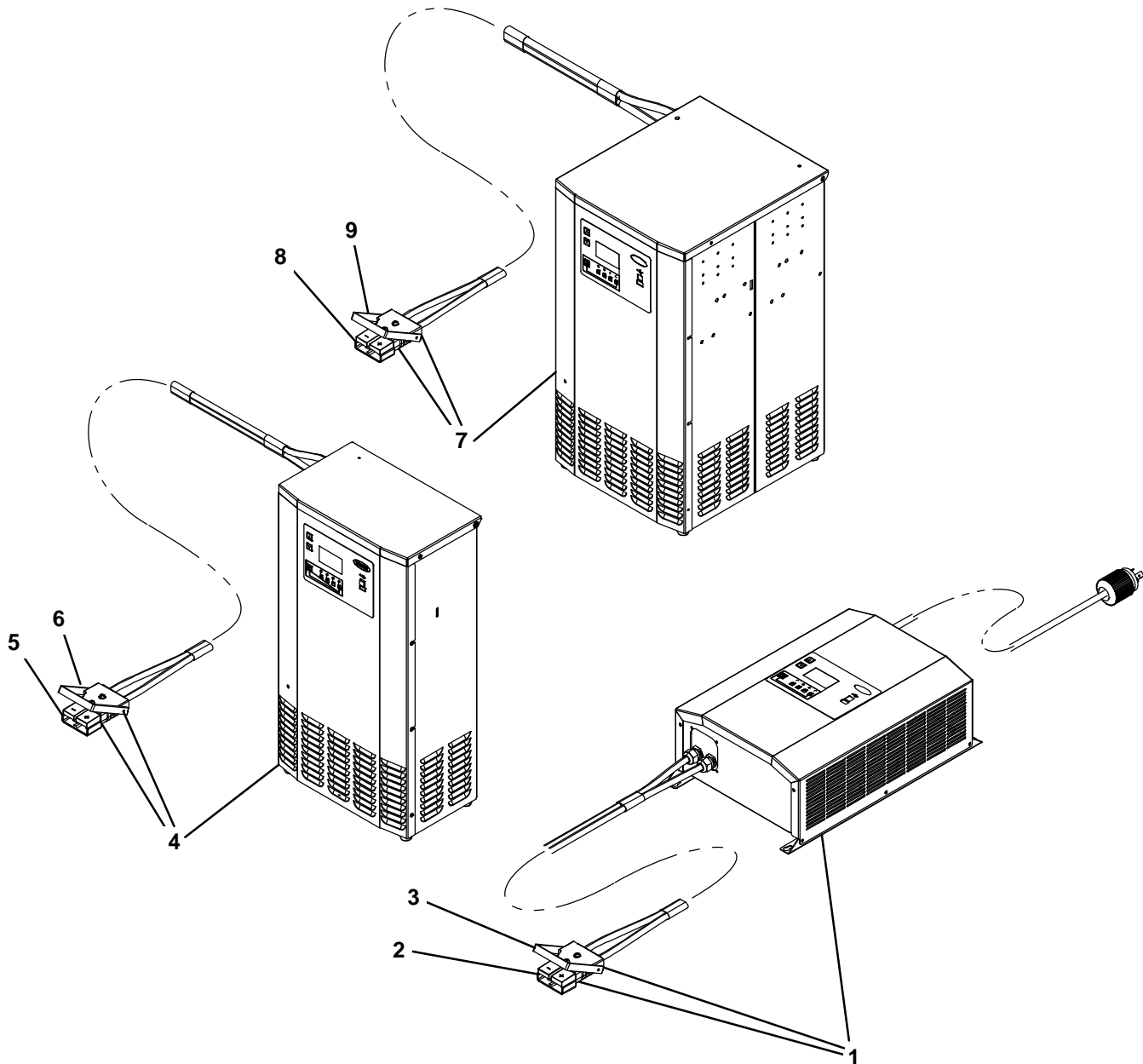


Fig. 45 – Battery Group Lithium-Ion, 36V, 38.8Kwh

Ref.	Part No.	Serial Number	Description	Qty.
▽	9019655*	(000000-) Battery Kit, Li-Ion, 36v, 38.8kwh [UI]	1
▲	1 1240228*	(000000-) Controller, Battery, Li-Ion, 36vdc [Bms]	1
▲	2 06952*	(000000-) Screw, Hex, M6 X 1.00 X 90, 8.8	4
▲	3 32490*	(000000-) Washer, Flat, 0.25, Std	4
▲	4 07788*	(000000-) Nut, Hex, Std, M12 X 1.75, Ss	4
▲	5 1246706*	(000000-) Washer, Belleville, 0.505b 1.00d 0.091h, Ss	4
▲	6 1238011*	(000000-) Bracket, Mtg, Base, Battery, Disconnect	1
▲▽	7 1242409*	(000000-) Cable Assy, Battery 4/0ga [T17, M17]	1
▲▲	8 22892*	(000000-) Connector, Anderson, 175a, Gray	1
▲	9 1243816*	(000000-) Bracket, Connector, Anderson	1
▲	10 58979*	(000000-) Screw, Hex, M6 X 1.00 X 55, Fl, Ss	2
▲	11 32490*	(000000-) Washer, Flat, 0.25, Std	4
▲	12 1243817*	(000000-) Bracket, Switch, Anderson	1
▲	13 11329*	(000000-) Screw, Hex, M6 X 1.00 X 16, NI, Ss	2
▲	14 1247115*	(000000-) Switch [Proximity, Reed, W/Molex]	1
▲	15 1243843*	(000000-) Screw, Flt, Phi, 04-40, Cs, Brass	1
▲	16 01711*	(000000-) Nut, Hex, Std, #04-40, 2	1
▲	17 1242382*	(000000-) Cover, Bms, 36v	1
▲	18 1034731*	(000000-) Screw, Hex, M6 X 1.00 X 16, Sems, Ss	2
▲	19 1247763*	(000000-) Label [Anti-Tamper]	10
	20 1238009	(000000-) Bracket, Mtg, Battery, Disconnect	1
	21 1243574	(000000-) Plate, Connector, Anderson, Switch	1
	22 33930	(000000-) Screw, Hex, M6 X 1.00 X 40, Ss	2
	23 32490	(000000-) Washer, Flat, 0.25, Std	2
	24 07790	(000000-) Nut, Hex, Flng, M6 X 1.00	2
	25 1037355	(000000-) Screw, Hex, M8 X 1.25 X 35, 9.8, Sems	4
	26 1052123	(000000-) Inductor, 18mmid [225 Imp At 25mhz]	2
	27 763115	(000000-) Tie, Cable, 6.0l, 1.25d Max	3
	28 1238981	(000000-) Harness, Cntrl, Battery [M17, T17]	1
	29 1247200	(000000-) Sleeve, Nyl, 1.35id 25.0l [Asb19]	1
	30 763114	(000000-) Tie, Cable, 11.3l, 2.75d Max	10

* Requires Tennant *True* service or an authorized Tennant service provider.

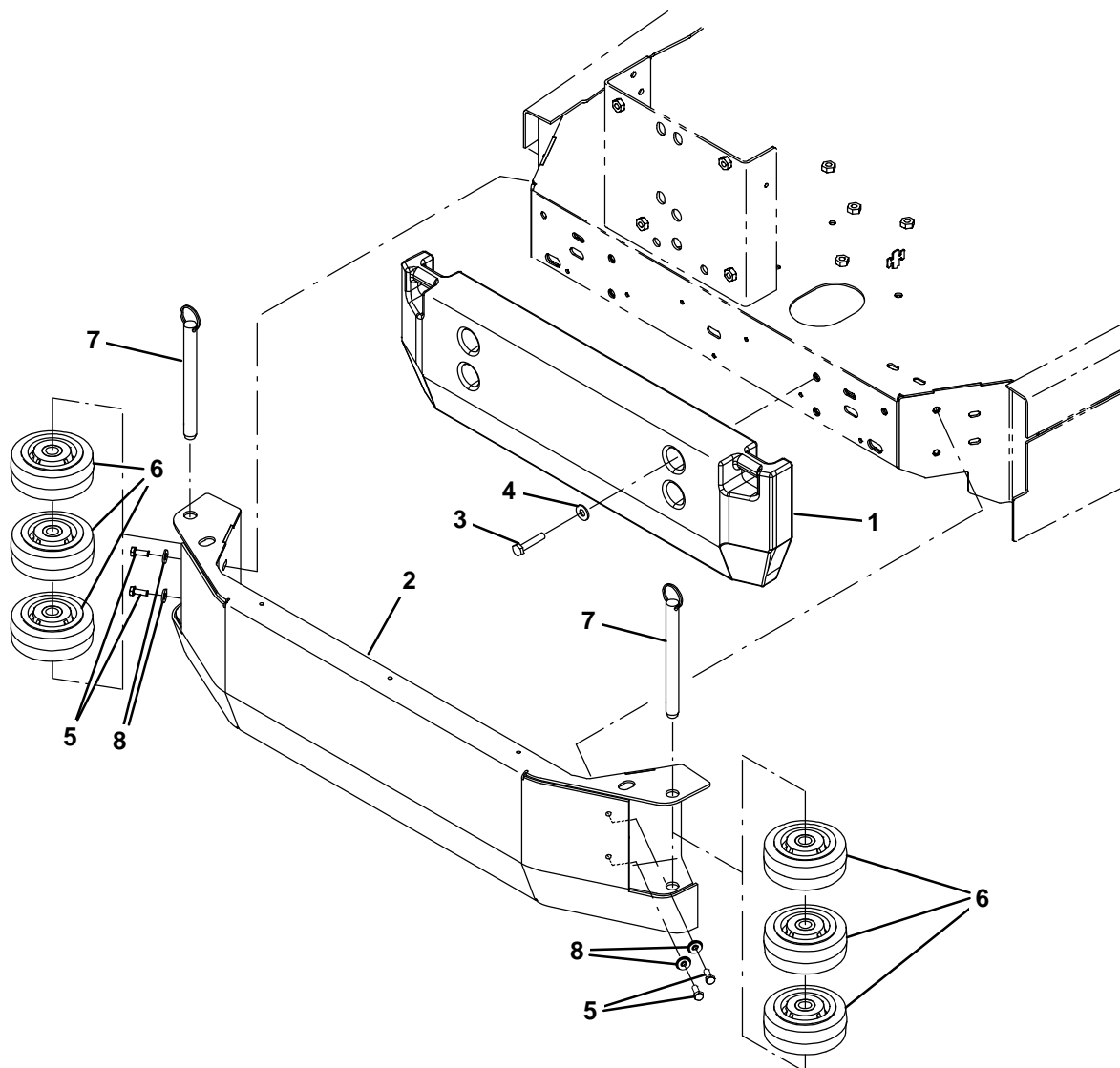
Fig. 46 – Battery Charger Group, Lithium-Ion



356964

Ref.	Part No.	Serial Number	Description	Qty.
▽	1	1242858	(000000–) Charger, 36Vdc 80A 200–240Vac 1Ph	1
▲	2	01726	(000000–) Connector, 350a, Gray	1
▲	3	1238009	(000000–) Bracket, Mtg, Battery, Disconnect	1
▽	4	1242859	(000000–) Charger, 36Vdc 80A 200–240Vac 3Ph	1
▲	5	01726	(000000–) Connector, 350a, Gray	1
▲	6	1238009	(000000–) Bracket, Mtg, Battery, Disconnect	1
▽	4	1242860	(000000–) Charger, 36Vdc 100A 480vac 3Ph	1
▲	5	01726	(000000–) Connector, 350a, Gray	1
▲	6	1238009	(000000–) Bracket, Mtg, Battery, Disconnect	1
▽	7	1243128	(000000–) Charger, 36Vdc 215A 480Vac 3Ph	1
▲	8	01726	(000000–) Connector, 350a, Gray	1
▲	9	1238009	(000000–) Bracket, Mtg, Battery, Disconnect	1

Fig. 47 – Ramp Climb Counter Weight Group



356512

Ref.	Part No.	Serial Number	Description	Qty.
1	1213680	(000000–) Weight, Counter, Casting, 250Lb, Painted	1
2	1212747	(000000–) Channel Wldt, Bumper, Ballast	1
3	16930	(000000–) Screw, Hex, M10 X 1.50 X 50, 8.8	4
4	32492	(000000–) Washer, Flat, 0.38, Std	4
5	09010	(000000–) Screw, Hex, M8 X 1.25 X 25, Ss	4
6	1052962	(000000–) Wheel, 05.0d 2.00w 0.75b, Gray, W/ Bshg	6
7	1206367	(000000–) Pin, Hitch, .750d X 7.00l, PI	2
8	1017218	(000000–) Washer, flat, 0.32B 1.00D .12, Ss	4

Fig. 48 – Fuel Cell Group (013000-)

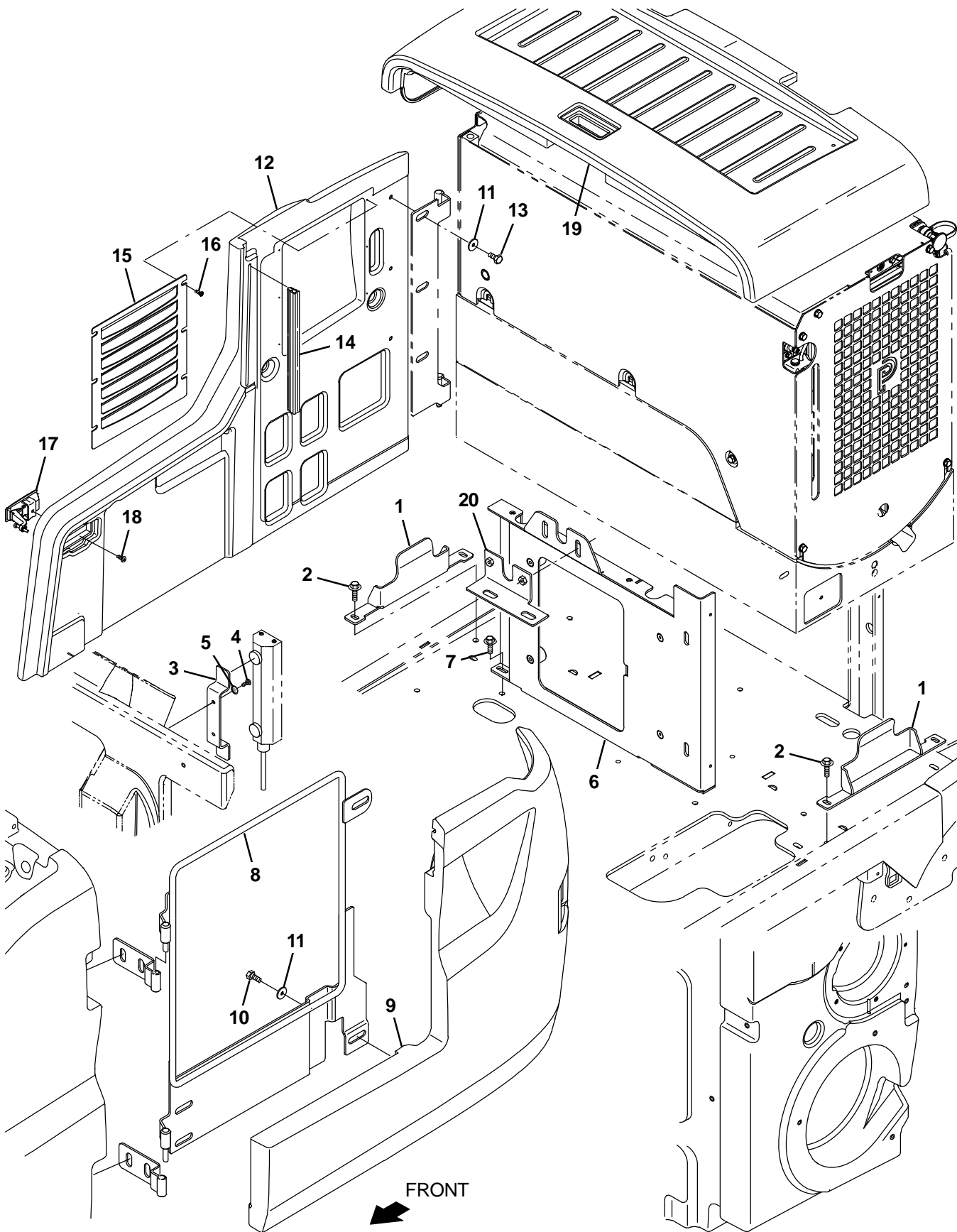


Fig. 48 - Fuel Cell Group (013000-)

Ref.	Part No.	Serial Number	Description	Qty.
1	1240010	(013000-) Bracket, Cell, Fuel	2
2	1037354	(013000-) Screw, Hex, M8 X 1.25 X 30, 9.8, Sems	4
3	1238895	(013000-) Bracket, Controller [Pendant]	1
4	382320	(013000-) Screw, Pan, Phl, 12-16 X 0.50, F/ Plstc	2
5	1069322	(013000-) Washer, Flat, 0.25, Sae, Blk	2
6	1238731	(013000-) Bracket Wldt, Sppt, Seat	1
7	1037346	(013000-) Screw, Hex, M8 X 1.25 X 25, 9.8, Sems	2
8	1238878	(013000-) Door, Frame	1
9	9018849	(013000-) Cover, Side, Lh, Fuel Cell, Afmkt [T/M17]	1
10	12273	(013000-) Screw, Hex, M8 X 1.25 X 20, NI, Ss	4
11	1017218	(013000-) Washer, Flat, 0.32b 1.00d .12, Ss	4
12	9018848	(013000-) Cover, Side, Rh, Fuel Cell, Afmkt [T/M17]	1
13	49826	(013000-) Screw, Hex, M8 X 1.25 X 16, NI, Ss	3
14	1011882	(013000-) Seal, Bulb, Str, Snap-In, Epdm, Bulk	1
15	1238175	(013000-) Panel, Louvered, Rh	1
16	360973	(013000-) Screw, Pan, Phl, 12-16 X 0.50, F/ Plstc	6
17	398806	(013000-) Latch	1
18	06934	(013000-) Screw, Pan, Phl, M5 X 0.80 X 20, 4.8	1
19	9018980	(013000-) Cover, Battery, Fuel Cell, Afmkt [T/M17]	1
19	9018983	(013000-) Cover, Battery, Fuel Cell, Ohg [T/M17]	1
20	1238671	(013000-) Bracket Wldt, Mtg, Ohg	1

Fig. 49 – Pressure Washer Wand and Cover Group (013000-)

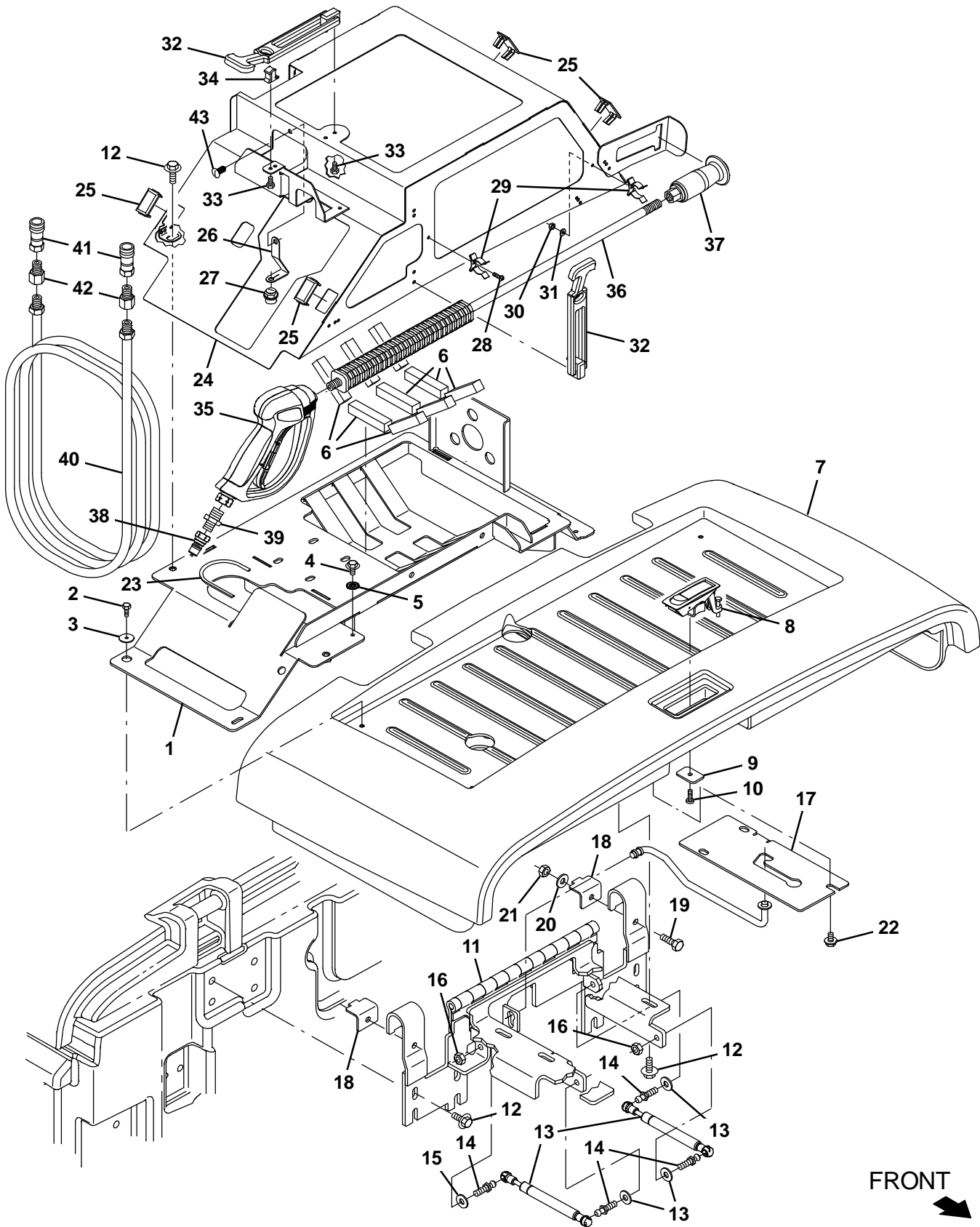


Fig. 49 – Pressure Washer Wand and Cover Group (013000–)

Ref.	Part No.	Serial Number	Description	Qty.	
1	9018850	(013000–)	Brkt Kit, Press Wash, Afmkt [T/M17]	1	
2	12312	(013000–)	Screw, Hex, M5 X 0.80 X 12, 8.8	4	
3	397779	(013000–)	Washer, Flat, 0.28b 1.00d .06, Stl, Blk	1	
4	222158	(013000–)	Screw, Hex, M6 X 1.00 X 10, Fmg	1	
5	41140	(013000–)	Washer, Lock, Int–Ext, 0.25	1	
6	1239531	(013000–)	Seal, Rbr, Clsd, 0.63, 0.63, 3.0l	1	
7	9018979	(013000–)	Cover, Battery, Pw, Dv, Na [T/M17]	1	
7	9018981	(013000–)	Cover, Battery, Pw, Dv, Ohg [T/M17]	1	
8	398806	(013000–)	Latch	1	
9	1208748	(013000–)	Plate, Latch [T17]	1	
10	06935	(013000–)	Screw, Pan, Phl, M5 X 0.80 X 25, 4.8	1	
11	1225700	(013000–)	Hinge Wldt, Cover, Battery	1	
12	1020341	(013000–)	Screw, Hex, M8 X 1.25 X 20, Ss, Sems	12	
13	1245866	(013000–)	Gasspring, 90lb, 3.15strk	2	
14	1241509	(013000–)	Stud, Ball, 10mm Ball, M8x1.25	4	
15	32491	(013000–)	Washer, Flat, 0.31, Std	4	
16	08713	(013000–)	Nut, Hex, Lock, M8 X 1.25, NI, Ss	4	
17	1225704	(013000–)	Plate, Mtg, Cover	1	
18	1207130	(013000–)	Bracket, Retain, Hinge, Cover	2	
19	09010	(013000–)	Screw, Hex, M8 X 1.25 X 25, Ss	2	
20	01685	(013000–)	Washer, Flat, 0.38b 0.88d .08, Ss	2	
21	08713	(013000–)	Nut, Hex, Lock, M8 X 1.25, NI, Ss	2	
22	1040467	(013000–)	Screw, hex, M6 X 1.00 X20, 9.8, Sems	3	
23	1020168	(013000–)	Molding, Afmkt, Trim, Pvc, .08 .11, 01 Ft	1	
24	9018847	(013000–)	Cover Kit, Press Wash, Afmkt [T/M17]	1	
25	57772	(013000–)	Plug, Hole, Rt, 1.45 X 0.83, Blk Nyl	4	
▽	9018841	(013000–)	Plug Kit, Press Wash, Pump, Afmkt[T/M17]	1	
▲	26	1243644	(013000–)	Strap, Plug	1
▲	27	1243645	(013000–)	Plug, Oil	1
28	06927	(013000–)	Screw, Pan, Phl, M4 X 0.70 X 16, 4.8	2	
29	23446	(013000–)	Clip, Grip, Finger, 0.31–0.75d, Nk Pl	2	
30	02850	(013000–)	Nut, Hex, Lock, M4 X 0.70, NI	2	
31	41579	(013000–)	Washer, Flat, 08, Ss	2	
32	1244570	(013000–)	Latch, Draw	1	
33	09244	(013000–)	Screw, Hex, M5 X 0.80 X 16, 8.8	3	
34	1244906	(013000–)	Keeper, Latch, Draw	1	
▽	9018842	(013000–)	Wand Kit, Press Wash, Afmkt [T/M17]	1	
▲	35	1039042	(013000–)	Handle, Gun, Trigger	1
▲	36	1039044	(013000–)	Wand, Str, Ss, 28l	1
▲	37	1238513	(013000–)	Nozzle, Press Washer	1
▲	38	1042191	(013000–)	Fitting, Ss, Qdc, Mal	1
▲	39	1044428	(013000–)	Fitting, Brs, Str, Pm04/Pm06 [Hp]	1
▽	9018844	(013000–)	Hose Kit, Press Wash, Afmkt [T/M17]	1	
▲	40	1039056	(013000–)	Hose, Rbr, 25ft	1
▲	41	1042051	(013000–)	Fitting, Ss, Qdc, Fem	2
▲	42	1042772	(013000–)	Fitting, Brs, Str, Pf06/Pm04	2
43	21168	(013000–)	Plug, Hole, Rnd, 0.25h 0.8l, Brb, Nyl	1	

Fig. 50 – Pressure Washer Solution Supply Group (013000-)

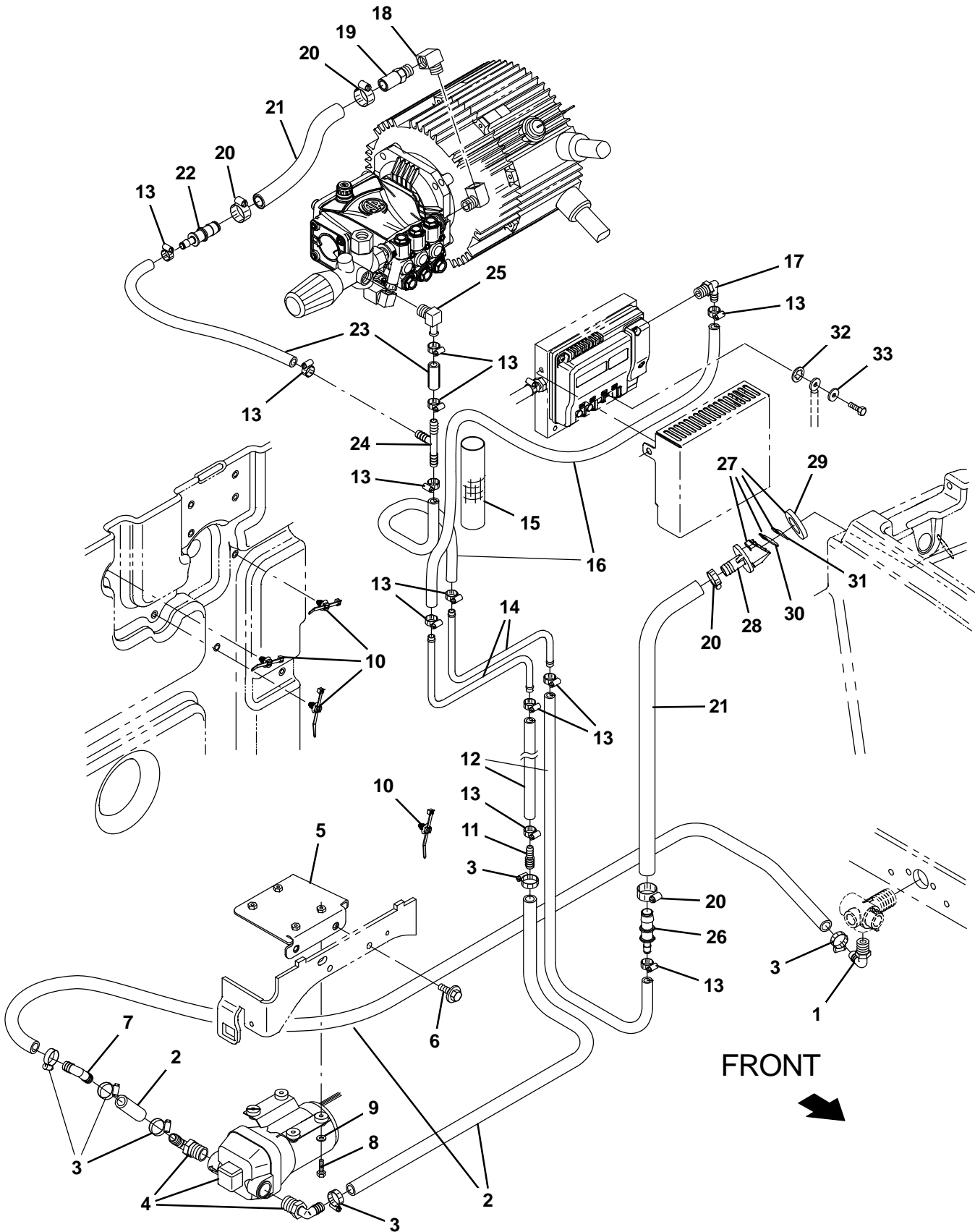


Fig. 50 - Pressure Washer Solution Supply Group (013000-)

Ref.	Part No.	Serial Number	Description	Qty.
1	64778	(013000-) Fitting, Plstc, E90, Bm08/Pm06	1
2	1011412	(013000-) Hose, Afmkt, Pvc, Brd, 0.50id, 08ft, Clr	1
3	54333	(013000-) Clamp, Hose, Wormdrive, 0.31-0.88d, .31w	6
4	1242823	(013000-) Pump, Soltn, Ele, 36vdc, 45psi	1
5	1244427	(013000-) Plate Wldt, Pump	1
6	1037346	(013000-) Screw, Hex, M8 X 1.25 X 25, 9.8, Sems	2
7	63987-1	(013000-) Fitting, Plstc, E90, Bm08/Bm08	1
8	12316	(013000-) Screw, Hex, M5 X 0.80 X 25, Ss	4
9	01683	(013000-) Washer, Flat, 10, Ss	4
10	1210807	(013000-) Wire, Tie [W/.25" Fir Tree Clip]	4
11	222375	(013000-) Fitting, Plstc, Str, Bm06/Bm08	1
12	1014976	(013000-) Hose, Afmkt, Pvc, Brd, 0.38id, 12ft, Clr	1
13	43844	(013000-) Clamp, Hose, Wormdrive, 0.25-0.62d, .31w	13
14	1240293	(013000-) Tube, Water, Pressure Washer	2
15	87677	(013000-) Sleeve, Nyl, 1.22id 20.0l	1
16	1014976	(013000-) Hose, Afmkt, Pvc, Brd, 0.38id, 08ft, Clr	1
17	150412	(013000-) Fitting, Plstc, E90, Bm06/Pm06	1
18	24584	(013000-) Fitting, Brs, E90, Pf06/Pm06, Spcl	2
19	1242000	(013000-) Valve, Pop-Off, 3500 Psi	1
20	63810	(013000-) Clamp, Hose, Wormdrive, 0.56-1.06d, .56w	4
21	1015026	(013000-) Hose, Afmkt, Pvc, Brd, 0.62id, 03ft, Clr	1
22	1243167	(013000-) Fitting, Plstc, Str, Bm06/Bm10	1
23	1014974	(013000-) Hose, Afmkt, Pvc, Brd, 0.38id, 02ft, Clr	1
24	87173	(013000-) Fitting, Plstc, Tee, Bm06/Bm06/Bm06	1
25	1060128	(013000-) Fitting, Brs, E90, Bm06/Pmo6, Short	1
26	1243167	(013000-) Fitting, Brs, Str, Bm06/Pf08	1
▽	27	9014338	(013000-) Valve Kit, Check, Es [T17]	1
▲	28	78840	(013000-) Valve, Check, Pump, Water	1
▲	29	73342	(013000-) Gasket, .25 1.88d 1.0id [Poron]	1
▲	30	78841	(013000-) Flapper, Valve, Pump, Water	1
▲	31	1217187	(013000-) Flap, Restrictor, Check Valve	1
	32	07515	(013000-) Washer, Lock, Int, 0.25, Ss	4
	33	32483	(013000-) Washer, Flat, 0.25, Sae	4

Fig. 51 – Pressure Washer Motor and Pump Group (013000-)

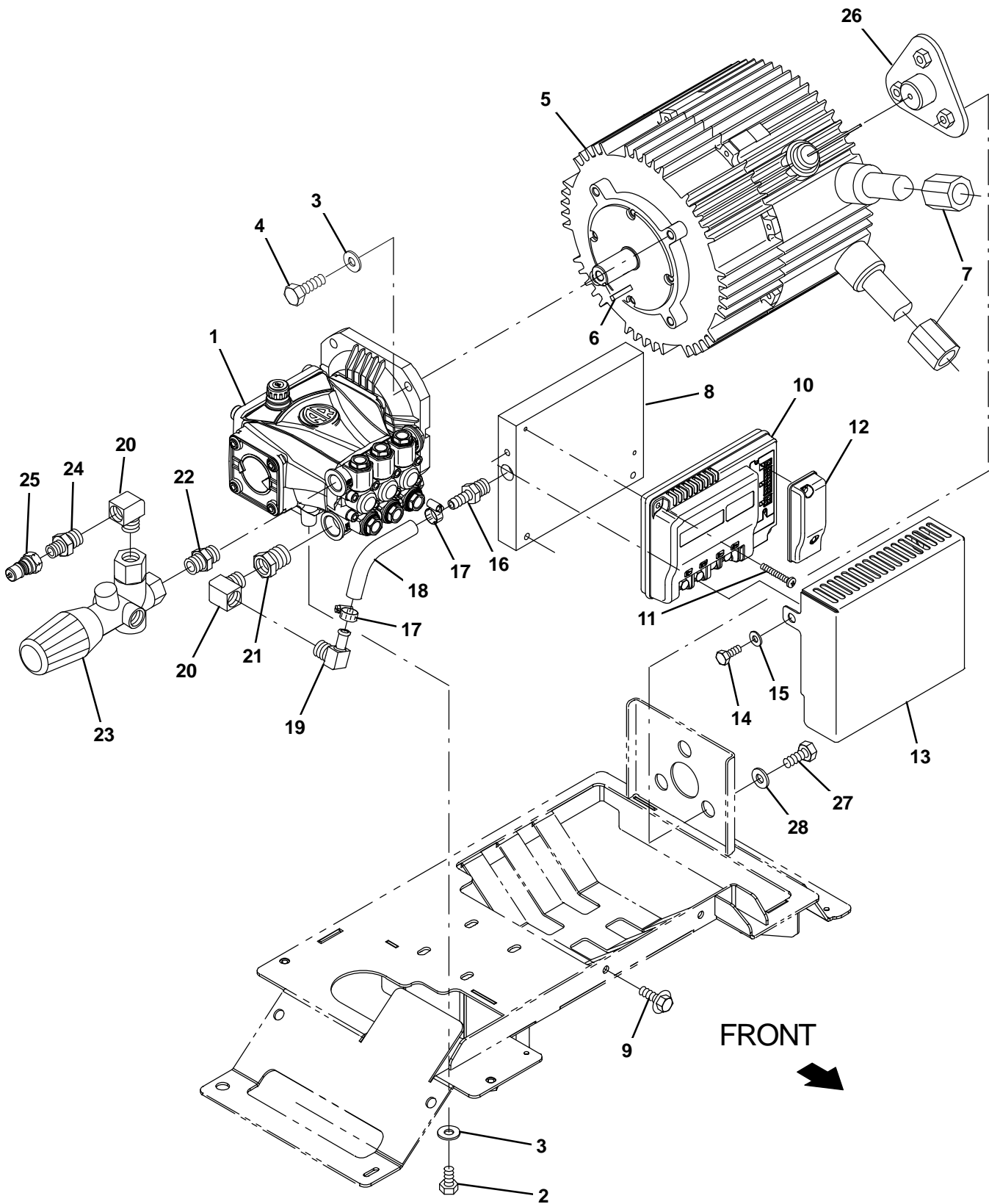
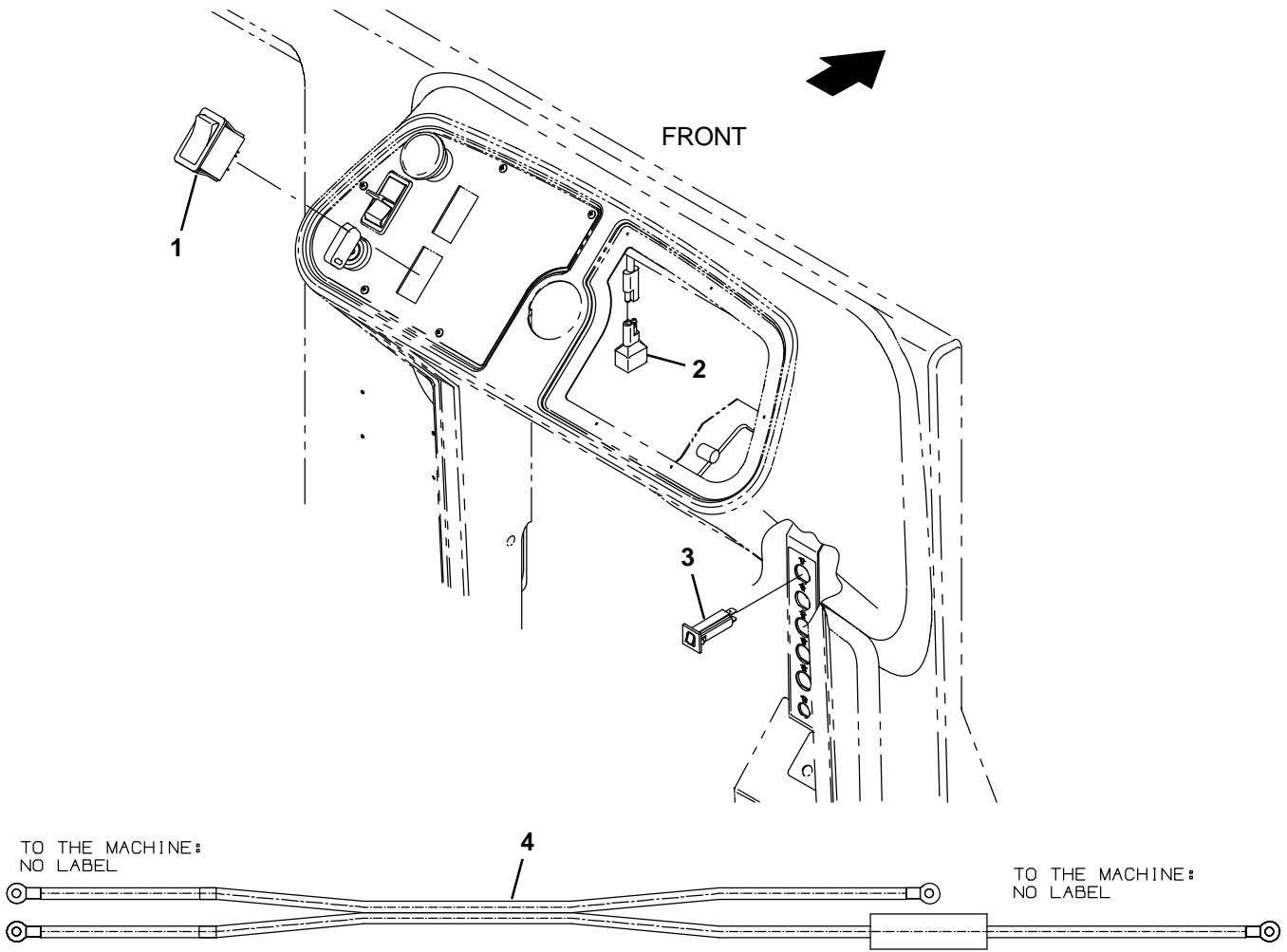


Fig. 51 - Pressure Washer Motor and Pump Group (013000-)

Ref.	Part No.	Serial Number	Description	Qty.
1	1236318	(013000-) Pump, Pressure Washer	1
2	16735	(013000-) Screw, Hex, M8 X 1.25 X 16, 8.8	4
3	32491	(013000-) Washer, Flat, 0.31, Std	8
4	21198	(013000-) Screw, Hex, .38-16 X 1.25, G5	4
5	1239141	(013000-) Motor, Ele, 24-72vdc 3400rpm 6.71hp	1
6	00912	(013000-) Key, Sq, 0.19 X 0.19, 1.00l	1
7	1052126	(013000-) Inductor, 12.7mmid [156 Imp At 25mhz]	2
8	1241608	(013000-) Block, Cooling, Press Wash	1
9	1020341	(013000-) Screw, Hex, M8 X 1.25 X 20, Ss, Sems	2
10	1238746	(013000-) Controller, Propel [36vdc,200a, I-Drive]	1
11	06938	(013000-) Screw, Pan, Phl, M5 X 0.80 X 40, 4.8	2
12	1241005	(013000-) Cover Assy, I-Drive	1
13	1239673	(013000-) Cover, Wash, Press [I-Drive]	1
14	06942	(013000-) Screw, Hex, M6 X 1.00 X 16, 8.8	2
15	32483	(013000-) Washer, Flat, 0.25, Sae	2
16	150538	(013000-) Fitting, Plstc, Str, Bm06/Pm06	1
17	43844	(013000-) Clamp, Hose, Wormdrive, 0.25-0.62d, .31w	10
18	1014971	(013000-) Hose, Afmkt, Pvc, Brd, 0.38ld, 01ft, Clr	1
19	1060128	(013000-) Fitting, Brs, E90, Bm06/Pmo6, Short	1
20	24584	(013000-) Fitting, Brs, E90, Pf06/Pm06, Spcl	2
21	47167	(013000-) Fitting, Brs, Str, Pf06/Pm08	1
22	1224331	(013000-) Fitting, Brs, Str, Pm06/Pm06	1
23	1239018	(013000-) Valve, Needle, [M17/T17]	1
24	1044428	(013000-) Fitting, Brs, Str, Pm04/Pm06 [Hp]	1
25	1042191	(013000-) Fitting, Ss, Qdc, Mal	1
26	1247646	(013000-) Bracket Wldt, Sppt, Motor	1
27	09028	(013000-) Screw, Hex, M10 X 1.50 X 25, Ss	3
28	36996	(013000-) Washer, Flat, 0.41B 1.50D .19, Stl, PI	3

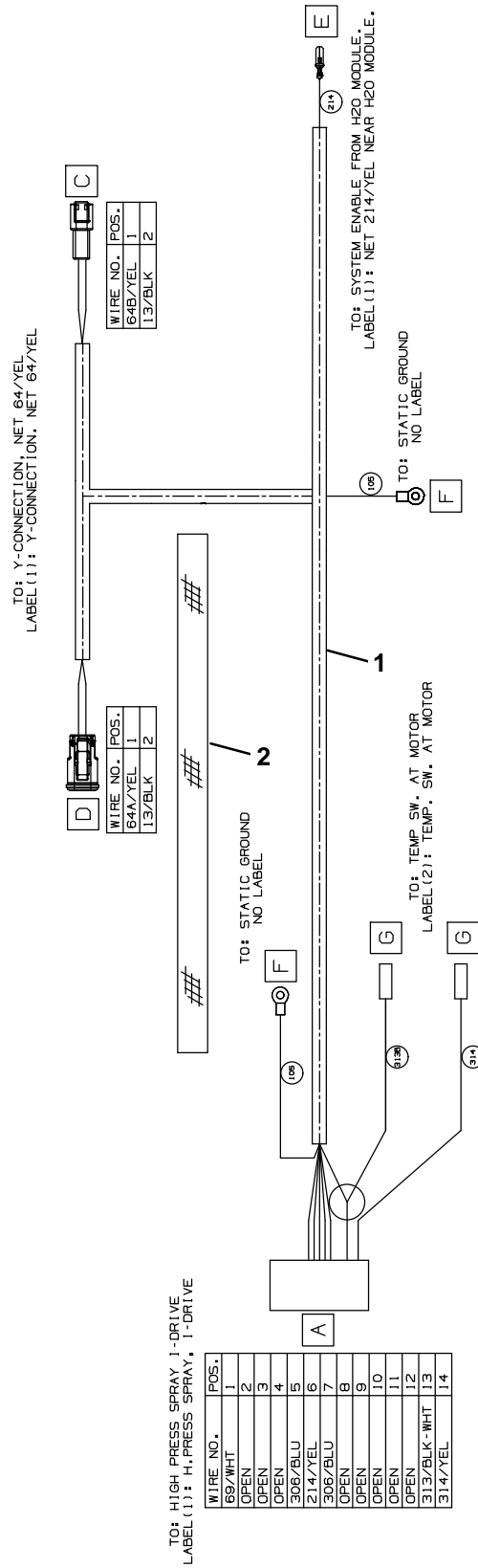
Fig. 52 – Pressure Washer Electrical Group (013000-)



356874 – T17

Ref.	Part No.	Serial Number	Description	Qty.
	1	398500 (013000-)	Switch, Rocker, Dpdt, On / None / On	1
	2	1056982 (013000-)	Diode, Ele, Plug	1
	3	1064188 (013000-)	Circuitbreaker, 15.0a, Resetable	1
▽	4	1076436 (013000-)	Cable Assy, 04ga, Fuse [Press Wash, M17]	1
▲		1248572 (011000-)	Fuse, 100A, 58Vdc	1

Fig. 53 – Pressure Washer Electrical Wire Harness Group (013000–)



356875 – T17

Ref.	Part No.	Serial Number	Description	Qty.
1	1076449	(013000–)	Harness, Ele [Pressure Washer, M17/T17]	1
2	87677	(013000–)	Sleeve, Nyl, 1.22id 20.0l	1

Fig. 54 – Dry Vacuum Wand Group (014000-)

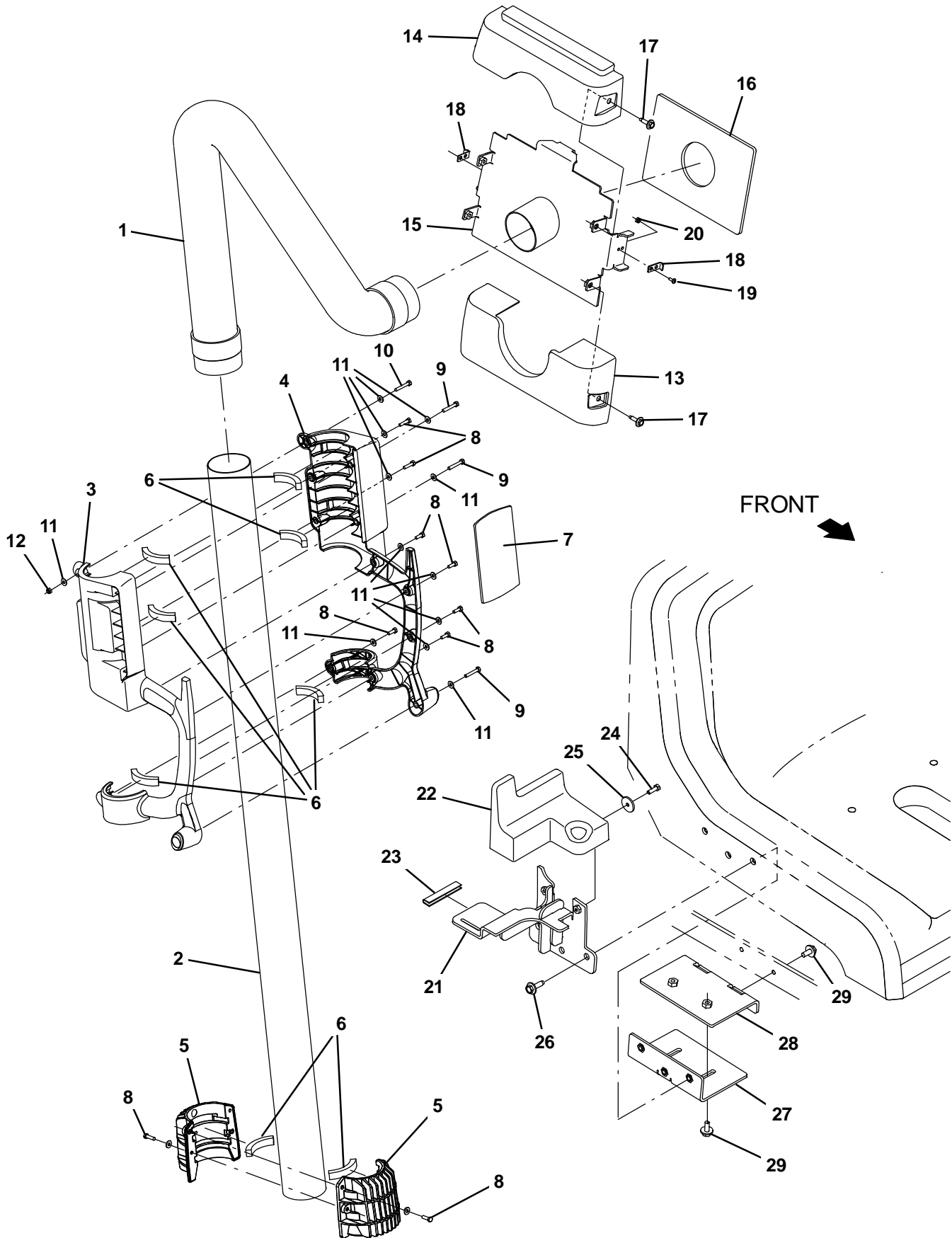


Fig. 54 – Dry Vacuum Wand Group (014000–)

Ref.	Part No.	Serial Number	Description	Qty.
▽	9020698	(014000–)	Wand Assy Kit, Vacuum, hose	1
▲	1 1219065	(014000–)	Hose, Vacuum, 3.00id X 132l, 2 Cuff	1
▲▽	1250357	(014000–)	Wand Assy, Vacuum Dry	1
▲▲	2 1243787	(014000–)	Tube, 3.0d, 2.9b, 56.3l	1
▲▲	3 1243710	(014000–)	Handle, Wand, Dry Vac, Rh	1
▲▲	4 1243711	(014000–)	Handle, Wand, Dry Vac, Lh	1
▲▲	5 1244571	(014000–)	Nozzle, Wand, Inlet	2
▲▲	6 1247624	(014000–)	Seal, Epdm, .38, .50w 2.65l, Adh	8
▲▲	7 1248099	(014000–)	Pad, Rest	1
▲▲	8 1247164	(014000–)	Screw, Hex, M5 X 0.80 X 16, NI, Ss	11
▲▲	9 1247165	(014000–)	Screw, Hex, M5 X 0.80 X 30, NI, Ss	3
▲▲	10 09252	(014000–)	Screw, Hex, M5 X 0.80 X 20, 8.8	1
▲▲	11 01683	(014000–)	Washer, Flat, 10, Ss	16
▲▲	12 09739	(014000–)	Nut, Hex, Lock, M5 X 0.80, NI, Ss	1
	13 1225192	(014000–)	Cover, Inlet, Wand, Vac (M17,Trimmed)	1
	14 1225566	(014000–)	Cover, Inlet, Wand, Vac [M17,Trimmed]	1
	15 1222526	(014000–)	Tube Wldt, Wand, Vacuum	1
	16 1225479	(014000–)	Gasket, Hose	1
	17 1036892	(014000–)	Screw, Hex, M6 X 1.00 X 25, 9.8, Sems	2
	18 1226647	(014000–)	Bracket, Mtg, Latch, Keeper	2
	19 09206	(014000–)	Screw, Hex, M4 X 0.70 X 12, 8.8	4
	20 02850	(014000–)	Nut, Hex, Lock, M4 X 0.70, NI	4
	21 1227707	(014000–)	Bracket Wldt, Sppt, Wand, Vacuum	1
	22 1243783	(014000–)	Bracket, Sppt, Wand, Vac	1
	23 1046404	(014000–)	Molding, Afmkt, Trim, Pvc, .18 .31, 02ft	1
	24 12277	(014000–)	Screw, Hex, M6 X 1.00 X 20, NI, Ss	2
	25 386063	(014000–)	Washer, Flat, 0.25b 1.12d .12, Ss	2
	26 1037354	(014000–)	Screw, Hex, M8 X 1.25 X 30, 9.8, Sems	3
	27 1228978	(014000–)	Plate Wldt, Mtg	1
	28 1229338	(014000–)	Bracket Wldt, Adjmt	1
	29 1020341	(014000–)	Screw, Hex, M8 X 1.25 X 20, Ss, Sems	4

Fig. 55 – Dry Vacuum Rear Cover and Hinge Group (014000-)

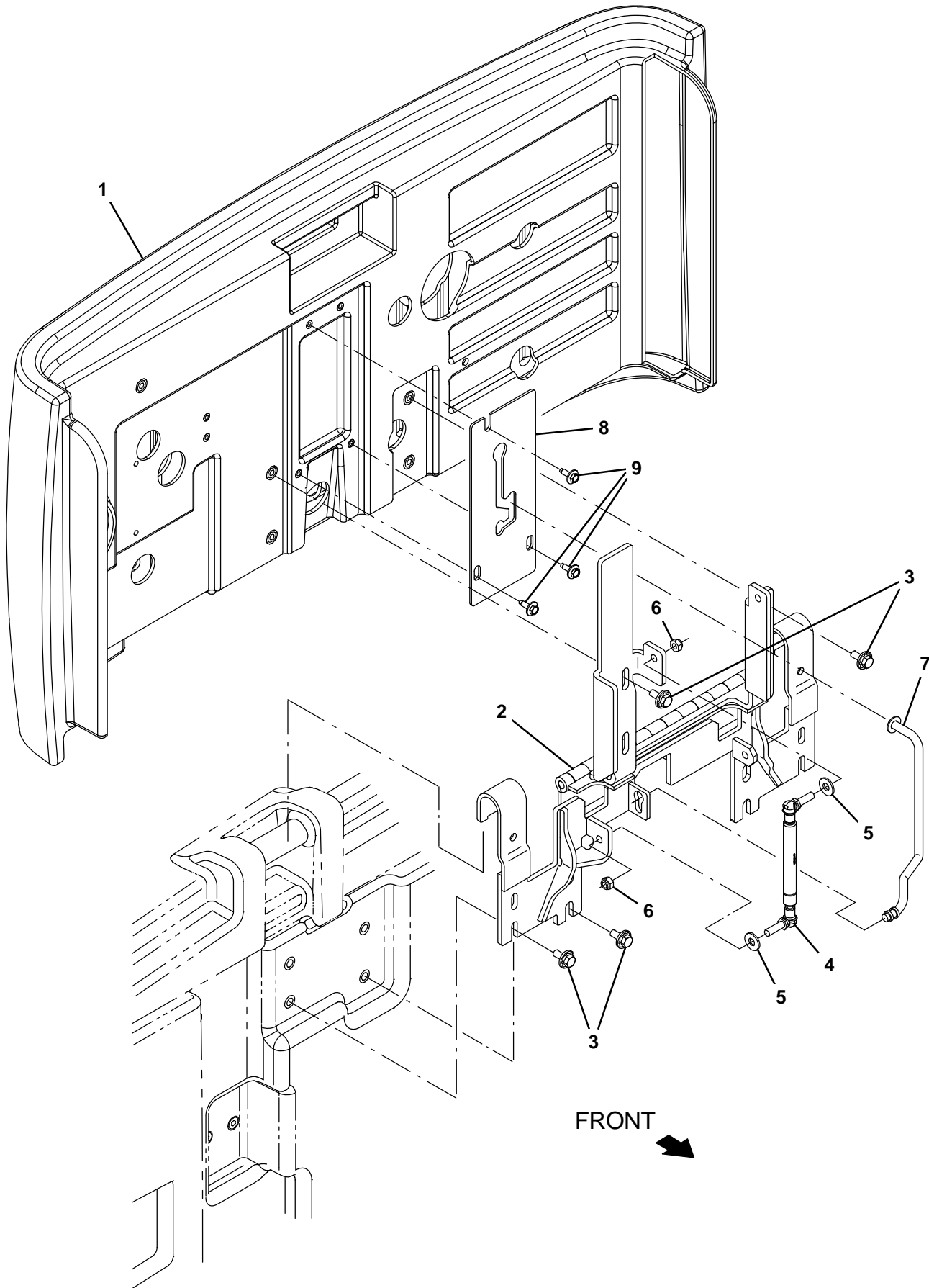


Fig. 55 – Dry Vacuum Rear Cover and Hinge Group (014000–)

Ref.	Part No.	Serial Number	Description	Qty.
1	1238324	(014000–)	Cover, Battery, Trimmed [Washer/Vac]	1
2	1225700	(014000–)	Hinge Wldt, Cover, Battery	1
3	1020341	(014000–)	Screw, Hex, M8 X 1.25 X 20, Ss, Sems	12
4	1241509	(014000–)	Stud, Ball, 10mm Ball, M8x1.25	1
5	32491	(014000–)	Washer, Flat, 0.31, Std	2
6	08713	(014000–)	Nut, Hex, Lock, M8 X 1.25, NI, Ss	2
7	1207145	(014000–)	Rod Wldt, Seat, Battery Cover [T17]	1
8	1225704	(014000–)	Plate, Mtg, Cover	1
9	1040467	(014000–)	Screw, Hex, M6 X 1.00 X 20, 9.8, Sems	3

Fig. 56 – Dry Vacuum Fan and Housing Group (014000-)

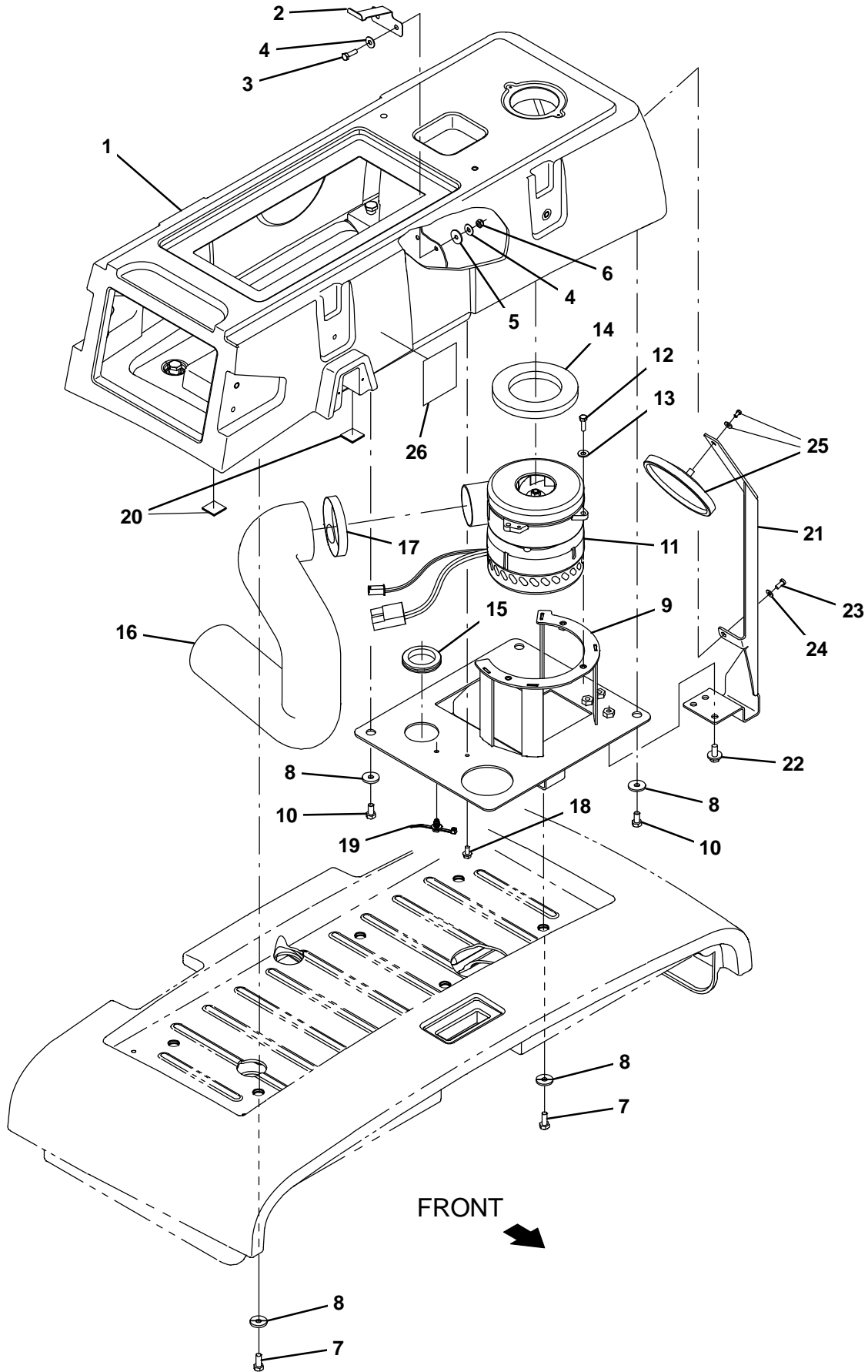


Fig. 56 – Dry Vacuum Fan and Housing Group (014000–)

Ref.	Part No.	Serial Number	Description	Qty.
1	1222504	(014000–)	Box, Wand, Vac (Trimmed)	1
2	1244957	(014000–)	Plate, Spring	1
3	08716	(014000–)	Screw, Hex, M6 X 1.00 X 20, Ss	2
4	01684	(014000–)	Washer, Flat, 0.27b 0.69d .05, Ss	4
5	78785	(014000–)	Washer, Flat, 0.25b 0.88d .06, Neo	2
6	08712	(014000–)	Nut, Hex, Lock, M6 X 1.00, NI, Ss	2
7	12273	(014000–)	Screw, Hex, M8 X 1.25 X 20, NI, Ss	6
8	1017218	(014000–)	Washer, Flat, 0.32b 1.00d .12, Ss	9
9	1224229	(014000–)	Bracket Wldt, Fan	1
10	49826	(014000–)	Screw, Hex, M8 X 1.25 X 16, NI, Ss	3
11	1218331	(014000–)	Fan, Vacuum, 5.7d, 036vdc, 1 Stage	1
12	06943	(014000–)	Screw, Hex, M6 X 1.00 X 20, 8.8	3
13	32483	(014000–)	Washer, Flat, 0.25, Sae	3
14	1225482	(014000–)	Gasket, .50, 3.94id 5.08od, Adh [Poron]	1
15	54345	(014000–)	Grommet, Rbr, 1.62id, F/1.9h, .13 Matl	1
16	1218173	(014000–)	Muffler, Vacfan, 2.50 Id X 25.0 Oal	1
17	43555	(014000–)	Clamp, Hose, Wormdrive, 2.62–3.50d	1
18	74455	(014000–)	Screw, Hex, M6 X 1.00 X 12, Fmg	1
19	1210807	(014000–)	Wire, Tie [W/.25" Fir Tree Clip]	1
20	55248	(014000–)	Mount, Cable Tie	2
21	1245600	(014000–)	Bracket, Mirror	1
22	1020341	(014000–)	Screw, Hex, M8 X 1.25 X 20, Ss, Sems	3
23	360973	(014000–)	Screw, Pan, Phl, 12–16 X 0.50, F/ Plstc	1
24	01683	(014000–)	Washer, Flat, 10, Ss	1
25	1050295	(014000–)	Mirror, Convex, 5.00 D, Rnd	1
26	1245646	(014000–)	Label, Instructional, Dry Vac	1

Fig. 57 – Dry Vacuum Debris Tray and Filter Group (014000-)

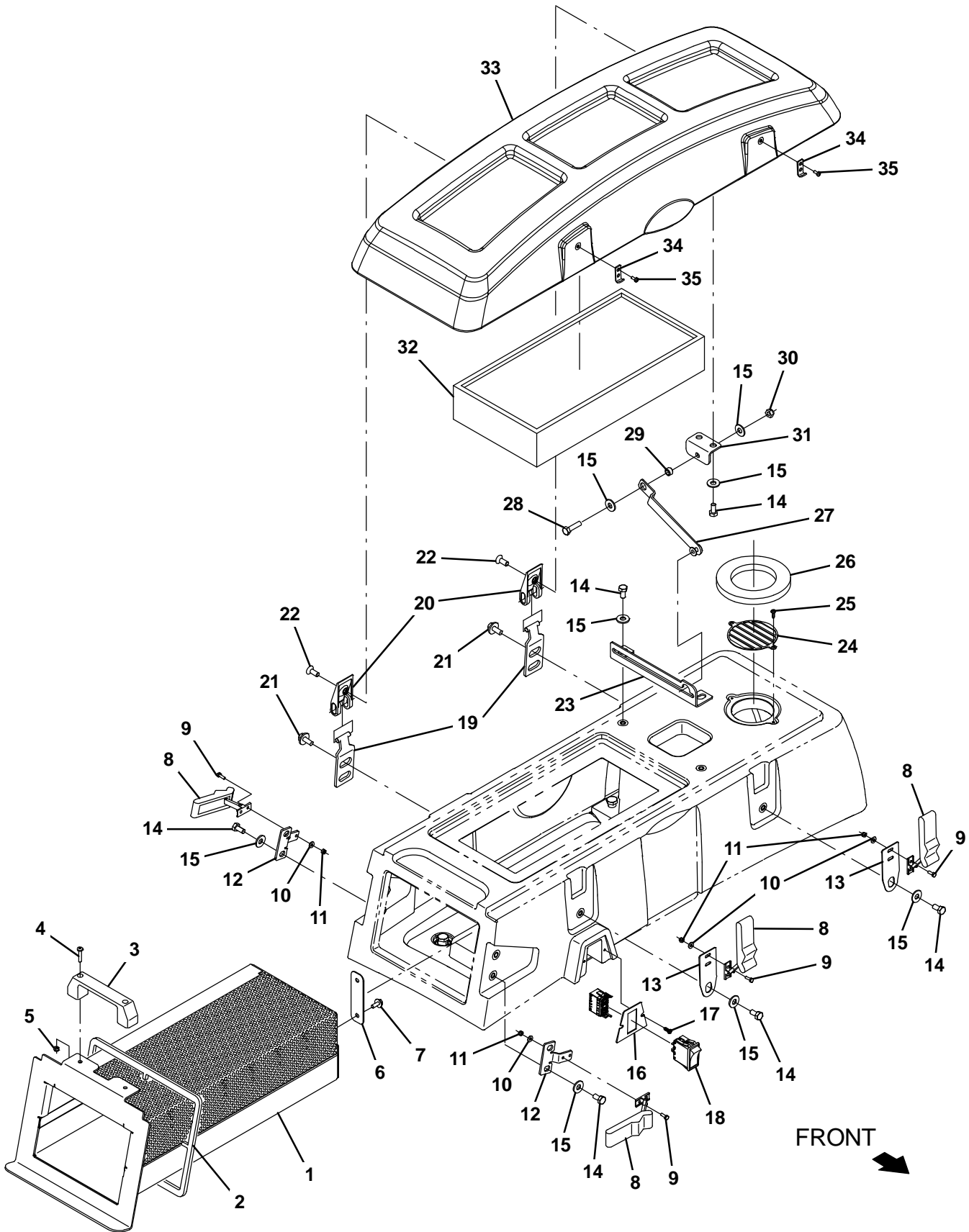


Fig. 57 – Dry Vacuum Debris Tray and Filter Group (014000–)

Ref.	Part No.	Serial Number	Description	Qty.
1	1222501	(014000–)	Tray Wldt, Wand, Debris	1
2	1219060	(014000–)	Gasket, Inlet, Vac Wand	1
3	1023920	(014000–)	Handle, Door	1
4	06935	(014000–)	Screw, Pan, Phl, M5 X 0.80 X 25, 4.8	2
5	06945	(014000–)	Screw, Hex, M6 X 1.00 X 30, 8.8	2
6	1034731	(014000–)	Screw, Hex, M6 X 1.00 X 16, Sems, Ss	1
7	1244985	(014000–)	Plate, Contact	2
8	49800	(014000–)	Latch	4
9	09206	(014000–)	Screw, Hex, M4 X 0.70 X 12, 8.8	8
10	19065	(014000–)	Washer, Flat, 0.19b 0.44d .05, Pl, 08	8
11	02850	(014000–)	Nut, Hex, Lock, M4 X 0.70, NI	8
12	1225417	(014000–)	Brkt, Mtg, Latch	2
13	1225312	(014000–)	Plate, Mtg, Latch	2
14	49826	(014000–)	Screw, Hex, M8 X 1.25 X 16, NI, Ss	10
15	01685	(014000–)	Washer, Flat, 0.38b 0.88d .08, Ss	12
16	1225331	(014000–)	Plate, Mtg, Switch	1
17	49162	(014000–)	Screw, Pan, Phl, 08–16 X 0.50, F/ Plstc	2
18	397889	(014000–)	Switch, Rocker, Dpst, On / None / On	1
19	1225182	(014000–)	Hinge Wldt, Cover	2
20	1050554	(014000–)	Hinge, Leaf [T7, 5680/5700]	2
21	1020341	(014000–)	Screw, Hex, M8 X 1.25 X 20, Ss, Sems	4
22	222463	(014000–)	Screw, Flt, Soc, M8 X 1.25 X 20, Al, Blk	2
23	1225397	(014000–)	Angle, Rtng	1
24	1225415	(014000–)	Guard, Fan	1
25	49162	(014000–)	Screw, Pan, Phl, 08–16 X 0.50, F/ Plstc	2
26	1225482	(014000–)	Gasket, .50, 3.94id 5.08od, Adh [Poron]	1
27	1224634	(014000–)	Bracket Wldt, Hinge	1
28	09011	(014000–)	Screw, Hex, M8 X 1.25 X 30, Ss	1
29	222516	(014000–)	Sleeve, P/M, 0.32b 0.50d 0.3l [430ss]	1
30	08713	(014000–)	Nut, hex, lock, m8 X 1.25, nl, Ss	1
31	1225416	(014000–)	Brkt, Lanyard	1
32	1224140	(014000–)	Filter, Wand, Vac	1
33	1225078	(014000–)	Cover, Wand, Vac (Trimmed)	1
34	1226647	(014000–)	Bracket, Mtg, Latch, Keeper	2
35	1069315	(014000–)	Screw, Pan, Phl, M4 X 0.70 X 10, Blk	2

Fig. 58 – Dry Vacuum Nozzle Holder Group (014000–)

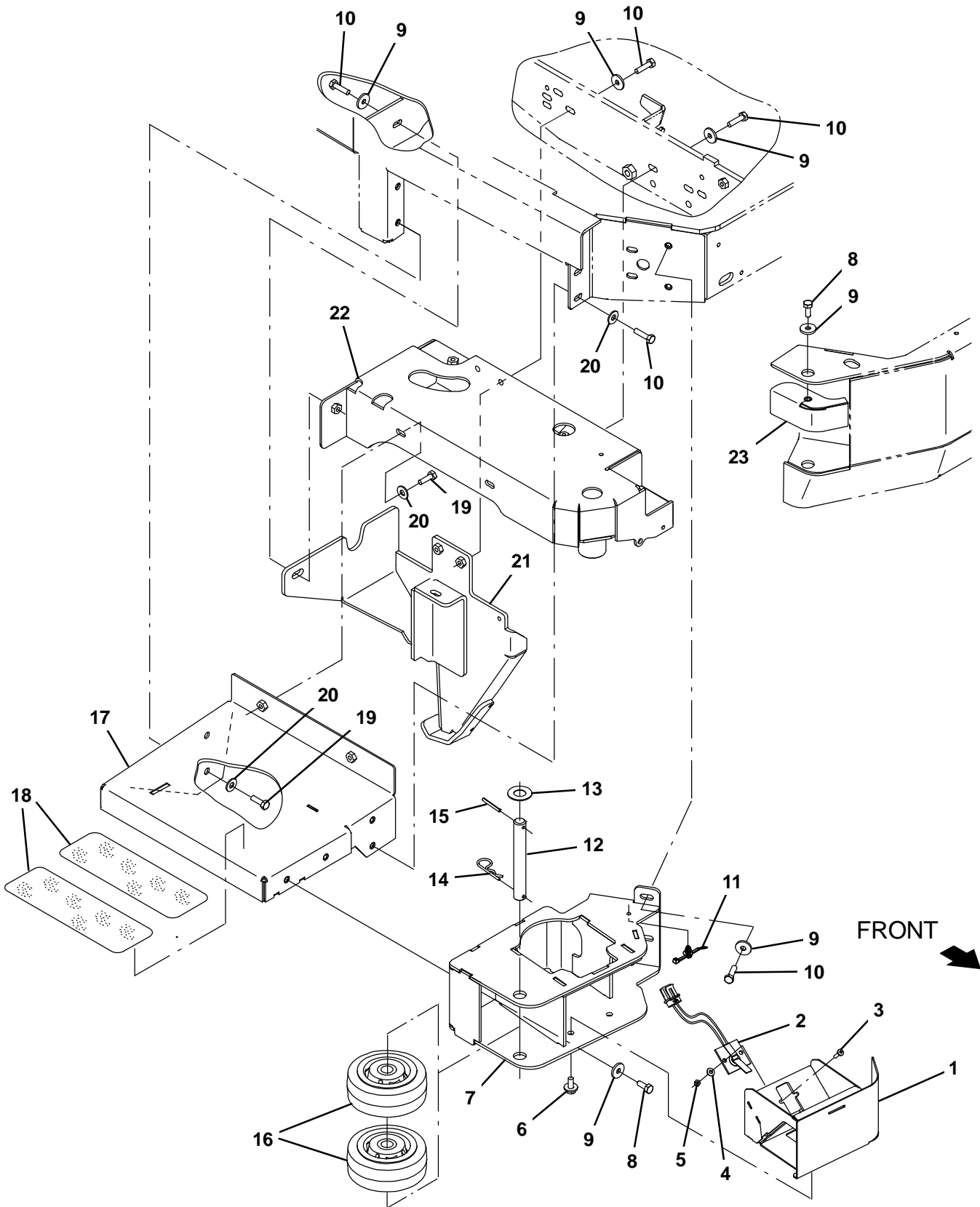


Fig. 58 – Dry Vacuum Nozzle Holder Group (014000–)

Ref.	Part No.	Serial Number	Description	Qty.
1	1249034	(014000–)	Bracket Wldt, Nozzle	1
2	1210673	(014000–)	Switch, Limit, N.C. [Cpi, Spst, 280 Mp]	1
3	24196	(014000–)	Screw, Pan, Phl, M5 X 0.80 X 20, Ss	2
4	01683	(014000–)	Washer, Flat, 10, Ss	2
5	06549	(014000–)	Nut, Hex, M5 X 0.80 X 16, 8.8	2
6	1020341	(014000–)	Screw, Hex, M8 X 1.25 X 20, Ss, Sems	4
7	1249017	(014000–)	Bracket Wldt, Roller	1
8	12273	(014000–)	Screw, Hex, M8 X 1.25 X 20, Ni, Ss	3
9	1017218	(014000–)	Washer, Flat, 0.32b 1.00d .12, Ss	10
10	09011	(014000–)	Screw, Hex, M8 X 1.25 X 30, Ss	9
11	1210807	(014000–)	Wire, Tie [W/.25" Fir Tree Clip]	1
12	1221283	(014000–)	Pin, .75d X 5.88l	1
13	49145	(014000–)	Washer, Flat, 0.76b 1.50d .06, Ss	1
14	02942	(014000–)	Pin, Hair, Cotter, 0.62d .120 Wir	1
15	23146	(014000–)	Pin, Roll, .187d X 1.62l, .187/.192	1
16	1052962	(014000–)	Wheel, 05.0d 2.00w 0.75b, Gray, W/ Bshg	2
17	1249038	(014000–)	Bracket Wldt, Step, Sba	1
18	1212248	(014000–)	Tread, Non-Skid-Step, 3.75w 8.5l, Sba	2
19	09010	(014000–)	Screw, Hex, M8 X 1.25 X 25, Ss	4
20	01685	(014000–)	Washer, Flat, 0.38b 0.88d .08, Ss	6
21	1225419	(014000–)	Bracket Wldt, Skid, Anti-Roll	1
22	1222170	(014000–)	Cover Wldt, Sba	1
23	1249205	(014000–)	Plate Wldt, Cover	1

Fig. 59 – Dry Vacuum Wire Harness Group (014000-)

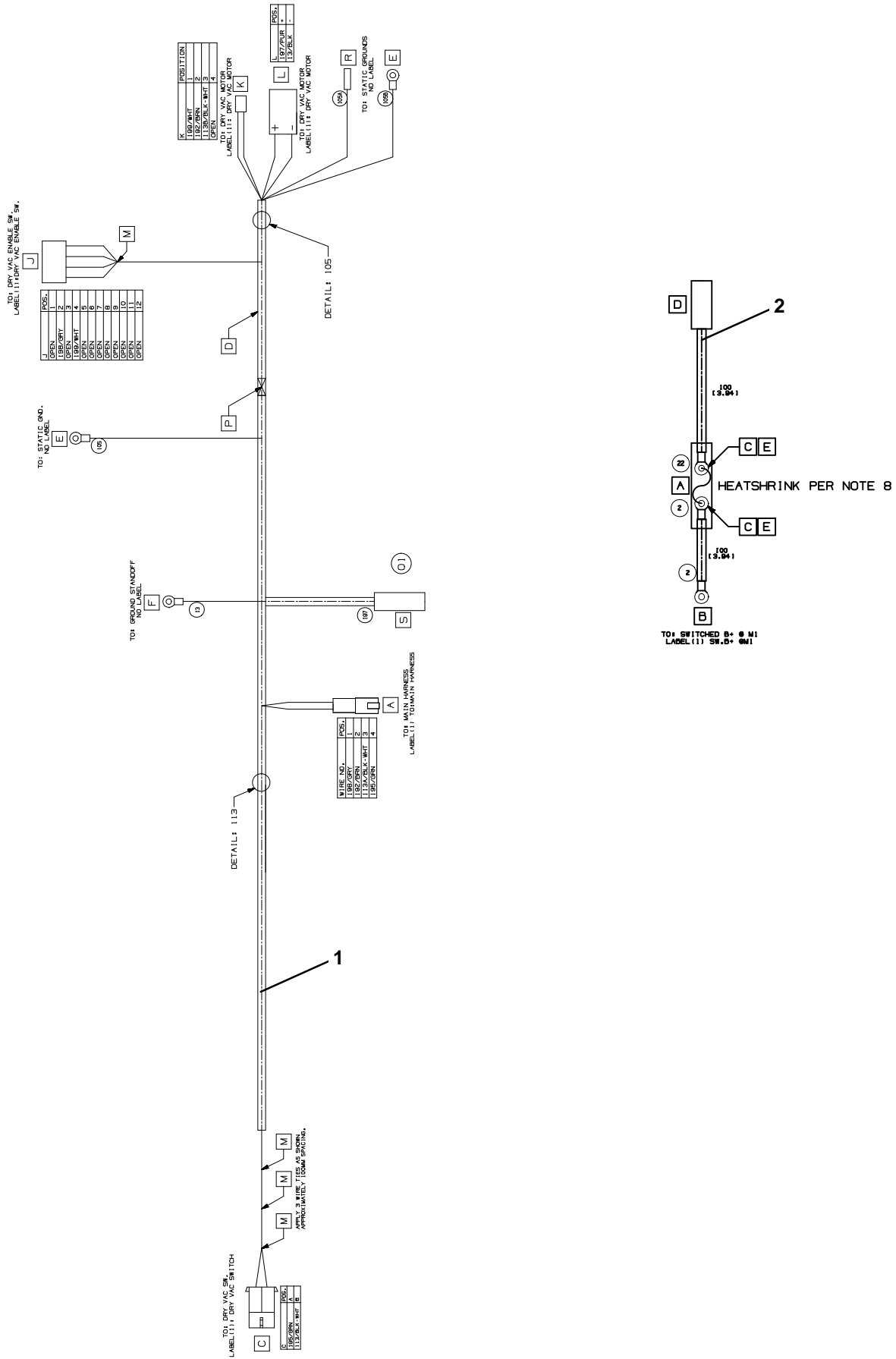
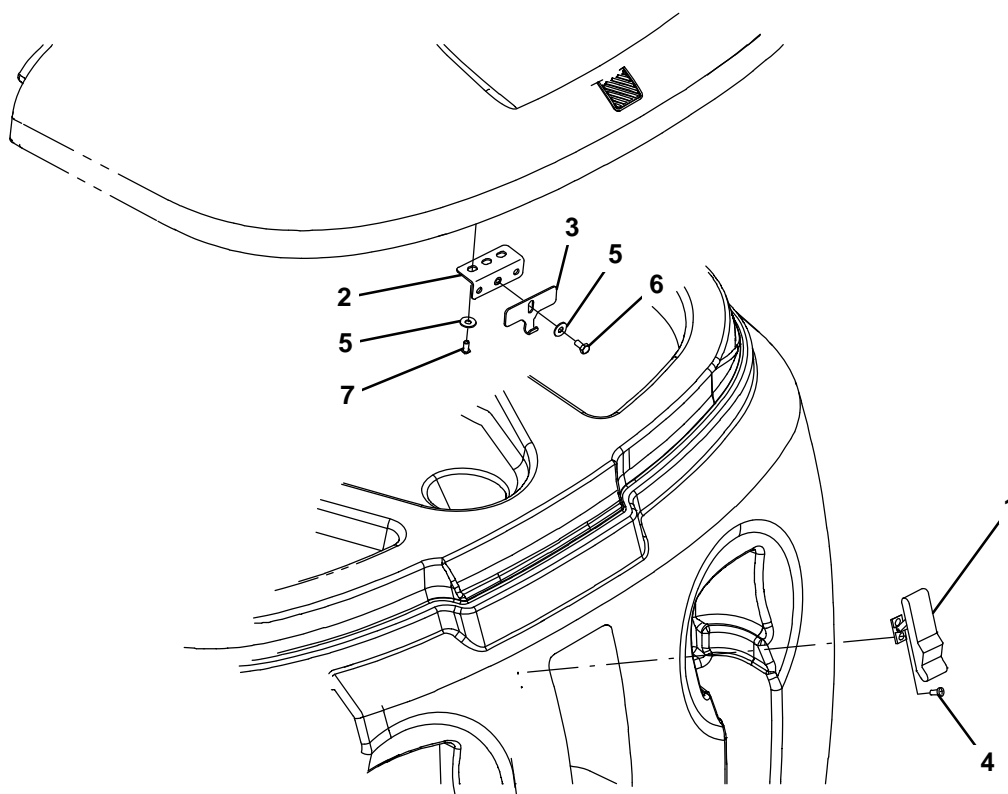


Fig. 59 – Dry Vacuum Wire Harness Group (014000–)

Ref.	Part No.	Serial Number	Description	Qty.
1	1076532	(014000–)	Harness, Ele [Dry Vac, M17/T17]	1
2	1076746	(014000–)	Harness, Ele, Fuse [Dry Vac, M17/T17]	1

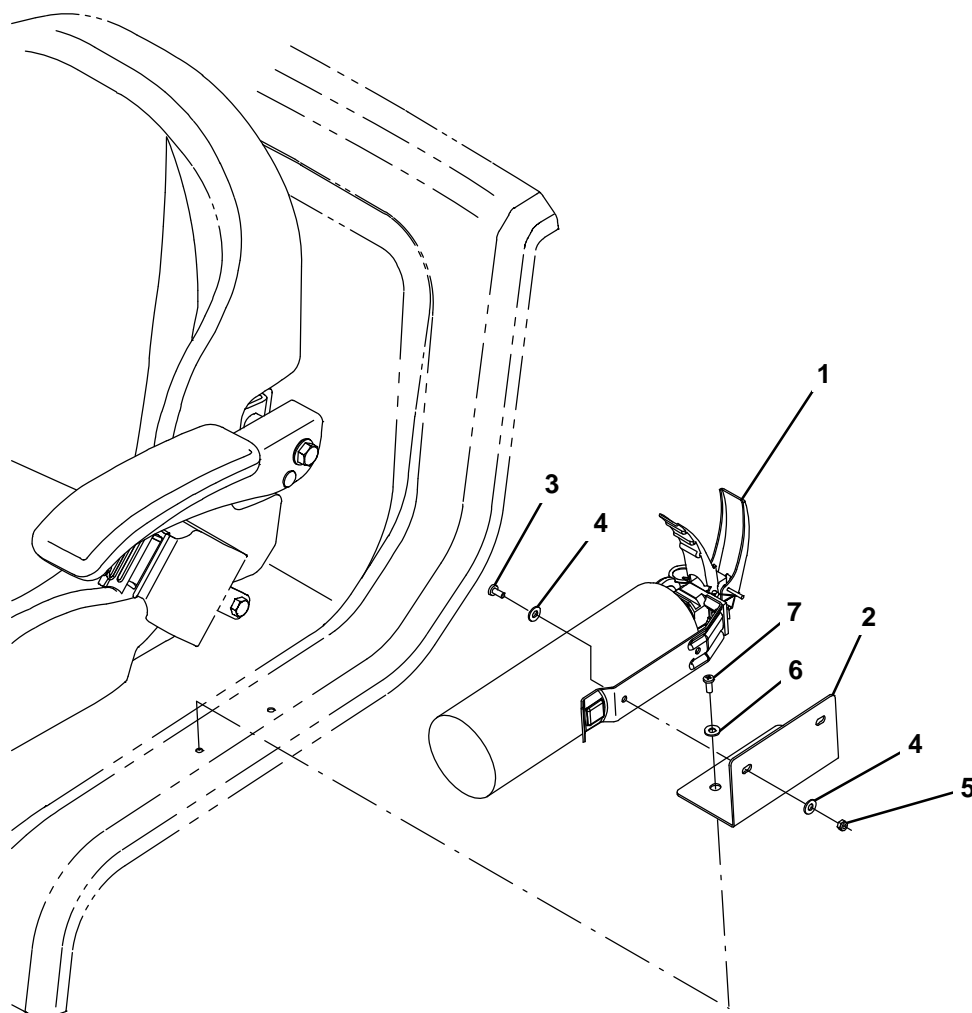
Fig. 60 – Transport Group



356513

Ref.	Part No.	Serial Number	Description	Qty.
1	49800	(000000–) Latch	1
2	1040800	(000000–) Bracket, Latch, Cover	1
3	1040634	(000000–) Plate, Hook, Latch	1
4	382320	(000000–) Screw, Pan, Phl, 12–16 X 0.50, F/ Plstc	2
5	01684	(000000–) Washer, Flat, 0.27b 0.69d .05, Ss	3
6	09744	(000000–) Screw, Hex, M6 X 1.00 X 12, Ss	1
7	222267	(000000–) Screw, Pan, Phl, 06–20 X 0.50, Fmg/Ab	2

Fig. 61 – Fire Extinguisher Kit



356503

Ref.	Part No.	Serial Number	Description	Qty.
▽	9020139	(000000–) Parts Kit, Extinguisher, Fire, Ci	1
▲	1 25312	(000000–) Extinguisher, Fire, 2.5 Lb Dry	1
▲	2 1207986	(000000–) Bracket, Fire Extinguisher	1
▲	3 09738	(000000–) Screw, Hex, M5 X 0.80 X 12, Ss	2
▲	4 32483	(000000–) Washer, Flat, 0.25, Sae	4
▲	5 09739	(000000–) Nut, Hex, Lock, M5 X 0.80, NI, Ss	2
▲	6 140011	(000000–) Washer, Flat, 0.21b 0.45d .03, Ss	2
▲	7 360973	(000000–) Screw, Pan, Phl, 12–16 X 0.50, F/ Plstc	2

Fig. 62 – Battery Quick Disconnect Group (013000-)

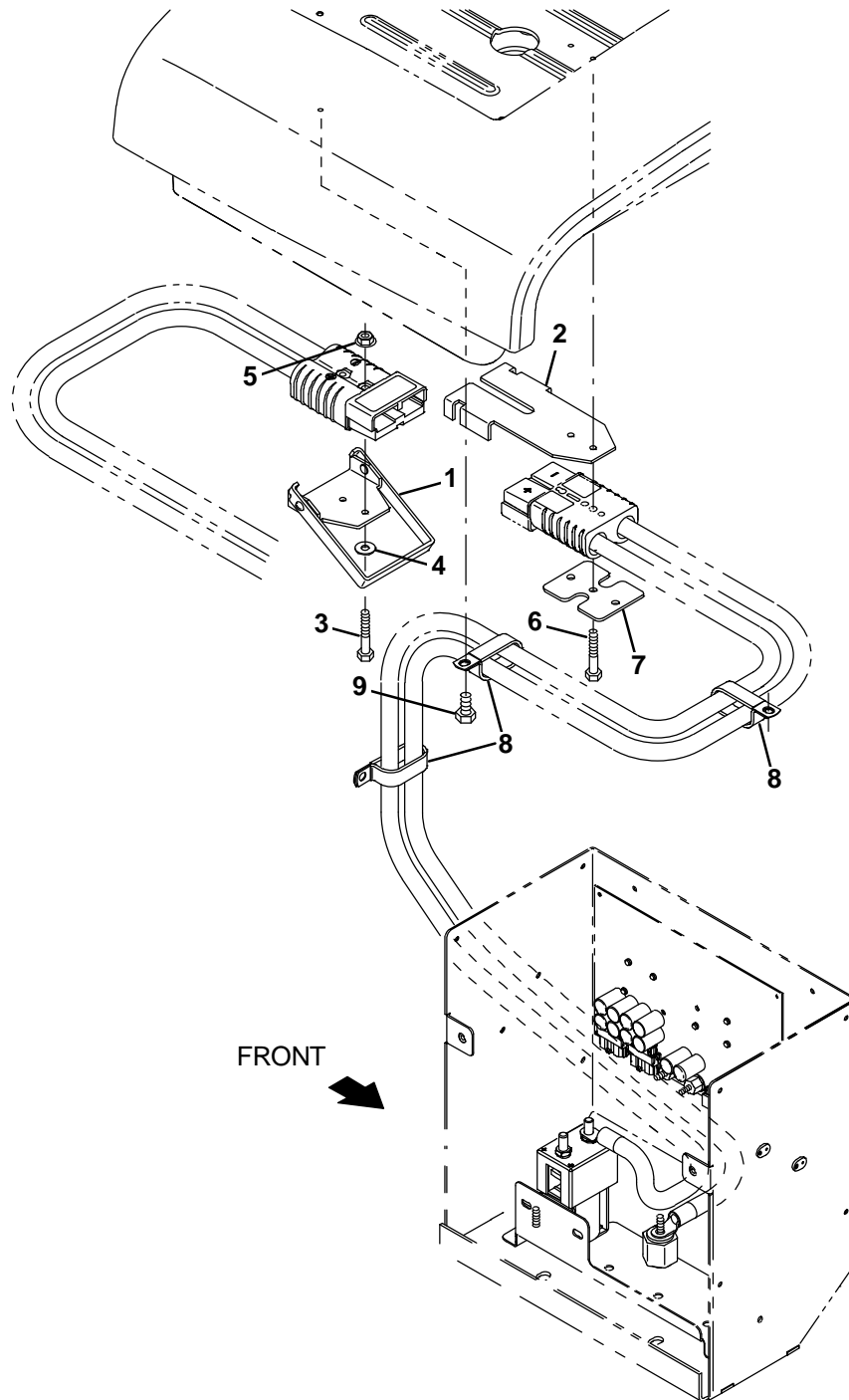
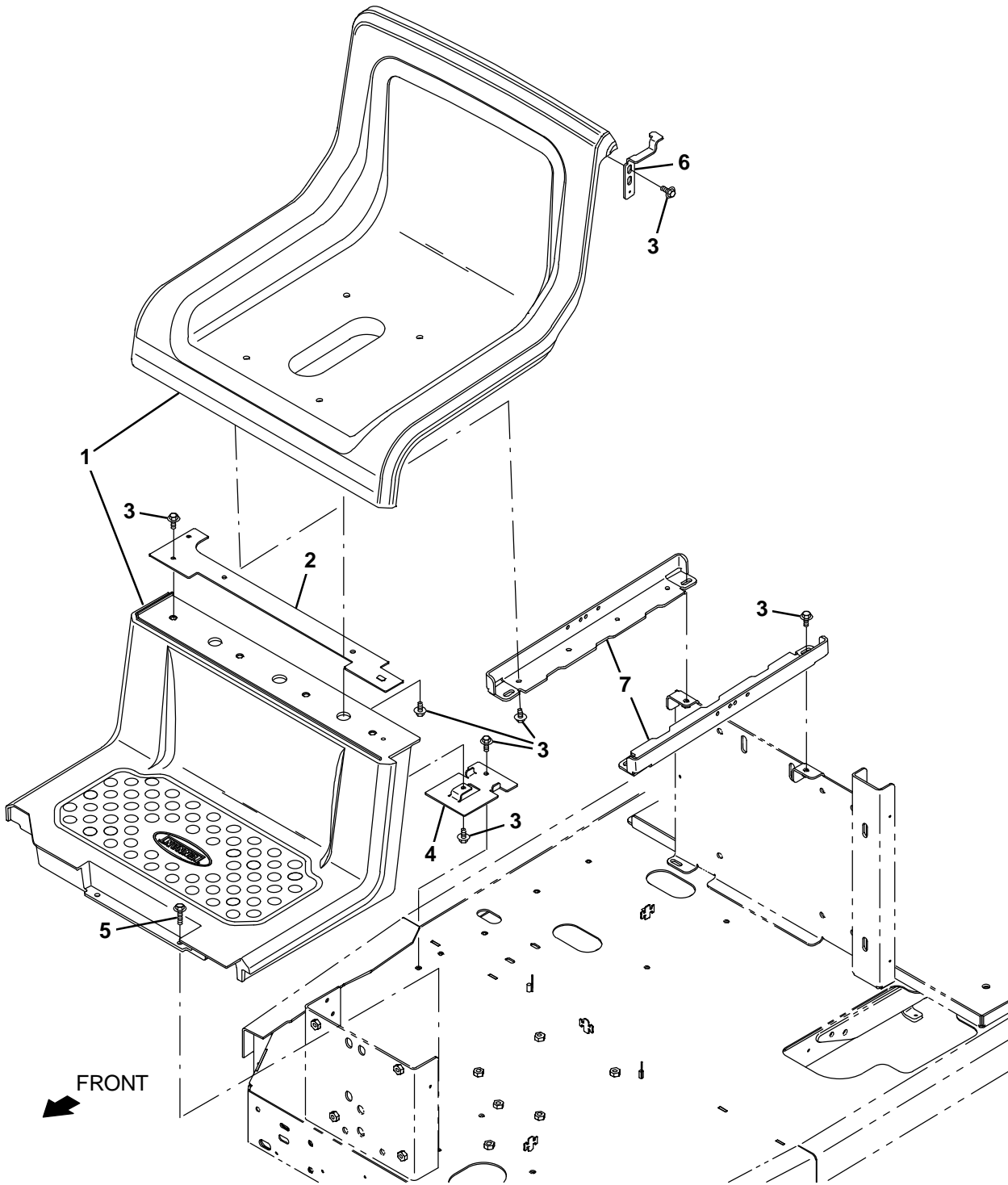


Fig. 62 - Battery Quick Disconnect Group (013000-)

	Ref.	Part No.	Serial Number	Description	Qty.
▽		9018832	(013000-) Parts Kit, Battery Qdc, CI [T17/M17]	1
▲	1	1238009	(013000-) Bracket, Mtg, Battery, Disconnect	1
▲	2	1238011	(013000-) Bracket, Mtg, Base, Battery, Disconnect	1
▲	3	33930	(013000-) Screw, Hex, M6 X 1.00 X 40, Ss	2
▲	4	32490	(013000-) Washer, Flat, 0.25, Std	2
▲	5	07790	(013000-) Nut, Hex, Flng, M6 X 1.00	2
▲	6	06948	(013000-) Screw, Hex, M6 X 1.00 X 45, 8.8	2
▲	7	1238390	(013000-) Plate, Mtg, Battery, Disconnect	1
▲	8	09570	(013000-) Clamp, Cable, Stl, 0.90D X 0.62W, 1 Hole	1
▲	9	49826	(013000-) Screw, Hex, M8 X 1.25 X 16, NI, Ss	3

Fig. 63 – Extended Operation Station Group (013000–)



356876 – T17

Ref.	Part No.	Serial Number	Description	Qty.
1	1246365	(013000–)	Platform Set, Oprtr [T17/M17 Trim]	1
2	1239383	(013000–)	Plate Wldt, Mtg, Platform	1
3	1020341	(013000–)	Screw, Hex, M8 X 1.25 X 20, Ss, Sems	9
4	1205073	(013000–)	Plate, Mtg	1
5	1037355	(013000–)	Screw, Hex, M8 X 1.25 X 35, 9.8, Sems	2
6	1239393	(013000–)	Bracket, Latch	1
7	1239385	(013000–)	Angle, Sppt, Seat	2

Fig. 64 – Documentation Group

Ref.	Part No.	Serial Number	Description	Qty.
	9020160	(000000–)	Manual, Oprtr [T17 Ele, En, Na]	1
	9020161	(000000–)	Manual, Oprtr [T17 Ele, Es, Na]	1
	9020162	(000000–)	Manual, Oprtr [T17 Ele, Fr, Na]	1
	9020163	(000000–)	Manual, Oprtr [T17 Ele, Ptb]	1
	9020164	(000000–)	Manual, Oprtr [T17 Ele, Jp]	1
	9020165	(000000–)	Manual, Oprtr [T17 Ele, Cn]	1
	9020166	(000000–)	Manual, Parts [T17 Ele, En, Na/Int]	1
	9020167	(000000–)	Manual, Service Info [T17 Ele, En]	1
	9020146	(000000–)	Dvd, Operator [T17]	1
	9020305	(000000–)	Instr, Use&Care, Wallchart [T17]	1



To view, print, order, download the latest Parts manual, other language Operator manuals, and Use and Care Guides (wall charts) visit:

www.tennantco.com/manual

SECTION 4

Contents	Page
Fig. 1 – ec-H2O Module Assembly Breakdown, 9020260	4-2
Fig. 2 – Accelerator and Brake Pedal Assembly Breakdown, 1209411	4-4
Fig. 3 – Metering Solution Pump Breakdown, 386364	4-5

Fig. 1 – ec-H2O Module Assembly Breakdown, 9020260

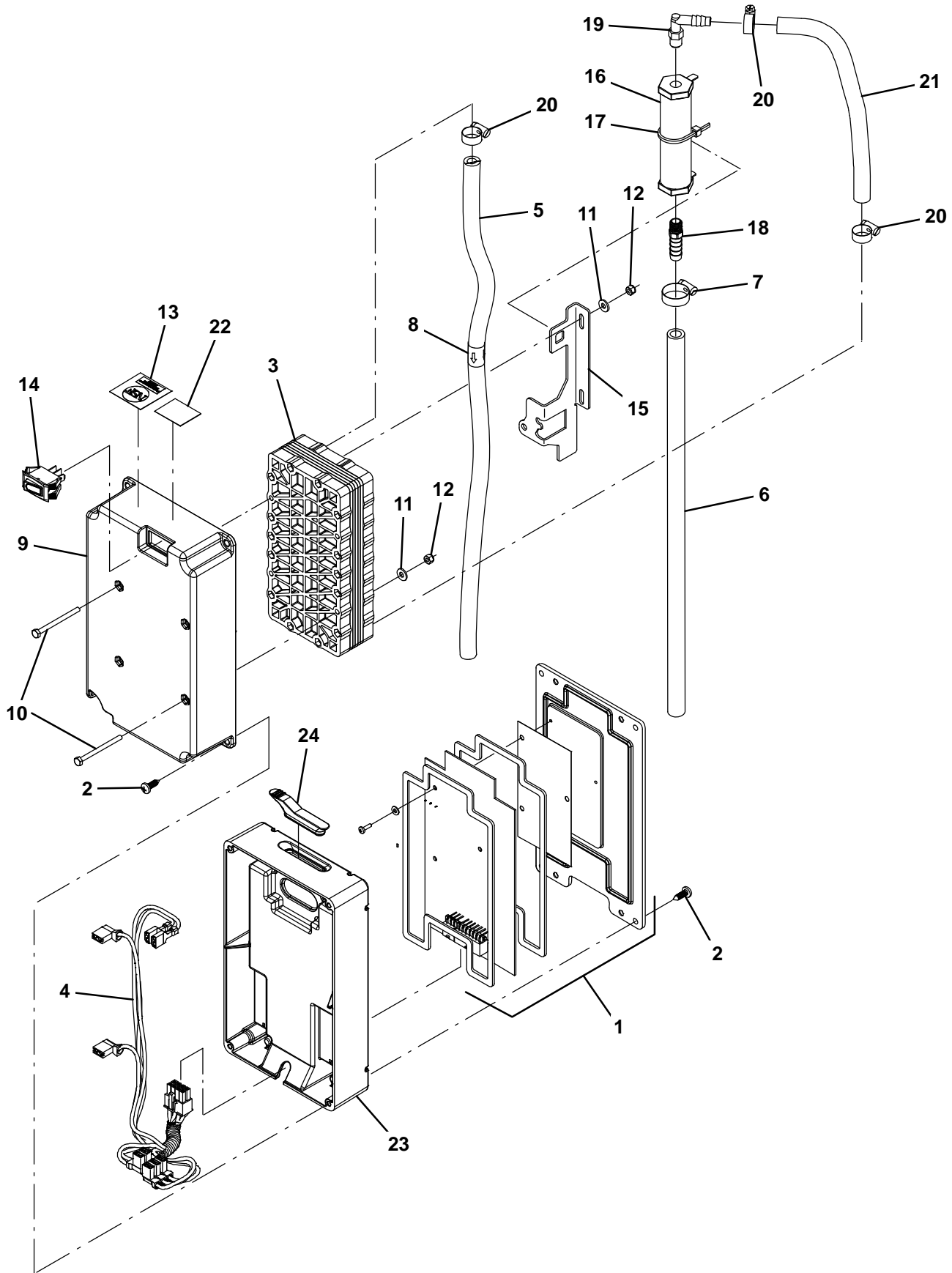
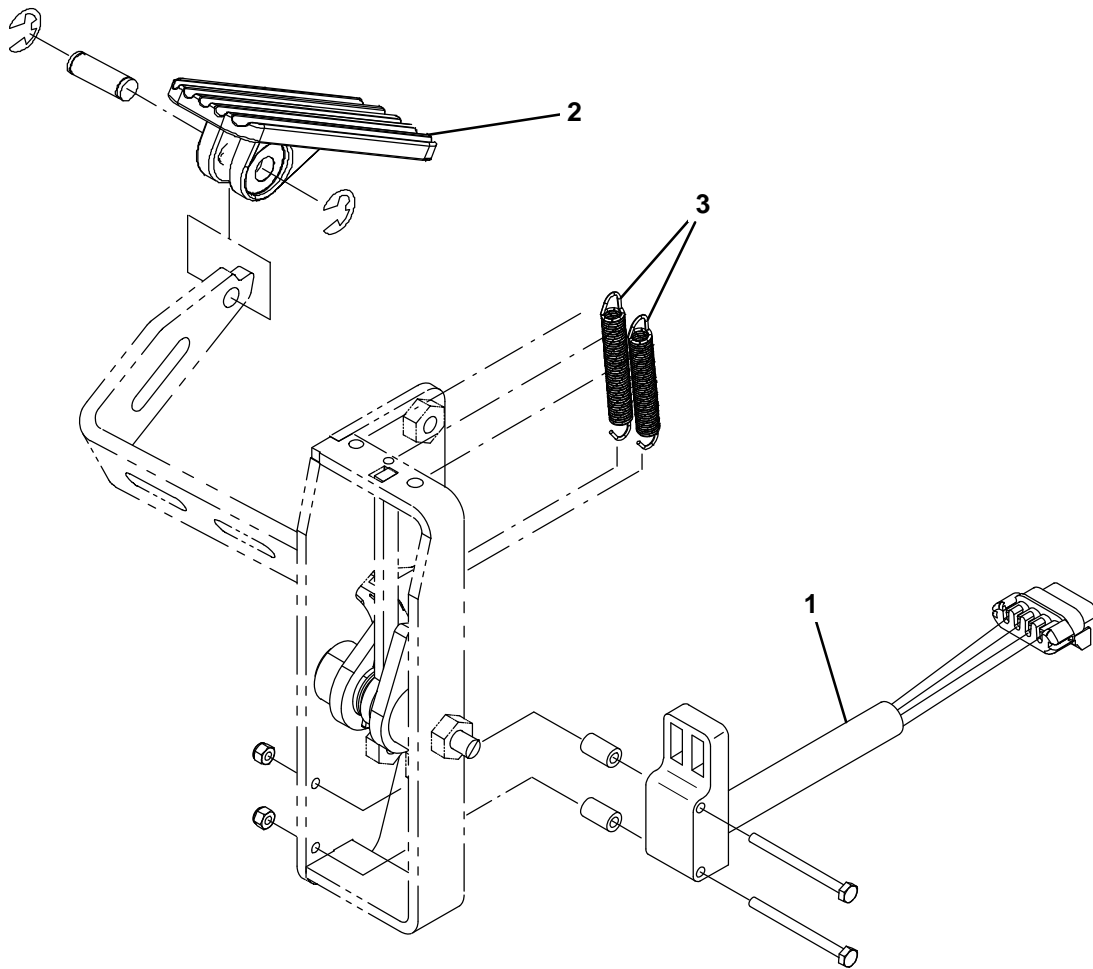


Fig. 1 – ec-H2O Module Assembly Breakdown, 9020260

Ref.	Part No.	Serial Number	Description	Qty.
▽	9020260	(000000–) Ec-H2o Module Kit, Afmkt [T17]	1
▲	1 9020261	(000000–) Circuit Board Kit, Ec-H2o, Afmkt [T17]	1
▲	2 1018155	(000000–) Screw, Pan, Phl, M5 X 0.80 X 16, Tcut,Ss	8
▲	3 1057637	(000000–) Electrode, 5 Plate, High Flow	1
▲	4 1069708	(000000–) Harness, Ele, Ech2o [T12 Module]	1
▲	5 9006268	(000000–) Hose, Pvc, Brd, 0.38id, 01Ft, Clr	1
▲	6 1014971	(000000–) Hose, Afmkt, Pvc, Brd, 01Ft, Clr	1
▲	7 54333	(000000–) Clamp, Hose, Wormdrive, 0.31–0.88d, .31w	1
▲	8 1049637	(000000–) Label, Direction [Ec-H2o]	1
▲	9 1051519	(000000–) Housing, Upper, Module, High Flow	1
▲	10 32509	(000000–) Screw, Hex, M4 X 0.70 X 50, Ss	4
▲	11 41579	(000000–) Washer, Flat, 08, Ss	4
▲	12 33932	(000000–) Nut, Hex, Lock, M4 X 0.70, NI, Ss	4
▲	13 1046041	(000000–) Label, Module [Nsf, Ec-H2o]	1
▲	14 1044393	(000000–) Switch, Rocker, Spst, Mom	1
▲	15 1048741	(000000–) Bracket, Valve, Large	1
▲	16 1062006	(000000–) Electrode, Cylindrical	1
▲	17 130773	(000000–) Tie, Cable, Nyl, 11.0l, .14w, 3.0 Max. D	1
▲	18 1055552	(000000–) Fitting, Brs, Str, Bm06/Pm02	1
▲	19 1051268	(000000–) Fitting, Plstc, E90, Bm05/Pm02, Nyl	1
▲	20 43844	(000000–) Clamp, Hose, Wormdrive, 0.25–0.62d, .31w	3
▲	21 1014971	(000000–) Hose, Afmkt, Pvc, Brd, 01Ft, Clr	1
▲	22 1068763	(000000–) Label, Date Code [Ec-H2o]	1
▲	23 1037032	(000000–) Housing, Bottom	1
▲	24 1054776	(000000–) Grommet, Blind	1

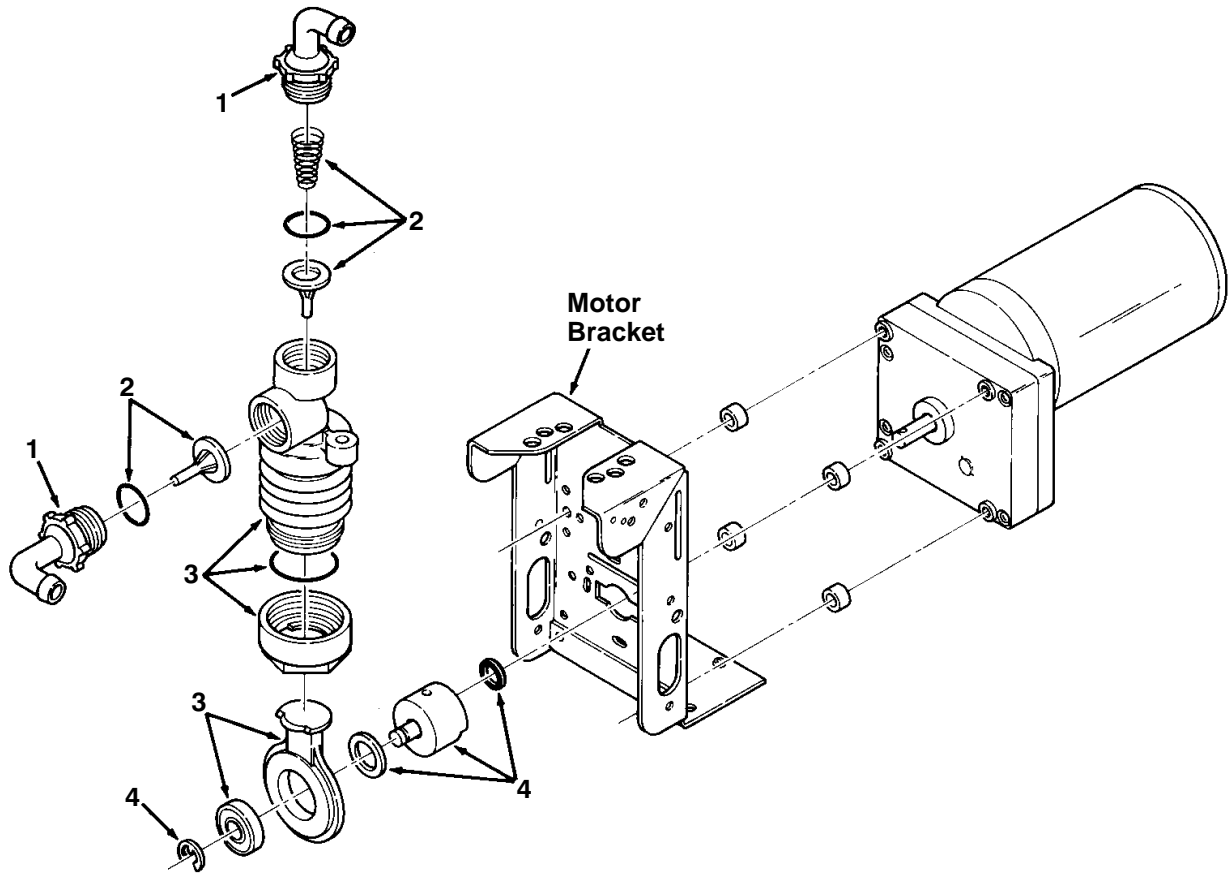
Fig. 2 – Accelerator and Brake Pedal Assembly Breakdown, 1209411



356515

Ref.	Part No.	Serial Number	Description	Qty.
▽	1209411	(000000–) Pedal Assy, Accelerator, W/O Brake	1
▲	1	1058687	(000000–) Sensor, Position [Hall]	1
▲	2	1071311	((000000–) Pedal, Foot, W/ Tread	1
▲	3	1061049	(000000–) Spring, Extn, 0.35od 0.05wir 02.8l	2

Fig. 3 – Metering Solution Pump Breakdown, 386364



00112

Ref.	Part No.	Serial Number	Description	Qty.
▽	386364	(000000–) Pump, Metering Solution	1
▲	1 63923	(000000–) Connector Kit, Tubing	1
▲	2 21659	(000000–) Valve Kit, Pump	1
▲	3 21661	(000000–) Replacement Kit, Bellows	1
▲	4 02430	(000000–) Crank Replacement Kit	1

SECTION 5

CONTENTS

PAGE

PART NUMBER TO PAGE NUMBER CROSS REFERENCE LIST 5-2
PART DESCRIPTION TO PAGE NUMBER CROSS REFERENCE LIST 5-11

CROSS REFERENCE

PART NUMBER TO PAGE NUMBER CROSS REFERENCE LIST

Part Number	Page Number	Part Number	Page Number	Part Number	Page Number
00911	2-12, 2-39, 3-45, 3-47	06943	3-71, 3-75, 3-111	09026	2-15
00912	2-11, 2-12, 3-103	06944	2-39	09028	2-39, 3-43, 3-103
00928	2-35, 3-19	06945	3-113	09120	3-81
01316	3-57, 3-59	06946	2-29	09162	2-11
01513	3-45	06948	2-29, 3-121	09198	2-3, 2-5
01516	2-57, 3-45, 3-47	06952*	3-91, 3-93	09200	3-65
01683	2-27, 3-11, 3-61, 3-63, 3-65, 3-67, 3-71, 3-79, 3-101, 3-107, 3-111, 3-115	06961	2-11	09206	3-107, 3-113
01684	2-3, 2-5, 2-7, 2-27, 2-35, 2-39, 2-41, 2-43, 2-55, 2-59, 3-17, 3-19, 3-31, 3-35, 3-41, 3-43, 3-45, 3-49, 3-57, 3-59, 3-79, 3-81, 3-111, 3-118	06965	3-75	09244	3-99
01685	2-7, 2-15, 2-19, 2-21, 2-35, 2-49, 2-51, 3-9, 3-19, 3-31, 3-35, 3-43, 3-49, 3-57, 3-59, 3-61, 3-77, 3-81, 3-99, 3-113, 3-115	06969	2-31, 2-33, 2-35	09252	3-107
01686	2-35, 2-39, 2-41, 2-43, 2-55, 2-57, 2-59, 3-9, 3-17, 3-19, 3-41, 3-43, 3-45, 3-49	06971	2-37	09291	2-41, 2-43
01711*	3-91, 3-93	07259	2-23, 2-25	09570	2-61, 2-65, 3-79, 3-121
01713	2-29	07450	2-57	09738	2-39, 3-23, 3-65, 3-67, 3-119
01726	2-65, 3-83, 3-85, 3-87, 3-89, 3-94	07471	2-35	09739	2-41, 2-43, 3-61, 3-65, 3-71, 3-107, 3-119
01847	3-31, 3-35	07514	2-65, 3-79	09740	2-9, 2-15, 2-61, 3-21, 3-45, 3-79, 3-81
02430	4-5	07515	2-27, 2-29, 2-65, 3-101	09741	2-33
02850	3-41, 3-43, 3-99, 3-107, 3-113	07785	3-31, 3-35	09744	3-118
02942	3-29, 3-33, 3-49, 3-115	07786	2-41, 2-43, 2-59, 3-41, 3-45, 3-49	09767	3-45
03192	3-9	07787	2-57	09770	2-55
03193	3-9	07788*	3-91, 3-93	09775	2-57
04051	2-9	07789	3-23	1002898	3-67
04843	2-15, 2-55	07790	3-91, 3-93, 3-121	1002899	3-67
04846	2-12, 2-41, 2-43	07791	2-11, 3-41	1005218	3-57, 3-59
04928	2-33	08170	3-45	1005630	3-23, 3-63, 3-65, 3-67
05134	3-61	08175	2-55	1006400	3-23, 3-67
05685	2-57	08178	2-15, 2-31, 2-55	1006410	3-61
05686	2-57, 3-17	08179	2-15, 2-55, 3-31, 3-35	1008142	3-13
06415	2-55	08182	2-31	1009356	3-45
06549	3-5, 3-7, 3-43, 3-79, 3-81, 3-115	08202	2-31	1011170	3-67
06919	2-63, 3-51	08236	2-41, 2-43, 2-57	1011409	2-35, 3-67
06920	3-3, 3-41	08708	2-29, 2-55, 2-65, 3-41, 3-47, 3-71, 3-75	1011411	3-67
06926	2-63, 3-25, 3-37, 3-51	08709	2-11, 2-15, 2-61, 3-13, 3-43, 3-71	1011412	3-101
06927	2-29, 3-13, 3-41, 3-43, 3-79, 3-99	08711	2-31	1011522	3-65
06933	2-53, 3-5, 3-7	08712	2-7, 2-15, 2-33, 2-41, 2-43, 2-55, 3-31, 3-35, 3-43, 3-61, 3-79, 3-81, 3-111	1011719	3-17
06934	3-97	08713	2-7, 2-41, 2-43, 2-45, 2-49, 2-51, 3-17, 3-31, 3-35, 3-45, 3-47, 3-49, 3-57, 3-59, 3-63, 3-77, 3-81, 3-99, 3-109, 3-113	1011735	2-17
06935	2-61, 3-43, 3-99, 3-113	08714	2-55, 2-57, 2-59, 3-17	1011837	3-71
06938	3-103	08716	2-7, 2-53, 3-45, 3-111	1011882	3-97
06942	2-19, 2-27, 2-29, 2-65, 3-103	09005	3-71	1011885	3-63
		09007	2-39, 3-41, 3-43, 3-45, 3-61	10120	2-41, 2-43
		09010	2-7, 2-9, 2-15, 2-35, 2-45, 2-49, 3-17, 3-21, 3-23, 3-31, 3-35, 3-41, 3-43, 3-49, 3-63, 3-65, 3-95, 3-99, 3-115	1014295	3-73
		09011	2-7, 2-15, 2-49, 3-17, 3-19, 3-21, 3-61, 3-63, 3-113, 3-115	1014328	2-39, 3-45
		09023	2-7, 3-31, 3-35, 3-45	1014563	2-55
				1014949	3-65, 3-67
				1014971	3-103, 4-3
				1014974	3-65, 3-101
				1014976	3-23, 3-65, 3-101
				1014981	3-63
				1015025	3-23
				1015026	3-101
				1015032	3-61
				1015455	3-65
				1016331	2-15
				1016354	2-35

CROSS REFERENCE

Part Number	Page Number	Part Number	Page Number	Part Number	Page Number
1017218	2-7, 2-9, 2-19, 2-39, 2-45, 2-49, 2-61, 2-63, 3-9, 3-17, 3-19, 3-21, 3-31, 3-35, 3-41, 3-47, 3-49, 3-63, 3-95, 3-97, 3-111, 3-115	1042500	2-5	1057978	3-61
1017368	2-5	1042504	2-5	1058340	2-63
1017441	3-29, 3-33, 3-49	1042772	3-99	1058451	3-41
1017802	3-29, 3-33, 3-49	1044393	4-3	1058477	3-41
1018155	4-3	1044428	3-99, 3-103	1058679	2-17
1018276	2-55	1045034	3-57, 3-59	1058687	4-4
1019285	2-49, 3-59, 3-61	1045041	2-35, 2-37	1058694	3-5
1020168	3-99	1045487	2-41, 2-43, 2-45	1058695	3-43
1020341	2-7, 2-11, 2-17, 2-19, 2-47, 2-49, 2-51, 2-53, 2-61, 2-63, 3-5, 3-11, 3-13, 3-29, 3-33, 3-41, 3-43, 3-49, 3-65, 3-71, 3-99, 3-103, 3-107, 3-109, 3-111, 3-113, 3-115, 3-122	1045525	2-17, 2-59	1058901	3-41
1022671	3-73	1046041	4-3	1059073	2-11
1022846	2-41, 2-43	1046404	2-63, 3-107	1059231	3-65
1023676	2-31	1048741	4-3	1059308	3-45
1023677	2-31	1048955	2-19	1059342	3-5
1023920	3-43, 3-113	1049637	4-3	1059938	3-5
1024977	3-75	1050295	3-111	1060103	3-9
1026014	2-49	1050554	3-113	1060128	3-71, 3-101, 3-103
1027976	3-71	1051027	2-5	1060210	3-49
1028581	3-67	1051030	2-3	1060276	2-63, 3-15
1031413	2-57, 3-17	1051052	2-19, 2-21	1060394	3-49
1034731	2-11, 2-39, 2-63, 3-113	1051268	4-3	1060428	3-71
1034731*	3-91, 3-93	1051519	4-3	1060440	3-73
1036892	3-41, 3-45, 3-107	1052010	3-67	1060673	2-45
1037032	4-3	1052123	2-29, 3-91, 3-93	1060691	3-73
1037346	2-7, 3-31, 3-35, 3-71, 3-97, 3-101	1052126	2-29, 2-53, 3-11, 3-45, 3-103	1060708	3-73
1037354	2-7, 3-43, 3-45, 3-81, 3-83, 3-85, 3-87, 3-89, 3-97, 3-107	1052532	2-59	1060718	3-73
1037355	2-9, 2-19, 3-81, 3-91, 3-93, 3-122	1052726	2-17	1060720	3-73
1037822	1-1, 2-49	1052962	2-7, 3-95, 3-115	1060784	3-41
1037827	2-33	1053342	3-45	1061049	4-4
1039042	3-99	1053815	3-49	1061356	3-73
1039044	3-99	1053825	2-11	1061570	3-73
1039056	3-99	1054178	3-71	1061571	3-73
1039392	3-7	1054581	3-45	1061910	2-65
1039557	3-65, 3-67	1054591	3-45	1061918	2-65
1039998	2-29	1054654	2-11	1061954	3-61
1040049	2-12	1054662	3-17	1062006	4-3
1040467	2-29, 3-29, 3-33, 3-41, 3-65, 3-79, 3-99, 3-109	1054776	4-3	1062106	3-5
1040634	3-118	1054945	2-57	1062386	2-23, 2-25
1040800	3-118	1054948	3-47	1062403	3-65
1040803	3-47	1055051	3-45	1062651	2-45
1040868	2-102, 3-65	1055051	3-45	1062659	3-73
1042051	3-99	1055254	3-65	1062813	2-103
1042191	3-99, 3-103	1055396	2-59	10632-2	3-7
1042499	2-5	1055552	4-3	1063263	3-5
		1056189	3-47	1063363	3-45
		1056412	2-11	1064184	2-63, 3-3, 3-5, 3-7, 3-25, 3-51, 3-65
		1056719	3-71	1064188	3-3, 3-5, 3-7, 3-11, 3-51, 3-71, 3-104
		1056838	2-39	1064191	3-5
		1056979	3-5	1065134	2-41, 2-43
		1056982	3-71, 3-104	1065343	2-103
		1057043	2-11	1066397	2-39
		1057171	2-11	1066429	2-61
		1057214	2-49	1066431	2-45, 2-53
		10575	3-57, 3-59	1066434	2-49
		1057554	2-11	1066919	3-71
		1057572	2-11	1067452	1-1, 3-43
		1057637	4-3	1067526	3-65
		1057780	2-7	1068510	2-65
		1057785	2-11	1068763	4-3
		1057814	3-71		
		1057816	3-71		

CROSS REFERENCE

Part Number	Page Number	Part Number	Page Number	Part Number	Page Number
1069311	2-45	1200467	3-67	1205048	2-7
1069315	3-113	1200634	3-17	1205049	2-49
1069322	2-17, 3-97	1200642	3-73	1205073	2-19, 3-122
1069467	3-79	1201101	3-17	1205131	2-35
1069580	3-79	1201149	3-19	1205133	2-33
1069671	3-68	1201267	2-53	1205154	2-7
1069708	4-3	1201393	3-71	1205257	2-7
1069746	3-7	1201423	3-71	1205262	3-11
1070324	3-79	1201428	2-21	1205296	2-11
1070402	3-79	1201434	2-51, 3-77	1205299	3-21
1070541	3-79	1201441	3-67	1205307	3-19
1070658	3-79	1201500	3-17, 3-31, 3-35	1205397	2-9
1070757	3-79	1201534	2-17	1205402	3-43
1071085	2-27, 3-7, 3-21, 3-23, 3-29, 3-31, 3-33, 3-35, 3-63, 3-79	1201609	3-19	1205428	2-47
1071311	4-4	1201894	2-19	1205449	3-49
1072951	2-27	1202779	2-7	1205547	3-43
1072952	2-27	1202860	2-63, 3-25, 3-37, 3-51	1205550	3-43
1072978	2-65	1202864	2-65	1205553	2-55
1072979	2-65	1202868	2-9, 2-63	1205565	3-45
1072981	2-65	1202870	3-3	1205593	3-43
1072992	3-39	1202892	3-3	1205619	3-43
1072999	3-27	1203454	3-65, 3-67	1205797	2-49
1073042	3-54	1203814	3-65	1205801	2-53
1073054	3-54	1203848	2-53	1205811	2-53, 2-61
1073059	3-79	1203947	3-71	1205863	2-7
1073062	3-15	1203996	3-65, 3-67	1205864	2-7
1073077	3-79	1204024	3-65	1206060	2-45
1073078	3-79	1204077	2-9	1206099	2-51
1073181	2-11	1204114	2-45	1206119	2-49
1074075	3-77	1204170	2-17	1206138	3-23, 3-65
1074103	2-102	1204306	3-11	1206251	2-59
1074570	2-29	1204338	3-65, 3-67	1206303	3-67
1074600	3-79	1204356	2-35	1206367	2-7, 3-95
1074601	3-79	1204357	2-39	1206370	1-1, 2-51
1074604	2-102	1204396	3-31, 3-35	1206422	3-17
1074713	2-65	1204441	2-39	1206431	2-65
1075003	2-17	1204458	2-35	1206456	3-71
1075150	2-29	1204460	2-35	1206470	2-33
1075238	3-23	1204634	2-39	1206475	3-19
1075296	3-5, 3-7	1204637	2-39	1206482	3-71
1076435	2-102	1204638	2-39	1206485	2-23
1076436	3-104	1204639	2-39	1206530	2-59
1076449	3-105	1204640	1-1, 2-39	1206546	2-17
1076532	3-117	1204642	2-39	1206589	3-19
1076655	2-102	1204643	2-39	1206592	3-19
1076691	2-35, 2-37	1204732	2-9	1206597	3-19
1076746	3-117	1204774	3-31, 3-35	1206598	3-19
10912	3-43	1204790	2-39	1206599	3-19
11329	3-19, 3-45, 3-47, 3-49, 3-57, 3-59	1204791	2-39	1206602	3-17
11329*	3-91, 3-93	1204791	2-39	1206722	3-17
11398	3-29, 3-33, 3-49	1204880	2-39	1206723	3-17
11399	2-47, 3-57, 3-59	1204881	2-39	1206774	2-53, 3-43
11531	2-47	1204919	3-31, 3-35	1206785	2-19
11635	3-19	1204926	3-9	1206805	3-21
1200149	2-53, 3-43	1204954	3-43	1206809	3-21
1200328	3-23, 3-65	1204972	3-9	1206821	2-57
1200394	3-71	1204974	3-9	1206844	2-57
		1205010	2-37	1206865	2-57
		1205011	2-37	1206872	2-55
		1205013	3-31, 3-35	1206948	2-45
		1205016	3-31, 3-35		

CROSS REFERENCE

Part Number	Page Number	Part Number	Page Number	Part Number	Page Number
1206951	3-83, 3-85, 3-87, 3-89	1207774	3-71	1208733	3-59
1206961	2-49	1207777	3-57, 3-59	1208748	2-53, 2-61, 3-99
1207034	2-57	1207866	3-21	1208772	3-45
1207039	2-53	1207887	2-49	1208858	2-59, 3-31, 3-35
1207041	3-41	1207902	3-75	1208899	2-23
1207045	3-49	1207903	2-55	1208906	2-59
1207047	3-49	1207911	3-73	1208907	3-11
1207086	1-1, 2-59	1207912	3-81	1208971	2-23, 2-25
1207087	1-1, 2-59	1207922	2-19	1208974	2-23, 2-25
1207103	2-59	1207933	3-83	1208977	2-23, 2-25
1207108	2-37	1207934	3-83	1208983	2-23, 2-25
1207119	3-41	1207935	3-85, 3-87	1208985	2-23, 2-25
1207123	3-41	1207936	3-85, 3-87	1208986	2-23, 2-25
1207126	2-37	1207946	2-61	1208987	2-23, 2-25
1207127	2-37	1207961	3-75	1208989	2-23, 2-25
1207130	2-49, 3-99	1207981	2-15	1208999	2-23, 2-25
1207131	2-61	1207984	2-31	1209015	2-15
1207139	3-29	1207986	3-119	1209041	2-63
1207145	2-61, 3-109	1208021	3-21	1209052	2-23, 2-25
1207151	3-41	1208043	3-57, 3-59	1209073	2-23
1207174	2-15	1208045	2-9	1209119	3-41
1207177	2-15	1208053	3-75	1209120	2-59
1207184	2-31	1208106	2-31	1209121	2-59
1207209	2-49	1208109	3-75	1209122	2-59
1207229	2-45	1208113	2-11	1209140	3-41
1207269	3-43	1208122	3-11	1209190	2-61
1207272	2-45	1208128	3-9	1209194	2-19
1207284	3-51, 3-63	1208153	2-57	1209244	3-31, 3-35
1207297	2-27	1208155	2-57	1209246	2-9
1207330	3-31	1208156	2-57	1209368	3-81
1207341	2-53	1208185	2-17	1209411	2-15, 4-4
1207362	2-61	1208187	2-17	1209444	2-29, 2-59
1207412	3-29, 3-33	1208188	2-9	1209652	3-11
1207436	2-31	1208208	2-33	1209678	3-17
1207444	3-9	1208217	3-51	1209684	2-51
1207466	2-55	1208247	2-55	1209712	2-57
1207484	3-43	1208274	2-55	1209769	2-33
1207485	3-47	1208356	1-1, 2-59	1209802	3-45
1207486	3-45	1208357	1-1, 2-59	1209915	3-9
1207487	3-45	1208358	2-59	1209960	2-23, 2-25
1207488	3-45, 3-47	1208359	2-59	1209964	2-23, 2-25
1207517	3-73	1208363	2-7	1209965	2-23, 2-25
1207518	2-47	1208364	2-7	1209966	2-23, 2-25
1207550	3-43	1208394	3-41	1209968	2-23, 2-25
1207554	3-35	1208411	2-17	1209969	2-23, 2-25
1207559	3-33	1208412	2-63	1209995	2-23, 2-25
1207562	2-51	1208432	3-23	1210022	2-57
1207566	2-15	1208433	3-23	1210177	2-33
1207608	2-59	1208434	3-23	1210179	2-33, 2-37
1207654	2-15	1208486	2-47	1210262	2-33
1207656	3-17	1208527	3-81	1210286	2-23, 2-25
1207657	3-21	1208612	2-11	1210312	3-17
1207659	3-61	1208625	2-11	1210313	3-87
1207661	1-1, 2-59	1208629	2-59	1210316	3-87
1207701	3-79	1208673	3-81	1210399	2-63, 3-25, 3-37, 3-51
1207718	3-19	1208691	2-65	1210430	2-41, 2-43
1207725	3-9	1208710	3-9	1210467	2-63
1207739	2-55	1208714	3-9	1210581	3-17
1207750	3-63	1208730	2-59	1210618	2-37
1207757	2-55	1208732	3-63	1210624	2-33

CROSS REFERENCE

Part Number	Page Number	Part Number	Page Number	Part Number	Page Number
1210630	2-33	1213267	2-41, 2-43	1221794	2-29
1210660	2-35	1213281	3-83, 3-85, 3-87, 3-89	1221952	3-23, 3-65
1210667	2-35	1213317	3-63	1222170	3-21, 3-115
1210673	3-81, 3-115	1213362	3-77	1222501	3-113
1210711	2-7	1213392	3-77	1222504	3-111
1210807	2-37, 2-49, 3-17, 3-25, 3-41, 3-51, 3-63, 3-79, 3-101, 3-111, 3-115	1213434	2-103	1222526	3-107
1210841	3-57, 3-59	1213435	2-103	1222545	2-35
1210969	3-51	1213461	2-15	1224140	3-113
1210970	2-63	1213513	3-73	1224229	3-111
1210971	2-61	1213530	2-59	1224331	3-103
1211150	3-73	1213539	2-59	1224341	2-11
1211399	3-45	1213680	3-95	1224454	2-11
1211837	3-49	1213799	3-73	1224634	3-113
1211884	2-41, 2-43	1213802	3-49	1224699	2-11
1211929	3-41	1214093	2-47	1224700	2-11
1211934	2-5, 3-45	1214095	3-57, 3-59	1224776	3-13
1211952	2-23, 2-25	1214173	2-53	1224777	3-13
1211963	3-77	1214174	2-53	1224893	2-11
1212006	3-77	1214326	3-77	1225078	3-113
1212112	2-31	1214337	2-51	1225119	2-11, 2-12
1212158	3-85, 3-87	1214550	2-63	1225182	3-113
1212163	3-19	1214566	2-63	1225192	3-107
1212210	3-19	1214622	3-13	1225312	3-113
1212211	3-19	1214737	3-13	1225331	3-113
1212212	3-19	1216949	2-41, 2-43	1225397	3-113
1212248	2-7, 3-115	1216950	2-41	1225415	3-113
1212298	2-45	1216951	2-43	1225416	3-113
1212350	2-7	1217187	3-61, 3-101	1225417	3-113
1212366	3-77	1217322	2-25	1225419	3-21, 3-115
1212400	2-15	1217475	2-15	1225423	3-31, 3-35
1212415	2-19	1217573	2-17	1225425	3-35
1212443	3-65	1217601	3-13	1225432	3-31
1212623	2-33	1217751	2-29	1225437	3-81
1212747	3-95	1217792	3-13	1225439	3-63
1212782	2-59	1218173	3-111	1225442	2-29
1212823	3-33, 3-49	1218213	2-9	1225464	2-103
1212824	3-29, 3-49	1218331	3-111	1225465	2-103
1212849	1-1, 2-39	1218383	2-45	1225479	3-107
1212887	2-47	1218579	2-15	1225482	3-111, 3-113
1213007	2-41	1218580	2-15	1225503	2-11
1213059	2-63	1218851	2-12	1225506	2-7
1213060	2-41	1218852	2-12	1225535	3-89
1213061	2-41	1218920	2-17	1225538	3-89
1213093	2-41, 2-43	1219037	2-12	1225563	2-25
1213110	2-49	1219060	3-113	1225566	3-107
1213118	3-77	1219065	3-107	1225700	3-99, 3-109
1213161	2-37	1219396	3-89	1225704	3-99, 3-109
1213182	3-77	1220192	2-3	1226141	2-11
1213186	3-77	1220193	2-3	1226647	3-107, 3-113
1213200	2-35	1220194	2-3	12269	3-45, 3-47
1213206	3-77	1220201	2-3	12273	2-39, 2-45, 2-49, 3-9, 3-19, 3-63, 3-97, 3-111, 3-115
1213211	1-1, 2-41, 2-43	1220235	2-5	12274	3-13
1213228	2-43	1220236	2-5	1227455	2-37
1213229	2-41	1220241	2-5	12277	3-107
1213234	2-43	1220244	2-5	1227707	3-107
1213243	2-43	1220430	3-57, 3-59	1227867	3-23
1213244	2-43	1221161	2-29, 2-47	1227937	3-83, 3-85, 3-87
1213266	1-1, 2-41, 2-43	1221283	3-115	1227938	3-83, 3-85, 3-87
		1221285	2-7		
		1221543	2-5		

CROSS REFERENCE

Part Number	Page Number	Part Number	Page Number	Part Number	Page Number
1228060	3-83, 3-85, 3-87	1242860	3-94	14799	2-11
1228978	3-107	1243007	2-41, 2-43	14838	2-3, 2-5
1229005	2-15	1243128	3-94	14877	3-59, 3-61
1229338	3-107	1243167	3-101	14953	2-3
1230821	2-15	1243574	3-91, 3-93	14967	2-3
1230885	2-15	1243644	3-99	150208	3-65
12309	3-17	1243645	3-99	150412	3-101
12312	3-99	1243710	3-107	15047	3-31, 3-35
12316	3-71, 3-101	1243711	3-107	150538	3-23, 3-65, 3-103
12317	2-57, 3-43, 3-49	1243783	3-107	150713	2-35
1233055	2-33	1243787	3-107	15331	2-15, 2-57
12333	2-49, 3-77	1243816*	3-91, 3-93	15522	3-47
1234554	2-15	1243817*	3-91, 3-93	15539	2-3, 2-5
1234789	2-15	1243843*	3-91, 3-93	15675	2-53, 3-19
1234792	2-15	1244404	3-83	15678	2-15, 2-27, 2-39, 2-41, 2-43, 2-61
1236066	2-15	1244405	3-85	16411	1-1
1236318	3-103	1244412	3-83	16412	1-1
1236430	2-17	1244413	3-85	16735	2-11, 2-41, 2-43, 3-103
1238009	3-91, 3-93, 3-94, 3-121	1244427	3-71, 3-101	16879	2-33
1238011	3-121	1244570	3-99	16930	3-95
1238011*	3-91, 3-93	1244571	3-107	16931	2-9, 2-11, 3-13
1238175	3-97	1244839	2-25	16960	2-23, 2-25
1238324	3-109	1244840	2-25	17260	2-3
1238390	3-121	1244906	3-99	17261	2-3
1238513	3-99	1244957	3-111	17262	2-3
1238671	3-97	1244985	3-113	17263	2-3
1238731	3-97	1245600	3-111	17404	2-41, 2-43
1238746	3-103	1245646	3-111	17461	2-55
1238848	2-7	1245866	3-99	17521	3-57
1238870	2-17	1246365	3-122	18136	3-45
1238878	3-97	1246706*	3-91, 3-93	18595	2-47, 3-57, 3-59
1238895	3-97	1247115*	3-91, 3-93	19064	3-43
1238981	3-91, 3-93	1247164	3-107	19065	2-29, 3-41, 3-113
1239018	3-103	1247165	3-107	19066	2-12, 3-5, 3-7
1239141	3-103	1247200	3-91, 3-93	19312	2-7, 2-53, 2-65
1239252	2-7	1247624	3-107	19314	2-65
1239309	3-9	1247646	3-103	19315	3-5
1239312	3-9	1247763*	3-91, 3-93	19324	2-29
1239383	3-122	1248099	3-107	20170	2-29, 2-31
1239385	3-122	1248312	3-83	20802	2-53
1239393	3-122	1248313	3-85	20944	3-63
1239531	3-99	1248442	2-21	20950	3-23, 3-63
1239673	3-103	1248572	3-104	20951	3-63
1239681	2-19	1249017	3-115	20952	3-63
1239902	2-51	1249034	3-115	21168	3-99
1240010	3-97	1249038	3-115	21196	3-75
1240228*	3-91, 3-93	1249205	3-115	21198	3-103
1240293	3-101	1250357	3-107	21606	2-59
1241005	3-103	1252251	2-17	21659	4-5
1241249	3-81	130773	2-53, 3-7, 3-23, 3-63, 3-71, 4-3	21661	4-5
1241253	3-81	13773	2-29	222158	2-35, 3-99
1241509	3-99, 3-109	140011	3-119	222260	2-33, 3-45
1241608	3-103	140045	3-75	222267	3-5, 3-41, 3-118
1242000	3-101	140324	2-61	222290	2-17
1242235	2-31	140825	2-17, 3-3	222375	3-101
1242382*	3-91, 3-93	140916	3-79	222460	3-31, 3-35
1242409*	3-91, 3-93	14242	2-31	222463	3-113
1242823	3-71, 3-101	14529	2-55	222470	3-47, 3-49
1242858	3-94	14595-1	2-15, 2-31	222505	2-11, 3-19
1242859	3-94				

CROSS REFERENCE

Part Number	Page Number	Part Number	Page Number	Part Number	Page Number
222516	2-7, 3-31, 3-35, 3-113	360370	2-19, 2-21	39308	3-17
222809	3-25	360460	2-49	39349	2-9, 2-27, 2-29, 2-31, 3-9, 3-13, 3-81
222818	2-39, 3-45	360973	2-12, 3-97, 3-111, 3-119	397779	3-45, 3-47, 3-73, 3-99
22297	3-77	361076	2-17	397889	3-25, 3-37, 3-113
223054	2-55	361144	1-1, 2-17	397916	2-5
223065	2-11, 3-13	361339	3-45	397920	2-3
223163	2-19	363087	2-57	397980	2-3
223198	2-37	363162	2-59, 3-19, 3-21	398500	3-71, 3-104
22892*	3-91, 3-93	363301	3-19	398501	2-17
230735	2-49	363469	2-41, 2-43	398526	3-5
23146	3-115	364614	3-41, 3-49	398806	2-53, 2-61, 3-97, 3-99
23446	3-43, 3-99	365096	3-57, 3-59	41140	3-99
24105	3-57, 3-59	368176	2-23, 2-25	41141	2-7, 2-17
24196	3-61, 3-115	369359	3-75	41143	2-37
24199	3-79	369415	3-81	41178	3-43
24265	2-27, 3-11, 3-63	369781	3-31, 3-35	41185	2-39, 3-45, 3-47
24299	2-3, 2-5	36996	3-103	41186	2-35, 2-39, 3-19, 3-45
24584	3-71, 3-101, 3-103	370080	2-3	41358	2-23, 2-25
25312	3-119	370090	2-3	41359	2-27
25735	2-41, 2-43, 2-55	370092	2-5	41360	3-47
26315	2-23, 2-25	370094	2-3	41362	3-47
26395-1	3-19	370095	2-3, 2-5	41410	3-57, 3-59
26428	2-11, 2-39	375321	3-57, 3-59	41430	3-9, 3-75
28010	3-45	377084	3-3, 3-5, 3-7, 3-51	41437	2-19, 2-21
29570	2-53	377349	2-45, 3-61	41579	2-3, 2-5, 3-99, 4-3
29584	2-33, 3-17	377364	2-35, 3-19	41702	2-65
30241	2-5	377537	1-1	43555	3-23, 3-65, 3-111
32408	3-47	377538	1-1	43844	3-23, 3-63, 3-65, 3-67, 3-101, 3-103, 4-3
32483	2-19, 2-23, 2-25, 2-27, 2-29, 2-65, 3-5, 3-13, 3-75, 3-79, 3-101, 3-103, 3-111, 3-119	377540	1-1	44906	2-33, 3-17, 3-31, 3-35
32485	2-9, 2-11	378951	2-3	46390	2-39
32486	2-31	379829	2-49, 3-31, 3-35	46657	2-15
32490	2-61, 3-7, 3-23, 3-63, 3-65, 3-91, 3-93, 3-121	381502	2-31, 3-45	47167	3-103
32490*	3-91, 3-93	382224	3-45	47388	3-71
32491	2-11, 2-15, 2-31, 2-61, 3-13, 3-43, 3-45, 3-99, 3-103, 3-109	382320	2-49, 2-53, 3-97, 3-118	48258	3-5
32492	2-9, 2-23, 2-25, 2-53, 3-75, 3-95	383723	3-37	48749	3-47
32509	4-3	383726	3-25	49145	3-115
32598	3-71	385685	2-49, 3-59, 3-61	49162	3-113
32720	3-47	386063	2-29, 3-107	49177	2-19, 2-21
32746	2-3, 2-5	386088	2-41, 2-43	49263	3-5
32899	2-15, 2-31	386230	2-3	49266	3-5
32969	2-31	386240	2-3	49694	3-31, 3-35
32980	2-29	386250	2-3	49697	2-39, 3-41
32984	2-27, 2-29	386274	2-39	49800	3-41, 3-113, 3-118
33295	3-57, 3-59	386299	3-17, 3-31, 3-35	49826	2-61, 2-65, 3-9, 3-97, 3-111, 3-113, 3-121
33401	3-41	386324	2-45	49891	2-53
33584	3-71	386364	3-63, 4-5	49924	3-31, 3-35
33807	2-63	386391	2-41, 2-43	50335	2-39
33925	2-23, 2-25	386652	3-61	51103	2-55
33930	2-65, 3-17, 3-31, 3-35, 3-79, 3-91, 3-93, 3-121	386807	2-65	51338	2-31
33932	3-63, 4-3	386810	2-27, 2-29	51339	2-31
35843	2-33	386847	2-57	51538	2-41, 2-43
360369	2-19, 2-21	390994	2-45	51813	2-59
		391345	2-59	54333	3-61, 3-71, 3-101, 4-3
		391434	2-55, 3-43	54345	3-111
		392215	3-47	54390	2-31
		39239	2-61	54400	3-31, 3-35
		39281	2-31	54577	2-31
		39283	2-9		
		39285	2-23, 2-25		

CROSS REFERENCE

Part Number	Page Number	Part Number	Page Number	Part Number	Page Number
54618	3-17	77272	2-57	9018841	3-99
55094	3-21	77488	2-55	9018842	3-99
55248	3-111	78398	3-59	9018844	3-99
56166	2-15	78785	3-111	9018847	3-99
57248	3-65	78840	3-61, 3-101	9018848	3-97
57379	3-57, 3-59	78841	3-61, 3-101	9018849	3-97
57598	3-31, 3-35	79217	2-57	9018850	3-99
57702	3-75	79273-2	2-47	9018853	2-47
57772	3-99	79497	3-57, 3-59	9018975	2-61
579211	3-41	79506	3-81	9018977	2-53
58979	3-81	80409	3-19	9018978	2-61
58979*	3-91, 3-93	80491	2-41, 2-43	9018979	3-99
59658	2-49, 3-17	81672	3-31, 3-35	9018980	3-97
59668	2-33	81719	3-43	9018981	3-99
59672	3-31, 3-35	81884	3-47	9018982	3-9
603268	3-41	82831	2-27	9018983	3-97
605070	2-15, 2-31	830207	2-15	9019654*	3-91
611221	3-79	86379	2-65	9019655*	3-93
630146	2-47	86508	3-57, 3-59	9020070	2-59
630258	2-31	86773	3-47	9020080	3-73
630358	2-15	87172	2-7	9020103	2-21
63244-2	3-57, 3-59	87173	3-67, 3-101	9020107	3-7
63248-1	2-5	87419	2-5, 3-29, 3-33, 3-49	9020109	3-5
63248-2	2-5	87677	3-101, 3-105	9020139	3-119
63248-3	2-5	9006268	4-3	9020146	3-123
63248-4	2-5	9008155	3-73	9020160	3-123
63810	2-35, 2-37, 3-23, 3-57, 3-59, 3-61, 3-101	9008182	3-3, 3-41	9020161	3-123
63923	4-5	9009990	3-79	9020162	3-123
63987-1	3-71, 3-101	9010938	3-17	9020163	3-123
64425	2-41, 2-43	9010942	2-11	9020164	3-123
64778	3-71, 3-101	9010943	2-11	9020165	3-123
66211	2-31	9011054	3-17	9020166	3-123
66213	2-31	9013046	2-43	9020167	3-123
68567	2-37	9013047	2-43	9020210	2-45
69234	2-27	9013267	2-23	9020211	2-49
69784	3-57, 3-59	9013756	2-41	9020212	2-49
69972	3-75	9013757	2-43	9020213	2-61
69998	3-17	9013767	3-9	9020214	2-61
70158	2-31	9013795	3-9	9020215	2-37
70161	2-31	9014285	2-57	9020216	2-9
70651	2-11	9014338	3-61, 3-101	9020217	3-19
71274	2-55	9014344	3-23	9020218	2-53
71579	2-7	9014662	2-5	9020219	3-43
71607	2-41, 2-43	9014664	2-5	9020220	3-41
71628	3-61	9014666	2-3	9020221	3-49
72968	2-35	9014994	2-102	9020223	2-11
73342	3-61, 3-101	9014996	3-17	9020225	2-17
73468	3-61	9014997	2-25	9020227	2-17
74455	2-35, 2-37, 3-7, 3-111	9014998	2-11	9020228	2-63
76062	2-65	9014999	2-11	9020229	2-63, 3-37, 3-51
763045	2-7	9015002	2-63	9020230	3-25
763064	3-17	9015049	3-13	9020231	2-31
763114	2-12, 2-27, 2-29, 2-63, 3-25, 3-79, 3-91, 3-93	9015050	3-13	9020232	2-57
763115	3-91, 3-93	9015632	2-23, 2-25	9020233	1-1, 2-57
76426	3-61	9015633	2-12	9020235	2-39
76570	2-61	9015635	2-11	9020237	1-1, 2-39
76653	2-31	9016099	3-83, 3-85, 3-87	9020238	2-35
769785	3-71	9016496	2-35, 2-37, 3-23	9020239	2-39
		9016734	2-15	9020240	2-39
		9018832	3-121	9020241	2-45

CROSS REFERENCE

Part Number	Page Number
9020242	2-35
9020243	2-41
9020244	2-41
9020245	2-39
9020247	3-19
9020248	3-17
9020249	3-17
9020250	2-33
9020251	2-33
9020252	3-71
9020253	2-33
9020255	3-43
9020256	3-43
9020257	3-45
9020258	3-63
9020260	3-65, 4-3
9020261	4-3
9020263	2-31
9020264	2-31
9020265	2-31
9020266	2-23, 2-25
9020267	2-23, 2-25
9020268	3-17
9020270	1-1
9020271	1-1
9020272	1-1
9020273	2-7
9020284	2-45
9020286	2-49
9020288	3-63
9020290	2-61
9020305	3-123
9020594	2-63
9020652	3-85, 3-87
9020698	3-107

PART DESCRIPTION TO PAGE NUMBER CROSS REFERENCE LIST

A

Actuator, 36v, 2.36in Stroke, 2-55
 Actuator, 36vdc, 2.08strk, 500lbs, 3-45
 Actuator, 36vdc, 2.75strk, 450lb, 3-17, 3-31, 3-35
 Actuator, 36vdc, 5.00strk, 1100lb, 2-33
 Adapter, Swivel, 1.75, Abs, 3-73
 Adaptor, Brush, 2-3, 2-5
 Alarm, 9-48vdc, 95 Db(A) [Ec-H20], 2-17
 Alarm, Backup, 12-48vdc, Adj, 3-5
 Angle, Latch, 2-19
 Angle, Mtg, Antenna, Telem, 3-79
 Angle, Mtg, Hopper, 3-43
 Angle, Rtnng, 3-113
 Angle, Sppt, Seat, 2-19, 3-122
 Angle, Stl, Perforated .03, 2-37
 Antenna, Telem, 110 In [Gprs], 3-79
 Antenna, Telem, 187 In [Gprs], 3-79
 Arm Kit, Sqge, Front, Lh, Afmkt, 2-43
 Arm Kit, Sqge, Front, Rh, Afmkt, 2-41
 Arm Kit, Sqge, Rear, Lh, Afmkt, 2-43
 Arm Kit, Sqge, Rear, Rh, Afmkt, 2-41
 Arm Wldt, 2-59
 Arm Wldt, Brush, 3-45
 Arm Wldt, Front, Lh, 2-43
 Arm Wldt, Front, Rh, 2-41
 Arm Wldt, Lh, 2-43
 Arm Wldt, Lift, 2-33
 Arm Wldt, Rear, Lh, 2-43
 Arm Wldt, Rear, Rh, 2-41
 Arm Wldt, Rh, 2-41
 Arm Wldt, Spring, Tension, 3-17
 Arm, Brush, Pre-Sweep, Idler, Lh, 3-47
 Arm, Spring, Tensioner, 3-17
 Assy, Seal, Mtg, Vacfan, 2-53

B

Bag, Vacuum, Paper [1pick=1pkg(=10pc)], 1-1, 3-43
 Bar Wldt, Retainer, Sqge, Rear, 2-59
 Bar, Rnd, Plastic, 0.31D 08.5L, 2-45
 Base, Module, Light, 3-5
 Battery Kit, Li-Ion, 36v, 18.4kwh [UI], 3-91
 Battery Kit, Li-Ion, 36v, 38.8kwh [UI], 3-93
 Battery, Wet, 36Vdc, 510Ah, 3-83
 Battery, Wet, 36vdc, 510ah [W/Watering], 3-83
 Battery, Wet, 36Vdc, 625Ah (China Only), 3-83
 Battery, Wet, 36Vdc, 750Ah, 3-85
 Battery, Wet, 36vdc, 750ah [W/Watering], 3-85
 Battery, Wet, 36Vdc, 775Ah (China Only), 3-85
 Battery, Wet, 36Vdc, 930Ah, 3-87
 Battery, Wet, 36Vdc, 930Ah [Spw/Wi-lq], 3-89
 Battery, Wet, 36vdc, 930ah [W/Watering], 3-87

Bearing Assy, W/Shaft, 3-47
 Bearing, Ball, 0.24b 0.51d 0.20w [2seal], 3-73
 Bearing, Ball, 0.59b 1.26d 0.35w[2seal], 3-47
 Bearing, Ball, 0.62b 1.38d 0.43w, 3-45
 Bearing, Ball, 0.67b, 1.85d, 0.55w, 2-23, 2-25
 Bearing, Ball, 0.79b 1.85d 0.55w, 2-39
 Bearing, Ball, 3.74b, 6.69d, 2.19w, 2-23, 2-25
 Bearing, Cone, 1.38b 0.71w, 2-31
 Bearing, Cup, 2.56d 0.55w, 2-31
 Bearing, Flng, 2hole, 0.75b, 2-11
 Bearing, Flng, 2hole, 0.75b [Nyl], 2-11, 3-13
 Bearing, Flng, 2hole, 1.25b, 2-11
 Bearing, Journal, 0.75b 0.88d 0.75l, 2-11
 Bearing, Needle, 0.25b 0.88d 0.50w, 3-81
 Bearing, Pillowblock, 1.12b, 2-11
 Bearing, Split, 1.00b, 2-31, 3-45
 Bellcrank, Spring, Machined, 2-33
 Belt Kit, Drive, 2-39
 Belt Kit, Preswp, Afmkt [T17], 3-45
 Belt, Drive, 1-1, 2-39
 Belt, Kit, Cyl, Afmkt [T17], 1-1, 2-39
 Bezel, Headlight, Lh [W/Inserts], 3-3
 Bezel, Headlight, Rh [W/Inserts], 3-3
 Blade, Front Squeegee 56.6l (Gum), 2-59
 Blade, Front Squeegee 56.6l (Linard), 1-1, 2-59
 Blade, Front Squeegee 56.6l (Urethane), 1-1, 2-59
 Blade, Rear Squeegee 60.6l (Gum), 2-59
 Blade, Rear Squeegee 60.6l (Linatex), 1-1, 2-59
 Blade, Rear Squeegee 60.6l (Urethane), 1-1, 2-59
 Blade, Sqge, Sba, (Gum Rubber), 3-19
 Blade, Sqge, Sba, (Urethane), 3-19
 Blade, Sqge, Sba, Inner, 3-19
 Blade, Sqge, Sba, Inner, (Gum Rubber), 3-19
 Blade, Sqge, Sba, Inner, (Urethane), 3-19
 Blade, Sqge, Sba, Linatex, 3-19
 Blade, Sqge, Side, Linatex, 1-1, 2-41, 2-43
 Blade, Sqge, Side, Rubber (Option), 2-41, 2-43
 Blade, Sqge, Side, Ure, 1-1
 Blade, Sqge, Side, Urethane (Option), 2-41, 2-43
 Block, Cooling, Press Wash, 3-103
 Bolt, Eye, M10 X 1.50 X 064mm, 07.10 Eye, 2-57
 Bolt, Eye, M8 X 1.25 X 030mm, 08.00 Eye, 3-17
 Bolt, Eye, M8 X 1.25 X 070mm, 05.50 Eye, 2-41, 2-43
 Bolt, Shld, .41d X 0.35, M8 X 1.25, 3-71
 Boot, Circuitbreaker, 3-5
 Boot, Terminal, Battery, 25.4mm, Blk, 3-79

Box, Wand, Vac (Trimmed), 3-111
 Bracket Weldmt, Mtg, Pump, 3-61
 Bracket Wldt, 2-59
 Bracket Wldt, Adj, Actuator, 3-45
 Bracket Wldt, Adjmt, 3-107
 Bracket Wldt, Brush, Adj, Lh, 3-49
 Bracket Wldt, Brush, Adj, Rh, 3-49
 Bracket Wldt, Corner, Lh, 3-41
 Bracket Wldt, Corner, Rh, 3-41
 Bracket Wldt, Deck, 3-19
 Bracket Wldt, Fan, 3-111
 Bracket Wldt, Hinge, 3-113
 Bracket Wldt, Lh, Mtg, Door, 2-7
 Bracket Wldt, Mgt [T17 Ec-H2o], 3-65
 Bracket Wldt, Mount, 3-43
 Bracket Wldt, Mtg, Headlight, 3-41
 Bracket Wldt, Mtg, Motor, Sba, 3-29
 Bracket Wldt, Mtg, Ohg, 3-9, 3-97
 Bracket Wldt, Mtg, Platform, Front, 2-9
 Bracket Wldt, Mtg, Platform, Front, Rh, 2-9
 Bracket Wldt, Mtg, Telem, 3-79
 Bracket Wldt, Nozzle, 3-115
 Bracket Wldt, Pivot, Sba, 3-31, 3-35
 Bracket Wldt, Pivot, Sqge, 2-41, 2-43
 Bracket Wldt, Pump, 3-63, 3-71
 Bracket Wldt, Pump, Spray Hose, 3-71
 Bracket Wldt, Rh, Mtg, Door, 2-7
 Bracket Wldt, Roller, 3-115
 Bracket Wldt, Skid, Anti-Roll, 3-21, 3-115
 Bracket Wldt, Sppt, Motor, 3-103
 Bracket Wldt, Sppt, Seat, 3-97
 Bracket Wldt, Sppt, Tank, 2-19
 Bracket Wldt, Sppt, Wand, Vacuum, 3-107
 Bracket Wldt, Sqge Lift, Frame, 2-55
 Bracket Wldt, Sqge, Sba, 3-19
 Bracket Wldt, Step, Sba, 3-21, 3-115
 Bracket Wldt, Support, Brake, 2-15
 Bracket, Angle, Keeper, Cable, 3-31, 3-35
 Bracket, Arm, Sba, 3-31, 3-35
 Bracket, Brake, Front, 2-15
 Bracket, Brg, 2-11
 Bracket, Brg, Steering, 3-13
 Bracket, Bumper, 2-53
 Bracket, Bumper, Lh, Squeegee [T17], 3-75
 Bracket, Bumper, Rh, Squeegee [T17], 3-75
 Bracket, Catch, Cover, Saftey Rod, 3-41
 Bracket, Cell, Fuel, 3-97
 Bracket, Connector, Anderson, 3-91, 3-93
 Bracket, Controller [Pendant], 3-97
 Bracket, Ele, Cb, 2-17
 Bracket, Ele, Circuitbreaker, 2-17
 Bracket, Fire Extinguisher, 3-119
 Bracket, Front, Battery, 3-83, 3-85, 3-87, 3-89
 Bracket, Latch, 3-122
 Bracket, Latch [T17], 2-61
 Bracket, Latch, Cover, 3-118
 Bracket, Latch, Dbl Scb, Sqge, Side, 2-41, 2-43

CROSS REFERENCE

- Bracket, Latch, Lh, 3-41
Bracket, Latch, Lh Panel [T17], 2-53
Bracket, Latch, Rh, 3-41
Bracket, Mirror, 3-111
Bracket, Mount, Camera (Pro-panel Only), 2-12
Bracket, Mount, Sba Valve, 3-23
Bracket, Mtg, Base, Battery, Disconnect, 3-91, 3-93, 3-121
Bracket, Mtg, Battery, Disconnect, 3-91, 3-93, 3-94, 3-121
Bracket, Mtg, Contactor, 2-65
Bracket, Mtg, Cover, Recvy Tank, 2-49
Bracket, Mtg, Filter Hsg, 2-47
Bracket, Mtg, Fitting, Qdc, 3-57, 3-59
Bracket, Mtg, Ftg, Auto Fill, 3-57, 3-59
Bracket, Mtg, Hose, 2-51
Bracket, Mtg, Latch, Keeper, 3-107, 3-113
Bracket, Mtg, Pedal, Painted, 2-15
Bracket, Mtg, Steering, 3-11
Bracket, Mtg, Tank, Detergent, 3-63
Bracket, Mtg, Tank, Recvy, Lh, 2-49
Bracket, Mtg, Tank, Recvy, Rh, 2-49
Bracket, Mtg, Tank, Soltn, Front, 2-45
Bracket, Mtg, Tank, Soltn, Rh, 2-45
Bracket, Mtg, Valve, Drain, 3-77
Bracket, Pawl, Handle, 2-45
Bracket, Protector, Float Switch, 2-49, 3-59, 3-61
Bracket, Pump, 3-23, 3-65
Bracket, Retain, Hinge, Cover, 2-49, 3-99
Bracket, Retainer, Spring, 2-3, 2-5
Bracket, Sppt, Debris Tray [T17/M17], 2-37
Bracket, Sppt, Hose, Drain, 2-49
Bracket, Sppt, Motor, 3-13
Bracket, Sppt, Wand, Vac, 3-107
Bracket, Strainer, Pump, Es, 3-61
Bracket, Switch, Anderson, 3-91, 3-93
Bracket, Valve, Large, 4-3
Brake Assy, Drum, Mech, 07.9d [6600], 2-31
Brake Kit, Repair, 2-31
Brake Kit, Replmt, Afmkt [T17/M17], 2-15
Brake Rod Kit, Afmkt [T17], 2-31
Brkt Kit, Press Wash, Afmkt [T/M17], 3-99
Brkt, Lanyard, 3-113
Brkt, Mtg, Latch, 3-113
Brush Assy, Disk, Scb, 16.0d, Heavy Duty Polypropylene, 2-5
Brush Assy, Disk, Scb, 16.0d, Nylon, 2-5
Brush Assy, Disk, Scb, 16.0d, Polypropylene, 2-5
Brush Assy, Disk, Scb, 16.0d, Super Abrasive, 2-5
Brush Assy, Disk, Scb, 20.0d, Nylon, 2-3
Brush Assy, Disk, Scb, 20.0d, Polypropylene, 2-3
Brush Assy, Disk, Scb, 20.0d, Super Abrasive, 2-3
Brush Assy, Disk, Scrub, 16.0D, Heavy Duty Polypropylene
(Replaced by 1220236), 2-5
Brush Assy, Disk, Scrub, 16.0D, Nylon
(Replaced by 1220235), 2-5
Brush Assy, Disk, Scrub, 16.0D, Super Abrasive
(Replaced by 1221543), 2-5
Brush Assy, Disk, Scrub, 20.0 D, Nylon, 2-3
Brush Assy, Disk, Scrub, 20.0 D, Polypropylene, 2-3
Brush Assy, Disk, Scrub, 20.0 D, Super Abrasive, 2-3
Brush Kit, Hub Assy, Drive, Ci [Hdpe In], 2-5
Brush Kit, Hub Assy, Drive, Ci [Hdpe], 2-5
Brush Kit, Hub Assy, Drive, Ci [Uhmw], 2-3
Brush Kit, Motor, Fan, 2-53, 3-43
Brush, Disk, Sweep, 19.0D, Polypropylene, 2-5
Brush, Disk, Swp, 19.0d, Pyp, 3-29, 3-33, 3-49
Brush, Scrub, 39l, 20sr, Nylon, Spl, 2-3
Brush, Scrub, 39l, 20sr, Polypropylene, Spline, 2-3
Brush, Scrub, 39l, 20sr, Super Abrasive, Spline, 2-3
Brush, Sweep, 28L, Wedge, Polypropylene, 2-5
Brush, Swp, 28l, Wedge, Pyp, Spl, 3-45
Bumper Kit, Rear, Afmkt [T17], 2-7
Bumper, Rbr, 1.0d 0.38th .25-20, 2-53
Bumper, Rbr, 1.5d 0.63 0.31h, 3-41, 3-49
Bumper, Strip, 1.0, 2-7
Bumper, Ure, 1.50d 1.25l, 3-75
Busbar, 200a, 2-65
Bushing, Flex, Ure, 3-49
Bushing, Flng, 0.44b 1.25d 0.25l, 2-57
Bushing, Flng, 0.50b 0.59d 0.25l, 3-17
Bushing, Flng, 0.50b 0.59d 0.38l, 2-33
Bushing, Flng, 0.63b 0.72d 0.25l, 2-15, 2-55
Bushing, Flng, 0.63b 0.75d 0.38l, 2-41, 2-43, 2-55
Bushing, Flng, 0.88b 1.0d 0.37l, 2-33
Bushing, Flng, 0.88b 1.0d 0.50l, 2-33
Bushing, Flng, 1.00b 1.13d 0.75l, 2-15
Bushing, Flng, 1.00b 1.13d 1.00l, 3-17
Bushing, Flng, 1.25b 1.41d 0.50l, 2-33
Bushing, Flng, 1.75b 1.94d 1.50l, 3-17
Bushing, Sleeve, 0.63b 0.72d 0.38l, 2-41, 2-43
Bushing, Sleeve, 1.00b 1.13d 1.750l, Fgl, 3-71
Bushing, Sleeve, Flng 0.40b 0.625d 1.62l, Ss, 2-55
- C**
- Cable Assy, Battery 4/0ga [T17, M17], 3-91, 3-93
Cable Assy, 02ga [T18/T17, Propel], 2-29
Cable Assy, 02ga, Power [T18, 2 Cond.], 2-65
Cable Assy, 04ga, Fuse [Press Wash, M17], 3-104
Cable, 04ga 6.9l Blk [M6 Ring/M6 Ring], 2-65
Cable, 04ga 9.8l Blu [M5 Ring/M6 Ring], 2-65
Cable, 1/0ga 48.2l Blk [M9 Ring/.25 Ring], 3-79
Cable, 2/0ga 61.0l Blk [M6 Ring/M9 Ring], 3-79
Cable, Battery, 1/0ga [M8 Ring/M6 Ring], 2-65
Cable, Battery, 1/0ga [Telem, T17], 3-79
Cable, Battery, 2/0ga [M17, Telem], 3-79
Cable, Camera, 197.0L [Hvs] (Pro-panel Only), 2-12
Cable, Glv .06d 012.0l .26eye /.26eye, 3-75
Cable, Glv .13d 010.0l .52eye /.52eye, 2-7
Cable, Push / Pull, 052.6L .25-28/.25-28, 2-31
Cable, Ss .12d 22.6l .2clevis / .2clevis, 2-55
Cable, Ss, .09d 10.35l .38eye/M6-1.0, 3-31, 3-35
Cable, Ss, .09d 7.87l .50eye/.50eye, 3-31, 3-35
Cam, Adj, Brush, 2-39
Cam, Rear, 2-59
Camera, Color, Fixed (Pro-panel Only), 2-12
Cap, Hub, Dust, 2.57d 0.77l, 2-31
Cap, Tank, 3-63
Cap, Usb, Universal, 2-11
Cap, Usb, Universal (Pro-panel Only), 2-12
Capacitor, Plug [.01 Uf, 200v], 3-65
Capacitor, plug [0.1 Uf, 200V] (With Scrubbing side brush), 2-102
Caster Assy, Sq, Rear, Afmkt [T17], 1-1
Caster Kit, Rear Squeegee, Am, 2-57
Caster, Assy, Sq, Rear, Afmkt [T17], 2-57
Chain, Double, 3/8 Pitch, Transmission, 2-23, 2-25
Chain, Rlr, 35 X 41 Pitches, 2-11
Channel Assy, Lift, Sba, Afmkt [T17], 3-17
Channel Wldt, Bumper, 2-7
Channel Wldt, Bumper, Ballast, 3-95
Channel Wldt, Sppt, Steering, 2-9
Channel Wldt, Steering, 2-9
Charger Kit, 36vdc/80a, 200-240vac 1ph (International Only), 3-85, 3-87
Charger Kit, 480Vac/400Vac [Convert], 3-83, 3-85, 3-87
Charger, 36 Vdc 195A 400Vac [Opportunity] - (China Only), 3-89
Charger, 36 Vdc/240A, 480Vac [Opportunity], 3-89
Charger, 36Vdc 100A 480vac 3Ph, 3-94
Charger, 36Vdc 215A 480Vac 3Ph, 3-94

- Charger, 36Vdc 80A 200-240Vac 1Ph, 3-94
 Charger, 36Vdc 80A 200-240Vac 3Ph, 3-94
 Charger, 36vdc/100a, 200-240vac 3ph, 3-85, 3-87
 Charger, 36vdc/120a, 380-415vac 3ph (International Only), 3-85, 3-87
 Charger, 36vdc/120a, 480vac 3ph, 3-85, 3-87
 Charger, 36Vdc/144A, 208/240Vac, 1Ph, 3-83, 3-85, 3-87
 Charger, 36Vdc/160A, 208/240Vac, 3Ph, 3-83, 3-85, 3-87
 Charger, 36vdc/80a, 200-240vac 1ph, 3-83
 Charger, 36vdc/80a, 200-240vac 3ph, 3-83
 Charger, 36Vdc/a60A, 600Vac, 3Ph, 3-83, 3-85, 3-87
 Circuit Board Kit, Ec-H2o, Afmkt [T17], 4-3
 Circuit Board Kit, H2o, Afmkt [T17], 3-37
 Circuit Board Kit, H2o, Afmkt [T17], 3-51
 Circuit Board Kit, Sba, Afmkt [T17], 3-25
 Circuit Board Kit, Scrub, Afmkt [T17], 2-63
 Circuit Board Kit, Water, Afmkt [T17], 2-63
 Circuitboard Kit, Scrub, Afmkt [T17/M17], 2-63
 Circuitbreaker, 02.5a, Resetable, 2-63, 3-3, 3-5, 3-7, 3-25, 3-51, 3-65
 Circuitbreaker, 15.0a, Resetable, 3-3, 3-5, 3-11, 3-51, 3-71, 3-104
 Circuitbreaker, 15a, Resetable, 3-7
 Circuitbreaker, 20.0a, Resetable, 3-37
 Circuitbreaker, 35.0a, Resetable, 3-25
 Circuitbreaker, 50.0a, Resetable, 3-51
 Circuitbreaker, 60.0a, Resetable, 2-63
 Clamp Bracket, Distribution, 2-37
 Clamp Wldt, Rear, 2-59
 Clamp, Cable, 2-29
 Clamp, Cable, Nyl, 0.31d, Blk, 2-61
 Clamp, Cable, Nyl, 0.62d, Nat, 3-79
 Clamp, Cable, Ss, 0.50d X 0.50w [Insul], 2-35
 Clamp, Cable, Stil, 0.56D X 0.38W, 1 Hole, 3-19
 Clamp, Cable, Stil, 0.63d X 0.50w, 1hole, 3-71
 Clamp, Cable, Stil, 0.75d X 0.75w, 1hole, 2-35
 Clamp, Cable, Stil, 0.90D X 0.62W, 1 Hole, 2-65, 3-121
 Clamp, Cable, Stil, 0.90d X 0.62w, 1hole, 2-61, 3-79
 Clamp, Cable, Stil, 1.00d X 0.75w, 1hole, 2-27
 Clamp, Cable, Stil, 3.25d X 1.00w, 1hole, 2-51
 Clamp, Hose, Wormdrive, , 0.25-0.62D, .31W, 3-65
 Clamp, Hose, Wormdrive, 0.25-0.62d, .31w, 3-23, 3-63, 3-65, 3-67, 3-101, 3-103, 4-3
 Clamp, Hose, Wormdrive, 0.31-0.88d, .31w, 3-61, 3-71, 3-101, 4-3
 Clamp, Hose, Wormdrive, 0.56-1.06d, .56w, 2-35, 2-37, 3-23, 3-57, 3-59, 3-61, 3-101
 Clamp, Hose, Wormdrive, 0.81-1.50d, .50w, 2-47, 3-57, 3-59
 Clamp, Hose, Wormdrive, 1.06-2.00d, .56w, 2-47
 Clamp, Hose, Wormdrive, 1.56-2.50d, .50w, 3-77
 Clamp, Hose, Wormdrive, 2.62-3.50d, 3-23, 3-111
 Clamp, Hose, Wormdrive, 4.63-5.50, 0.5w, 2-51, 3-77
 Clamp, Hose, Wormdrive, 5.56-6.50d, .56w, 2-53
 Clamp, Sppt, Wire, 2-29
 Clamp, Valve, U-Bolt, 3-77
 Clevis, 0.31d X 0.75l, 2-41, 2-43
 Clevis, Adj, 0.25pin, 0.25-28 Rh, Pl, 2-15, 2-31
 Clevis, Adj, 0.38pin, 0.31-24, Lh, Pl, 2-31
 Clevis, Adj, 0.38pin, 0.31-24, Pl, 2-31
 Clip, Grip, Finger, 0.31-0.75d, Nk Pl, 3-43, 3-99
 Clip, Grip, Hose, 0.75 - 1.12, Stil, Blk, Vyl, 3-73
 Clip, Tie, 0.25d, Plstc, 2-9, 2-27, 2-63, 3-7, 3-21, 3-23, 3-29, 3-31, 3-33, 3-35, 3-63, 3-79
 Connector Kit, Tubing, 4-5
 Connector, 350a, Gray, 2-65, 3-83, 3-85, 3-87, 3-89, 3-94
 Connector, Anderson, 175a, Gray, 3-91, 3-93
 Contactor, 36vdc, 100a, Sp, No, 2-27, 2-29
 Contactor, 36vdc, 200a, Spst, 2-65
 Controlbox Assy, Telem [Canada], 3-79
 Controlbox Assy, Telem [Int], 3-79
 Controller Kit, Steer, Afmkt, 3-13
 Controller, Battery, Li-Ion, 36vdc [Bms], 3-91, 3-93
 Controller, Propel [36vdc,200a, I-Drive], 3-103
 Controller, Propel [Ac, 36v, 275a], 2-27, 2-29
 Controller, Steering, 36v, 3-11, 3-13
 Cord, Battery Cover [T17], 2-61
 Coupling Wldt, Sqge, Front, 2-57
 Coupling Wldt, Sqge, Rear, 2-57
 Cover Assy, Battery, Tj [T17] (Japan Only), 2-61
 Cover Assy, I-Drive, 3-103
 Cover Assy, Rec Tank, Afmkt [T17], 2-49
 Cover Assy, Rec Tank, Tj Afmkt [T17] (Japan Only), 2-49
 Cover Assy, Tank, Sol, Afmkt [T17], 2-45
 Cover Assy, Tank, Sol, Tj Afmkt [T17] (Japan Only), 2-45
 Cover Kit, Belt, Cyl, Afmkt [T7] (2 Kits Required), 2-39
 Cover Kit, Press Wash, Afmkt [T/M17], 3-99
 Cover Wldt, Enclosure, Electrical, 2-63
 Cover Wldt, Sba, 3-21, 3-115
 Cover, Assy, Battery [T17/M17], 2-61
 Cover, Battery, Fuel Cell, Afmkt [T/M17], 3-97
 Cover, Battery, Fuel Cell, Ohg [T/M17], 3-97
 Cover, Battery, Ohg [T/M17], 3-9
 Cover, Battery, Pw, Dv, Na [T/M17], 3-99
 Cover, Battery, Pw, Dv, Ohg [T/M17], 3-99
 Cover, Battery, Top, Afmkt [T17], 2-61
 Cover, Battery, Trimmed [Washer/Vac], 3-109
 Cover, Belt, 2-39
 Cover, Belt, Pre-Sweep, 3-45
 Cover, Bms, 36v, 3-91, 3-93
 Cover, Enclosure, Electrical, 2-63
 Cover, Handle, 2-59, 3-31, 3-35
 Cover, Inlet, Wand, Vac (M17,Trimmed), 3-107
 Cover, Inlet, Wand, Vac [M17,Trimmed], 3-107
 Cover, Module, Light, 3-5
 Cover, Motor, Preswp, Afmkt [T17], 3-49
 Cover, Motor, Sba, Afmkt[T17], 3-19
 Cover, Ohg, Trim, Lh, 3-9
 Cover, Ohg, Trim, Rh, 3-9
 Cover, Plug, Idler, 2-39
 Cover, Presweep (As Trimmed) [T17], 3-41
 Cover, Preswp, Afmkt [T17], 3-41
 Cover, Side Rh, Afmkt [T/M17], 2-61
 Cover, Side Rh, Afmkt [T17], 2-61
 Cover, Side, Lh, Afmkt [T/M17], 2-53
 Cover, Side, Lh, Afmkt [T17], 2-53
 Cover, Side, Lh, Fuel Cell, Afmkt [T/M17], 3-97
 Cover, Side, Rh, Fuel Cell,Afmkt [T/M17], 3-97
 Cover, Sidebrush, Sweeping, 3-29, 3-33
 Cover, Transmission, 2-23, 2-25
 Cover, Wand, Vac (Trimmed), 3-113
 Cover, Wash, Press [I-Drive], 3-103
 Crank Replacement Kit, 4-5
 Cuff Assy, Outer, Drain Hose, 2-51
 Cuff, Adapter, 1.75 X 2.50, Pvc, 3-73
 Cuff, Adapter, 2.75 X 3.00, Pvc, 2-59
 Cuff, Hose, 5.0 / 2.0 Id, 3-77

D

- Device, Centering, 2-3
 Device, Centering, Clip On, TI [Gf Pp], 2-3, 2-5
 Diode, Ele, Plug, 2-17, 3-71, 3-104
 Disk, Driver, Pad, W/ Face, 20.0d, 2-3
 Disk, Pad Drive, W/ Face, 20d, 2-3
 Door Assy, Idler, Cyl, Afmkt [T17] (2 Kits Required), 2-39
 Door Wldt, Brush, Lh, 2-7
 Door Wldt, Brush, Rh, 2-7
 Door Wldt, Mtg, Sba, 3-21
 Door, Frame, 3-97
 Driver Assy, Pad, 16.0d, 2-5

CROSS REFERENCE

Driver Assy, Pad, 16D
(Replaced by 1220199), 2-5
Driver Assy, Pad, 20.0D, 2-3
Drum, Cable, Lift, 2-55
Dvd, Operator [T17], 3-123

E

Ec-H20 Module Kit, Afmkt [T17] (See Breakdowns), 3-65
Ec-H20 Module Kit, Afmkt [T17], 4-3
Electrode, 5 Plate, High Flow, 4-3
Electrode, Cylindrical, 4-3
Extinguisher, Fire, 2.5 Lb Dry, 3-119

F

Fan, Vacuum, 5.7d, 036vdc, 1 Stage, 3-111
Fan, Vacuum, 6.6d, 036vdc, 1 Stage [Bpt], 2-53, 3-43
Fastener, 11.00l [Hook & Loop], 2-29, 2-59
Fastener, 8.0l [Hook And Loop], 3-65
Filter Element, Water [M/T17], 2-47
Filter, Panl, Dust, 2.0 X 06.1 X 07.6, 1-1, 2-49
Filter, Screen, 080 Mesh, In-Line, 2-47
Filter, Soltn, 080mesh, Pm12 3.2s 17.5l, 3-59
Filter, Wand, Vac, 3-113
Filterbox Wldt, Presweep, 3-43
Fitting, Brs, E90, Bm06/Pm06, Short, 3-71
Fitting, Brs, E90, Bm06/Pmo6, Short, 3-101, 3-103
Fitting, Brs, E90, Em08/Pm06, 3-71
Fitting, Brs, E90, Pf06/Pm06, Spcl, 3-71, 3-101, 3-103
Fitting, Brs, Qdc, Bm12/Qf08, 3-57, 3-59
Fitting, Brs, Qdc, Pf08, 3-57, 3-59
Fitting, Brs, Snubber, Pm02/Pf02, 3-65
Fitting, Brs, Str, Bm06/Pf08, 3-101
Fitting, Brs, Str, Bm06/Pm02, 4-3
Fitting, Brs, Str, Pf06/Pm04, 3-99
Fitting, Brs, Str, Pf06/Pm08, 3-103
Fitting, Brs, Str, Pf06/Pm12, 3-71
Fitting, Brs, Str, Pm02, Plug [Skhd], 3-65
Fitting, Brs, Str, Pm04/Pm06 [Hp], 3-99, 3-103
Fitting, Brs, Str, Pm06/Pm06, 3-103
Fitting, Brs, Str, Pm08/Garden Hose, 3-57, 3-59
Fitting, Coupler, Hose, Shank, Fem, 3-77
Fitting, Grease, Str Pm04 .47l, 2-23, 2-25
Fitting, Pipe, Plug, Pm08, Sq Head, 3-57
Fitting, Plstc, E45, Pf12/Pf12, 3-57, 3-59
Fitting, Plstc, E90, Bm04 Cplg Male, 3-65
Fitting, Plstc, E90, Bm04/Pm04, Nyl, 3-67
Fitting, Plstc, E90, Bm05/Pm02, Nyl, 4-3
Fitting, Plstc, E90, Bm06/Bm06, 3-63
Fitting, Plstc, E90, Bm06/Pm04, Nyl, 3-65
Fitting, Plstc, E90, Bm06/Pm06, 3-101
Fitting, Plstc, E90, Bm06/Pm06, Nyl, 3-23, 3-63, 3-65, 3-67

Fitting, Plstc, E90, Bm08/Bm08, 3-71, 3-101
Fitting, Plstc, E90, Bm08/Pm06, 3-71, 3-101
Fitting, Plstc, E90, Bm10/Pm06, 3-23
Fitting, Plstc, E90, Bm10/Pm12, 3-61
Fitting, Plstc, E90, Bm12/Pm08, 3-57, 3-59
Fitting, Plstc, E90, Bm12/Pm12, 3-59, 3-61
Fitting, Plstc, E90, Bm16/Pf8, 3-57, 3-59
Fitting, Plstc, E90, Bm16/Pm12, 2-47, 3-57, 3-59
Fitting, Plstc, E90, Bm16/Pm16, 2-47
Fitting, Plstc, Pf04/Pf04/Pf04, 3-67
Fitting, Plstc, Pf12/Pf12, Bh, 2-45, 3-61
Fitting, Plstc, Rst, 3-67
Fitting, Plstc, Rst, Main Head, 3-67
Fitting, Plstc, Str, Bm04, Cplg, Male, 3-65, 3-67
Fitting, Plstc, Str, Bm04, Cplg, Fem[Tco], 3-67
Fitting, Plstc, Str, Bm04/Bm06, 3-65, 3-67
Fitting, Plstc, Str, Bm05, Cplg, Fem, 3-65, 3-67
Fitting, Plstc, Str, Bm06, Cplg, Fem, 3-65, 3-67
Fitting, Plstc, Str, Bm06, Cplg, Male, 3-65
Fitting, Plstc, Str, Bm06/Bm06, 3-23, 3-63
Fitting, Plstc, Str, Bm06/Bm08, 3-101
Fitting, Plstc, Str, Bm06/Bm10, 3-101
Fitting, Plstc, Str, Bm06/Pm06, 3-23, 3-65, 3-103
Fitting, Plstc, Str, Bm10/Pm12 [Nylon], 3-61
Fitting, Plstc, Str, Bm12/Pm08, Nyl, 3-59
Fitting, Plstc, Str, Bm12/Pm12, 2-47
Fitting, Plstc, Str, Bm16/Pm12, 3-57, 3-59
Fitting, Plstc, Str, Pf12/Pf12, 3-61
Fitting, Plstc, Str, Pm04, Cplg, Mal[Tco], 3-67
Fitting, Plstc, Str, Pm04/Pm04, 3-67
Fitting, Plstc, Str, Pm08/Pm08, 3-57, 3-59
Fitting, Plstc, Str, Pm08/Pm12, Nyl, 3-57, 3-59
Fitting, Plstc, Str, Pm12/Pm12 Close, 3-57, 3-59
Fitting, Plstc, Tee, Bm04/Bm04/Bm04, 2-35
Fitting, Plstc, Tee, Bm06/Bm06/Bm06, 3-67, 3-101
Fitting, Plstc, Tee, Bm16/Pf12/Bm16, Br, 3-57, 3-59
Fitting, Plstc, Tee, Pf08/Pf08/Pf08, 3-57, 3-59
Fitting, Plug, Pm06, Hdpe, 2-47
Fitting, Ss, Qdc, Fem, 3-99
Fitting, Ss, Qdc, Mal, 3-99, 3-103
Fitting, Stl, Pm04/Pm02/Pm04/Pm02, Spcl, 3-65
Fitting, Stl, Str, Bm06/Pm06, Swivel, 3-71
Fitting, Swivel, Str, Pf06/Pm06, Brs, 3-71
Flap, Resistor, Check Valve, 3-61
Flap, Restrictor, Check Valve, 3-101
Flapper, Valve, Pump, Water, 3-61, 3-101

Frame Wldt, Brush, Pre-Sweep, 3-43
Frame Wldt, Main [T17], 2-7
Fuse, 002a, 250vdc, Cartridge, 3-79
Fuse, 100a, 0.88 2.4l, 125volt, 2-65
Fuse, 100A, 58Vdc, 3-104
Fuse, 150a, 0.88 2.4l [Slo-Blo], 2-65

G

Gasket, .25 1.88d 1.0id [Poron], 3-61, 3-101
Gasket, .50, 3.94id 5.08od, Adh [Poron], 3-111, 3-113
Gasket, .75, 03.94w 04.92l, Adh[Nitrile], 3-43
Gasket, .75, 03.94w 08.58l, Adh[Nitrile], 3-41
Gasket, Base, Module, 3-5
Gasket, Belt, Cover, 2-39
Gasket, Box, Filter, 3-41
Gasket, Cushion, Side Squeegee Door, 2-41, 2-43
Gasket, Hose, 3-107
Gasket, Inlet, Vac Wand, 3-113
Gasket, Steering, Transmission, 2-23, 2-25
Gasket, Ure, .16, 3.23id 3.63od, 2-59
Gasspring, 90lb, 3.15strk, 3-99
Grip, Handle, Valve, 3-77
Grip, Lock, 2-59
Grommet, Blind, 4-3
Grommet, Pye, 0.37id, F/1.5h, .13 Matl, 3-63
Grommet, Rbr, 0.62id, F/0.9h, .12 Matl, 3-7
Grommet, Rbr, 1.31id, F/1.6h, .12 Matl, 2-9
Grommet, Rbr, 1.62id, F/1.9h, .13 Matl, 3-111
Guard Wldt, Top, Ohg, 3-9
Guard, Fan, 3-113
Guard, Light, Revl / Strobe, 3-7
Guide, Cable, Sqge Lift, 2-55
Guide, Sqge, Side, 2-41, 2-43

H

Handle, 2-45
Handle Kit, Wand, Afmkt, 3-73
Handle, Door, 3-43, 3-113
Handle, Gun, Trigger, 3-99
Handle, Panel, 2-17
Handle, Valve, 3-77
Handle, Wand, Dry Vac, Lh, 3-107
Handle, Wand, Dry Vac, Rh, 3-107
Harness Kit, Main, Afmkt [T17], 2-102
Harness, Cable, Propel Motor [T17] (Replaced by 9015274), 2-27
Harness, Cntrl, Battery [M17, T17], 3-91, 3-93
Harness, Ele, [Side Sweep, T17], 3-39
Harness, Ele [Can Adaptor, T17], 2-102
Harness, Ele [Dry Vac, M17/T17], 3-117

Harness, Ele [Ec-H20, T12], 3-68
 Harness, Ele [Power Steering, T17], 3-15
 Harness, Ele [Pressure Washer, M17/T17], 3-105
 Harness, Ele [Presweep, Base, T17], 3-54
 Harness, Ele [Presweep, Head, T17], 3-54
 Harness, Ele [Side Scrub, T17], 3-27
 Harness, Ele [Telemetry, T17], 3-79
 Harness, Ele, Ech2o [T12 Module], 4-3
 Harness, Ele, Fuse [Dry Vac, M17/T17], 3-117
 Harness, Ele, Main, 2-102
 Harness, Ele, Main [M17/T17], 2-102
 Harness, Ele, Ohg [T12], 3-7
 Harness, Ele, Propel Motor [M17, T17], 2-29
 Harness, Ele, Propel Motor [T17] (Replaced by 9015274), 2-27
 Harness, Ele, Scrub motors [T17, Ferrite], 2-102
 Harness, Wire, Alarm / Light [T16], 3-5
 Head Wldt, Disk, 2-35
 Hinge Wldt, [T12], 2-53, 2-61
 Hinge Wldt, Cover, 3-113
 Hinge Wldt, Cover, Battery, 3-99, 3-109
 Hinge Wldt, Cover, Battery [T17], 2-61
 Hinge Wldt, Rh [T17], 2-61
 Hinge, .25pin .07 2.5w 16.0l, Pl, 3-41
 Hinge, Leaf [T7, 5680/5700], 3-113
 Hinge, Wldt, Lh, 2-53
 Holder Wldt, Blade, Lh, 2-43
 Holder Wldt, Blade, Lh (Repl by 9013757), 2-43
 Holder Wldt, blade, Rh, 2-41
 Holder Wldt, Blade, Rh (Repl by 9013756), 2-41
 Hook Wldt, Latch, 2-39
 Hopper, Debris, Trimmed, 2-37
 Hopper, Pre-Sweep, Rm-Cptl, Trimmed, 3-43
 Hopper, Preswp, Afmkt [T17], 3-43
 Horn, 36vdc, 110dba, 2-7
 Hose Assy, Drain, 3.0 Id 35 L, 1-1, 2-51
 Hose Assy, Drain, 3.0 Id 64 L, 2-51
 Hose Assy, Drain, 3.0 Id 65 L, 2-51
 Hose Assy, Rear Squeegee, 1-1, 2-59
 Hose Assy, Sqge, W/2cuff, 3-73
 Hose Assy, W/1 Cuff, 2.0 Id 120.0 L, 3-77
 Hose Kit, Brush, Side [T17], 3-23
 Hose Kit, Press Wash, Afmkt [T/M17], 3-99
 Hose Kit, Spray, Afmkt [T17], 3-71
 Hose Trap Assy, 2-59
 Hose, Afmkt, Pvc, Brd, 0.25Id, 01Ft, 2-35, 3-67
 Hose, Afmkt, Pvc, Brd, 0.25Id, 03Ft, 3-65, 3-67
 Hose, Afmkt, Pvc, Brd, 0.25Id, 08Ft, 3-67
 Hose, Afmkt, Pvc, Brd, 0.25Id, 08ft, Clr, 3-65
 Hose, Afmkt, Pvc, Brd, 0.38Id, 01ft, Clr, 3-103
 Hose, Afmkt, Pvc, Brd, 0.38Id, 02ft, Clr, 3-65, 3-101

Hose, Afmkt, Pvc, Brd, 0.38Id, 03ft, Clr, 3-23, 3-67
 Hose, Afmkt, Pvc, Brd, 0.38Id, 08ft, Clr, 3-23, 3-65, 3-101
 Hose, Afmkt, Pvc, Brd, 0.38Id, 12ft, Clr, 3-101
 Hose, Afmkt, Pvc, Brd, 0.38Id, 20ft, Clr, 3-63
 Hose, Afmkt, Pvc, Brd, 0.50Id, 08ft, Clr, 3-101
 Hose, Afmkt, Pvc, Brd, 0.50Id, 12ft, Clr, 3-71
 Hose, Afmkt, Pvc, Brd, 0.62Id, 02ft, Clr, 3-23
 Hose, Afmkt, Pvc, Brd, 0.62Id, 03ft, Clr, 3-101
 Hose, Afmkt, Pvc, Brd, 0.62Id, 08ft, Clr, 3-61
 Hose, Afmkt, Pvc, Brd, 0.75Id, 03ft, Clr, 3-61
 Hose, Afmkt, Pvc, Brd, 01Ft, Clr, 4-3
 Hose, Afmkt, Pvc, Wir, 0.75 Id, 03Ft, Clr, 2-35
 Hose, Afmkt, Pvc, Wir, 0.75Id, 03ft, Clr, 2-37
 Hose, Afmkt, Pvc, Wir, 0.75Id, 08ft, Clr, 3-57, 3-59
 Hose, Afmkt, Pvc, Wir, 1.00Id, 01Ft, Clr, 2-47
 Hose, Afmkt, Pvc, Wir, 1.00 Id, 03ft, Clr, 3-57, 3-59
 Hose, Pvc, Brd, 0.38Id, 01Ft, Clr, 4-3
 Hose, Rbr, 25ft, 3-99
 Hose, Vacuum, 3.00Id X 132l, 2 Cuff, 3-107
 Housing Wldt, Brg, Pre-Sweep, 3-45
 Housing Wldt, Pivot, 3-49
 Housing Wldt, Sba, Lh, 3-35
 Housing Wldt, Sba, Rh, 3-31
 Housing Wldt, Scb, Cyl, 2-37
 Housing, Bottom, 4-3
 Housing, Flng, Brg, 3-47
 Housing, Input [As Machined], 2-23, 2-25
 Housing, Output, Machined, 2-23, 2-25
 Housing, Sqge, Holder, Wheel, F/609648, 3-73
 Housing, Upper, Module, High Flow, 4-3
 Hub, Drive, Brush, Disk, 0.75b [6t], 2-35, 3-19
 Hub, Drive, Brush, Disk, 3 Hole 5.8Bc, 2-5

I

Inductor, 12.7mmd [156 Imp At 25mhz], 3-103
 Inductor, 18mmd [225 Imp At 25mhz], 3-91, 3-93
 Inductor, 12.7Mm [156 Imp At 25Mhz], 3-11, 3-45
 Inductor, 12.7mmd [156 Imp at 25Mhz] (Europe, Australia, Canada Only), 2-29, 2-53

Inductor, 18mmd [225 Imp At 25mhz] (Australia Only), 2-29
 Inductor, 32.0mml [Ferrite 0-300mhz] (Pro-panel Only), 2-12
 Inductor, 32.5mmd [Ferrite 25-30Mhz] (Europe, Australia, Canada Only), 2-29
 Inductor, 32.5mml [Ferrite 25-300mhz] (Australia Only), 2-29
 Inductor, 36.2 Mml, Rnd [Ferrite 1-300Hz], 3-15
 Inductor, 36.2mml, Rnd [Ferrite 1-300hz] (Australia Only), 2-63
 Inductor, Ferrite [spit Case, 220@100Hz], 3-49
 Inductor, Ferrite [Split Case, 407@1'00Hz], 3-23
 Instr, Use&Care, Wallchart [T17], 3-123
 Iron Gray S/G Enamel12.8oz[lcm101-00517], 1-1

K

Keeper, Latch, Draw, 3-99
 Key, Ignition, Sgl, 1-1, 2-17
 Key, Sq, 0.19 X 0.19, 0.75l, 2-12, 2-39, 3-45, 3-47
 Key, Sq, 0.19 X 0.19, 1.00l, 2-11, 2-12, 3-103
 Key, Sq, 0.25 X 0.25, 1.00l, 2-35, 3-19
 Key, Sq, 05mm X 05mm, 25mml, 2-39, 3-45
 Keychain, Rectangle, Parts & Service, 2-17
 Kit, Hose, Watering, Battery, 20ft, 3-83, 3-85, 3-87, 3-89
 Kit, Replmt, Cover, Battery, OHG, 3-9
 Kit, Replmt, Cover, Battery, OHG, JP (Japan), 3-9
 Knob Assy, Star, 3.21d 5ear M8, 3-47
 Knob, Adj, Caster, 2-57
 Knob, Caster, 2-57
 Knob, Star,, 3-73
 Knob, Star, 1.50d 0.88l 3ear M8x1.25 Fem, 3-47, 3-49
 Knob, Star, 3.21d 5ear 4.45l M10x1.5, 2-57
 Knob, Star, 3.21d 5ear M10, 2-57

L

Label [Anti-Tamper], 3-91, 3-93
 Label Kit, Info/Hzrd Polycarbonate TJ [T17] (Japan Only), 2-103
 Label Kit, Info/Hzrd Pyc [T17/M17], 2-103
 Label Set, Info/Hzrd Vinyl [T17/M17], 2-103
 Label Set, Info/Hzrd Vinyl TJ [T17] (Japan Only), 2-103
 Label, Circuit Breaker, 2-17, 2-63
 Label, Circuitbreaker, Steering, 2-17
 Label, Date Code [Ec-H2o], 4-3
 Label, Direction [Ec-H2o], 4-3

CROSS REFERENCE

Label, Hole, Cover, Recvy Tank, 2-49
Label, Instructional, Dry Vac, 3-111
Label, Logo, 05.75l 2color [Es], 2-103
Label, Logo, 12.3l 4color [Ec-H2o], 2-103
Label, Module [Nsf, Ec-H2o], 4-3
Label, Opertnl, Console, Lh, 2-17
Label, Opertnl, Console, Rh [2-Switch], 2-17
Label, Opertnl, Console, Rh, W/Pre-Sweep, 3-51
Label, Opertnl, Telem [Fcc/lc], 3-79
Label, Opertnl, Vacuum Wand Handle, 3-73
Latch, 2-39, 2-53, 2-61, 3-97, 3-99, 3-113, 3-118
Latch W/ Keeper, 3-41
Latch, Cmpr, Yel Grip, 2-41, 2-43
Latch, Compression, Sqge, Sba, 3-19
Latch, Draw, 3-99
Lever Wldt, Adj, Sba, 3-31, 3-35
Lever Wldt, Sqge Lift, Pulley, 2-55
Lift Wldt, Sqge, Pulley, 2-55
Light Assy, Led, 3-5
Light Assy, Pre-Sweep, Afmkt, 3-3, 3-41
Light Kit, Strobe, Module Cl [T17], 3-5
Light Kit, Strobe, Ohg, Ci [T17], 3-7
Light, Flsh, 12Vdc, Amb, Rwk, 3-5, 3-7
Link Assy, Lift, Head, Afmkt [T17], 2-33
Link Kit, Sq, Rear, 1 Link, Afmkt [T17], 2-57
Link Kit, Upper, Sba, Afmkt [T17], 3-17
Link Wldt, Brake, 2-15
Link, Chain, Rlr, 35, 2-11
Lip, Tray, Debris, 2-37

M

Magnet, Latch, Brush Door, 2-7
Manifold, Bar, Spray, 2-37
Manifold, Sba, 3-23
Manifold, Soltn, 2-35
Manifold, Solution Delivery, Main, 2-47
Manual, Oprtr [T17 Ele, Cn], 3-123
Manual, Oprtr [T17 Ele, En, Na], 3-123
Manual, Oprtr [T17 Ele, Es, Na], 3-123
Manual, Oprtr [T17 Ele, Fr, Na], 3-123
Manual, Oprtr [T17 Ele, Jp], 3-123
Manual, Oprtr [T17 Ele, Ptb], 3-123
Manual, Parts [T17 Ele, En, Na/Int], 3-123
Manual, Service Info [T17 Ele, En], 3-123
Marker, Corner, 3-49
Mesh Assy, Cloth [T17], 2-45
Mess Assy, Cloth, 3-73
Mirror, Convex, 5.00 D, Rnd, 3-111
Molding, Afmkt, Trim, Pvc, .08 .11, 01 Ft, 3-99
Molding, Afmkt, Trim, Pvc, .18 .31, 02ft, 2-63, 3-107
Motor Assy Kit, Steering, Afmkt [M17], 3-13
Motor Assy, Cyl, Afmkt [T17], 2-39
Motor Assy, Disk, Afmkt [T17], 2-35
Motor Assy, Steering, Power, 12v, 3-11

Motor Assy, Steering, Power, 36v, 3-13
Motor, Ele, 24-72vdc 3400rpm 6.71hp, 3-103
Motor, Ele, 36 Vdc, 350 Rpm 1.25 Hp Gear, 3-19
Motor, Ele, 36vdc 0.08hp 0068rpm Gear Lh, 3-33, 3-49
Motor, Ele, 36vdc 0.08hp 0068rpm Gear Rh, 3-29, 3-49
Motor, Ele, 36vdc 1750rpm 1.00hp 22.0a, 3-45
Motor, Ele, 36vdc, 1750 Rpm 1.5hp, 2-39
Motor, Ele, 36vdc, 350 Rpm 1.5hp Gear, 2-35
Mount Wldt, Motor, Sba, 3-33
Mount, Cable Tie, 3-111
Muffler, Vacfan, 2.50 Id X 25.0 Oal, 3-111
Muffler, Vacfan, 11.0 L, 2-53

N

Nameplate, Tennant, Domed, 2-9
Nozzle, Press Washer, 3-99
Nozzle, Spray, Gun, 3-71
Nozzle, Wand, Inlet, 3-107
Nut, Compression, 2.25-12, Abs, 3-73
Nut, Hex, Flng, M5 X 0.80, 3-23
Nut, Hex, Flng, M6 X 1.00, 3-91, 3-93, 3-121
Nut, Hex, Flng, M8 X 1.25, 2-11, 3-41
Nut, Hex, Jam, .25-28, 2-15, 2-31
Nut, Hex, Jam, .31-24, 2-29, 2-31
Nut, Hex, Jam, 1.12-12, 2-11
Nut, Hex, Jam, M10 X 1.5, [Din439], 3-17
Nut, Hex, Lock, .31-18, NI, Ss, 2-19, 2-21
Nut, Hex, Lock, M10 X 1.5, NI, 3-9, 3-75
Nut, Hex, Lock, M10 X 1.5, NI, Ss, 2-55, 2-57, 2-59, 3-17
Nut, Hex, Lock, M12 X 1.75, NI, 2-31
Nut, Hex, Lock, M12 X 1.75, NI, Ss, 2-33
Nut, Hex, Lock, M3 X 0.50, NI, Ss, 3-41
Nut, Hex, Lock, M4 X 0.70, NI, 3-41, 3-43, 3-99, 3-107, 3-113
Nut, Hex, Lock, M4 X 0.70, NI, Ss, 3-63, 4-3
Nut, Hex, Lock, M5 X 0.80, NI, 3-5, 3-7, 3-43, 3-79, 3-81
Nut, Hex, Lock, M5 X 0.80, NI, Ss, 2-41, 2-43, 3-61, 3-65, 3-71, 3-107, 3-119
Nut, Hex, Lock, M6 X 1.00, NI, 2-29, 2-55, 2-65, 3-41, 3-47, 3-71, 3-75
Nut, Hex, Lock, M6 X 1.00, NI, Ss, 2-7, 2-15, 2-33, 2-41, 2-43, 2-55, 3-31, 3-35, 3-43, 3-61, 3-79, 3-81, 3-111
Nut, Hex, lock, m8 X 1.25, ml, Ss, 2-49
Nut, Hex, Lock, M8 X 1.25, NI, 2-11, 2-15, 2-61, 3-13, 3-43, 3-71
Nut, Hex, Lock, M8 X 1.25, NI, Ss, 2-7, 2-41, 2-43, 2-45, 2-49, 2-51, 3-17, 3-31, 3-35, 3-45, 3-47, 3-49, 3-57, 3-59, 3-63, 3-77, 3-81, 3-99, 3-109, 3-113

Nut, Hex, M5 X 0.80 X 16, 8.8, 3-115
Nut, Hex, Slted, 1.00-20, 2-31
Nut, Hex, Std, .25-20, 2-7, 2-53, 2-65
Nut, Hex, Std, #04-40, 2, 3-91, 3-93
Nut, Hex, Std, 10-32,, 2-29
Nut, Hex, Std, M10 X 1.50, Ss, 2-57
Nut, Hex, Std, M10-1.5 , Ss, 2-57
Nut, Hex, Std, M12 X 1.75, Ss, 3-91, 3-93
Nut, Hex, Std, M5 X 0.80, 8, 2-39
Nut, Hex, Std, M5 X 0.80, Brs, 2-65
Nut, Hex, Std, M6 X 1.00, 8, 2-27
Nut, Hex, Std, M6 X 1.00, Brs, 2-65
Nut, Hex, Std, M6 X 1.00, Ss, 3-31, 3-35
Nut, Hex, Std, M8 X 1.25, Ss, 2-41, 2-43, 2-59, 3-41, 3-45, 3-49
Nut, T, M10 X 1.50 X 0.62od X 0.5l, 2-59
Nut, T, M10 X 1.50 X 15.80od X 13.0l, 2-41, 2-43
Nut, U, M8 X 1.25 4-7 Thk, 2-9

O

Off Whites/G
Acrylic12.8oz[Acm101-00171], 1-1

P

Pad, Buff, 16.0d, Red [1 Pick = 1 Pad], 2-5
Pad, Buff, 20.0d, Red [1 Pick = 1 Pad], 2-3
Pad, Pedal, Brake, 2.79l 1.84w .75t, 2-15
Pad, Polish, 16.0d, White [1 Pick = 1 Pad], 2-5
Pad, Polish, 20.0d, White [1 Pick = 1 Pad], 2-3
Pad, Rest, 3-107
Pad, Scrub, 16.0d, Blue [1 Pick = 1 Pad], 2-5
Pad, Scrub, 20.0d, Blue [1 Pick = 1 Pad], 2-3
Pad, Stop, Rbr, 2-33
Pad, Stripping, 16.0d, Black [High Prod] [1 Pick = 1 Pad], 2-5
Pad, Stripping, 16.0d, Brown [1 Pick = 1 Pad], 2-5
Pad, Stripping, 20.0D, Black [High Prod][1 Pick = 1 Pad], 2-3
Pad, Stripping, 20.0d, Brown [1 Pick = 1 Pad], 2-3
Pad, Surf Prep, 16.0d, Maroon [1pick=1pad], 2-5
Pad, Surf Prep, 20.0D Maroon, [1Pick=1Pad], 2-3
Paint, Airdry, Blk, 12oz, 1-1
Paint, Airdry, Gray, 12oz [Enamel], 1-1
Panel Assy, Cyl, Afmkt [T17], 2-39
Panel Kit, Pod, Afmkt [Pro, M20/M30/T20](Pro-panel Only), 2-12
Panel Kit, Pod, Afmkt [Std, T17], 2-11
Panel Kit, Pod, Afmkt [Std, T20], 2-11
Panel Wldt, Cover, Brush, 2-7
Panel Wldt, Enclosure, Electrical, 2-63
Panel, Access, Na, Afmkt [T17], 2-17

Panel, Access, Tj, Afmkt [T17], 2-17
 Panel, Console, Lh, 2-17
 Panel, Console, Rh, 2-17
 Panel, Louvered, Rh, 3-97
 Parts Kit, Battery Qdc, Ci [T17/M17], 3-121
 Parts Kit, Extinguisher, Fire, Ci, 3-119
 Pawl, Ratchet, 3-71
 Pedal Assy, Accelerator, W/O Brake, 4-4
 Pedal Assy, Accelerator, W/O Brake [T17], 2-15
 Pedal, Foot, W/ Tread, 4-4
 Pedal, Window, 2-15
 Pin, 0.43d 2.75l [303ss], 2-59
 Pin, .75d X 5.88l, 3-115
 Pin, 0.63d, 02.0l [W/Cbore, M8 Screw], 2-59
 Pin, Axle, Brg, 3-73
 Pin, Clevis, 0.19d X 0.63l, 2-55
 Pin, Clevis, 0.25d X 0.79l, 2-15, 2-31
 Pin, Clevis, 0.31d X 2.62l, 2-55
 Pin, Clevis, 0.37d X 1.00l, 2-31
 Pin, Clevis, 0.37d X 1.25l, 2-15
 Pin, Clevis, 0.37d X 1.75l, 2-55
 Pin, Clevis, 0.37d X 2.00l, 2-33, 3-17
 Pin, Clevis, 0.37d X 2.12l, 2-59
 Pin, Clevis, 0.37d X 2.25l, 2-33, 3-45
 Pin, Clevis, 0.37d X 3.25l, 3-31, 3-35
 Pin, Clevis, 0.37d X 4.50l, 3-31, 3-35
 Pin, Clevis, 0.37d X 6.12l, 3-31, 3-35
 Pin, Clevis, 0.38D X 1.00L, 2-31
 Pin, Clevis, 0.50d X 2.62l, 2-55
 Pin, Clevis, 0.50d X 4.50l, 2-33
 Pin, Clevis, 0.50d X 5.00l, 2-41, 2-43
 Pin, Clevis, 0.625d X 1.75l, 3-21
 Pin, Clevis, 0.62d X 2.91l, 2-55
 Pin, Clevis, 0.75d X 2.00l, M10 Hole, 2-57
 Pin, Clevis, 10mmd X 040mml, 3-45
 Pin, Clevis, Grvd, 0.38d X 1.25l, 2-15
 Pin, Cotter, .062 X 0.50, 3-45
 Pin, Cotter, .062 X 0.75, 2-15, 2-31, 2-55
 Pin, Cotter, .094 X 1.00, 2-15, 2-55, 3-31, 3-35
 Pin, Cotter, .125 X 1.00, 2-31
 Pin, Cotter, .125 X 1.25, 2-55
 Pin, Cotter, .125 X 1.75, 2-31
 Pin, Cotter, .156 X 1.25, 2-41, 2-43, 2-57
 Pin, Cotter, Hair, 0.38d .093 Wir, 2-33, 3-17, 3-31, 3-35
 Pin, Cotter, Hair, 0.75d .148 Wir, 3-21
 Pin, Hair, Cotter, 0.62d .120 Wir, 3-29, 3-33, 3-49, 3-115
 Pin, Hitch, .375d X 3.12l, Pl, 3-75
 Pin, Hitch, .750d X 7.00l, Pl, 2-7, 3-95
 Pin, Mtg, M8 X 1.25 Thrd, 2-15
 Pin, Pivot, Sba, 3-17
 Pin, Roll, .187d X 1.62l, .187/.192, 3-115
 Pin, Roll, .250d X 0.75l, .250/.256, 2-41, 2-43
 Pin, Roll, .250d X 1.50l, .250/.256, 2-25
 Pin, Roll, .250d X 2.00l, .250/.256, 3-29, 3-33, 3-49
 Pin, Roll, .250X 1.5L, .250/.256, 2-23

Pin, Spindle, Spring, 2-15
 Pivot Arm Kit, Act, Sba, Afmkt [T17], 3-17
 Pivot Arm Kit, Sba, Afmkt [T12], 3-17
 Pivot Wldt, 2-37
 Pivot Wldt, Caster, Sqge, 2-57
 Pivot, Lift, 2-35
 Plate Assy, Side, Head, Afmkt [T17], 2-33
 Plate Wldt, Attachment, Frame, 2-23, 2-25
 Plate Wldt, Bearing Clamp, 2-31
 Plate Wldt, Brg, 2-11
 Plate Wldt, Cover, 3-115
 Plate Wldt, Mesh, 2-45
 Plate Wldt, Mtg, 3-107
 Plate Wldt, Mtg, Hose-Reel [T17], 3-71
 Plate Wldt, Mtg, Platform, 2-19, 3-122
 Plate Wldt, Nut, M4, 3-41
 Plate Wldt, Pump, 3-101
 Plate Wldt, Screen, Hppr, 3-41
 Plate Wldt, Shaft, Pedal, 2-15
 Plate Wldt, Sppt, Brg, 2-11
 Plate, Adapter, Brush, 3-29, 3-33, 3-49
 Plate, Arm, Adj, 3-47
 Plate, Arm, Prop, 2-49
 Plate, Connector, Anderson, Switch, 3-91, 3-93
 Plate, Contact, 3-113
 Plate, Door, Battery Rollout [T17], 3-81
 Plate, Door, Battery Rollout [T17/M17], 3-81
 Plate, Doubler, 3-75
 Plate, Guide, Battery Rollout [T17], 3-81
 Plate, Hold-Down, 3-47
 Plate, Hook, Latch, 3-118
 Plate, Latch [T17], 2-53, 2-61, 3-99
 Plate, Mtg, 2-19, 3-122
 Plate, Mtg, Battery, Disconnect, 3-121
 Plate, Mtg, Cover, 3-99, 3-109
 Plate, Mtg, Latch, 3-113
 Plate, Mtg, Switch, 3-113
 Plate, Mtg, Tank, Detergent, 3-63
 Plate, Plstc, Bat Rollout, 3-81
 Plate, Prop Rod, [T17], 2-61
 Plate, Retainer, Skirt, 3-43
 Plate, Retainer, Skirt, Lh, 3-47
 Plate, Retainer, Skirt, Rh, Curved, 3-45
 Plate, Retainer, Skirt, Rh, Straight, 3-45
 Plate, Side, Wrap, 2-39
 Plate, Sppt, 3-45
 Plate, Sppt (Replaced by 9014344), 3-19
 Plate, Spring, 3-111
 Platform Set, Oprtr [T17], 2-19
 Platform Set, Oprtr [T17/M17 Trim], 3-122
 Platform, Oprtr, Front, 2-9
 Plug Kit, Press Wash, Pump, Afmkt[T/M17], 3-99
 Plug, Adapter, Port, 3-73
 Plug, Circuit Breaker [Carling, 50/60a], 2-63
 Plug, Drive, Brush, 2-39
 Plug, Drive, Brush, Nyl, 3-45, 3-47
 Plug, Hole, Rnd, 0.25h 0.8l, Brb, Nyl, 3-99
 Plug, Hole, Rnd, 0.25H, 1.00D 0.6L, Nyl, 3-77

Plug, Hole, Rnd, 0.44H .03-.12, Blk Nyl, 2-63
 Plug, Hole, Rnd, 0.63h 0.1l, Blk, 2-63
 Plug, Hole, Rt, 1.45 X 0.83, Blk Nyl, 3-99
 Plug, Hole, Rt, Rocker Switch, .87 X 1.7, 2-17
 Plug, Hole, Soltn Tank, Blk Pyu, 2-45
 Plug, Idler, Brush, 2-39
 Plug, Oil, 3-99
 Pulley, Cable, 1.5d Nyl, 3-31, 3-35
 Pump, Detgt, 36vdc (See Breakdowns), 3-63
 Pump, Metering Solution, 4-5
 Pump, Pressure Washer, 3-103
 Pump, Soltn, 36vdc, Impeller, 3-61
 Pump, Soltn, Ele, 36vdc, 45psi, 3-71, 3-101
 Pump, Soltn, Ele, 36vdc, 60psi, 3-23, 3-65

R

Reel Assy, Hose, Large, 3-71
 Relay, 36Vdc, 005A, Spdt No [Greenwich], 3-5
 Replacement Kit, Bellows, 4-5
 Retainer Assy, Side Sqge, With Latch, 2-41, 2-43
 Retainer Wldt, Side Sqge, With Latch (Repl by 9013756), 2-41
 Retainer Wldt, Side Sqge, With Latch (Repl by 9013757), 2-43
 Retainer Wldt, Sqge, Sba, 3-19
 Retainer, Blade, Sqge, 14.2l (1 set = 2 blades), 3-73
 Retainer, Brg, Iron Gray, 2-39
 Retainer, Housing, Transmission, 2-23, 2-25
 Retainer, Seal, Door, Vac Fan, 2-53
 Retainer, Shaft, Transmission, 2-23, 2-25
 Rework, Dust Cap, Valve, Drain, 3-77
 Ring, Compression, 3-73
 Ring, Mtg, Sqge, .38l, 2-59
 Ring, Retaining, Ext, 0.59d, Basic, 2-57, 3-45, 3-47
 Ring, Retaining, Ext, 0.62d, Basic, 3-45
 Ring, Retaining, Ext, 0.75d, Hd, 2-11, 2-39
 Ring, Retaining, Ext, 1.00d, Basic, 3-71
 Ring, Retaining, Ext, 1.12d, 2-11
 Ring, Retaining, Ext, 11.5mm Id, 2-23, 2-25
 Ring, Retaining, Ext, 16.2mm Id, Hd, 2-23, 2-25
 Ring, Retaining, Int., 3-45
 Rivet, Blind, .156D X 1.07 X .31D, Alm, 3-73
 Rivet, Blind, .188d X 0.53 X .62d, Alm, 2-37
 Rivet, Blind, .250d X 0.90, 2-35
 Rod Wldt, Safety, Hopper Cover, 3-41
 Rod Wldt, Seat, Battery Cover [T17], 2-61, 3-109
 Rod-End, M10 X 1.5lh Fem M10 X 1.5stud, 2-57

CROSS REFERENCE

Rod-End, M10 X 1.5rh Fem M10 X
1.5stud, 2-57, 3-17

Rod, Hex, M10, 09.50l, Stl, 2-57

Rod, Hex, Thd .31-24, 2-Ended, 2-31

Rod, Thrd, 2end, M8x1.25/ M10x1.5 -02,
2-59

Rod, Thrd, Full, .25-20 01.5l, 2-65

S

Screen, Pump, 3-63

Screen, Safety, Vac Fan, 2-49

Screen, Vacuum, 2-49

Screw, Flt, Phl, 04-40, Cs, Brass, 3-91,
3-93

Screw, Flt, Soc, M5 X 0.80 X 16, 10.9,
3-81

Screw, Flt, Soc, M6 X 1.00 X 20, 10.9,
2-33

Screw, Flt, Soc, M6 X 1.00 X 25, 10.9,
2-55

Screw, Flt, Soc, M8 X 1.25 X 20, Al, Blk,
3-113

Screw, Flt, Soc, M8 X 1.25 X 30, Ss, 3-81

Screw, Hex, .25-20 X 0.38, G5, 2-65

Screw, Hex, .25-20 X 0.50, G5, 3-5

Screw, Hex, .38-16 X 0.88, G5, 3-75

Screw, Hex, .38-16 X 1.25, G5, 3-103

Screw, Hex, M10 X 1.5, 2-11

Screw, Hex, M10 X 1.50 X 20, Ss, 2-41,
2-43

Screw, Hex, M10 X 1.50 X 25, 8.8, 2-9

Screw, Hex, M10 X 1.50 X 25, Ni, Ss, 2-55

Screw, Hex, M10 X 1.50 X 25, Ss, 2-39,
3-43, 3-103

Screw, Hex, M10 X 1.50 X 30, 8.8, 3-9

Screw, Hex, M10 X 1.50 X 30, Ss, 2-57,
3-43, 3-49

Screw, Hex, M10 X 1.50 X 35, 10.9, 2-23,
2-25

Screw, Hex, M10 X 1.50 X 40, 8.8, 2-23,
2-25

Screw, Hex, M10 X 1.50 X 50, 8.8, 3-95

Screw, Hex, M10 X 1.50 X 70, Ss, 2-55

Screw, Hex, M10 X 1.50 X 80, 8.8, 3-75

Screw, Hex, M10 X 1.50 X 90, 8.8, 3-9

Screw, Hex, M12 X 1.75 X 180, 8.8, 2-33

Screw, Hex, M12 X 1.75 X 30, Ss, 3-17

Screw, Hex, M12 X 1.75 X 40, 10.9, 3-75

Screw, Hex, M12 X 1.75 X 40, 8.8, 2-31,
2-33, 2-35

Screw, Hex, M12 X 1.75 X 50, 8.8, 2-37

Screw, Hex, M4 X 0.70 X 12, 8.8, 3-107,
3-113

Screw, Hex, M4 X 0.70 X 50, Ss, 4-3

Screw, Hex, M5 X 0.80 X 10, Fmg, 2-37

Screw, Hex, M5 X 0.80 X 12, 8.8, 3-99

Screw, Hex, M5 X 0.80 X 12, Ss, 2-39,
3-23, 3-65, 3-67, 3-119

Screw, Hex, M5 X 0.80 X 16, 8.8, 3-99

Screw, Hex, M5 X 0.80 X 16, Ni, Ss, 3-107

Screw, Hex, M5 X 0.80 X 16, Ss, 3-79

Screw, Hex, M5 X 0.80 X 20, 8.8, 3-107

Screw, Hex, M5 X 0.80 X 25, Ss, 3-71,
3-101

Screw, Hex, M5 X 0.80 X 30, Ni, Ss, 3-107

Screw, Hex, M6 X 1.00 X 10, Fmg, 2-35,
3-99

Screw, Hex, M6 X 1.00 X 12, Fmg, 2-35,
2-37, 3-7, 3-111

Screw, hex, M6 X 1.00 X 12, Ss, 3-19,
3-118

Screw, Hex, M6 X 1.00 X 16, 2-39

Screw, Hex, M6 X 1.00 X 16, 8.8, 2-19,
2-27, 2-29, 2-65, 3-103

Screw, Hex, M6 X 1.00 X 16, Fmg, 3-45

Screw, Hex, M6 X 1.00 X 16, Ni, Ss, 3-19,
3-45, 3-47, 3-49, 3-57, 3-59, 3-91,
3-93

Screw, Hex, M6 X 1.00 X 16, Sems, Ss,
2-63, 3-91, 3-93, 3-113

Screw, Hex, M6 X 1.00 X 16, Ss, 2-15,
2-27, 2-39, 2-41, 2-43, 2-61

Screw, Hex, M6 X 1.00 X 16, Ss, Sems,
2-11, 2-39

Screw, Hex, M6 X 1.00 X 20, 8.8, 3-71,
3-75, 3-111

Screw, Hex, M6 X 1.00 X 20, 8.8, Ni, 3-13

Screw, Hex, M6 X 1.00 X 20, 9.8, Sems,
2-29, 3-29, 3-33, 3-41, 3-65, 3-79,
3-109

Screw, Hex, M6 X 1.00 X 20, Ni, Ss, 3-107

Screw, Hex, M6 X 1.00 X 20, Ss, 2-7, 2-53,
3-45, 3-111

Screw, Hex, M6 X 1.00 X 25, 9.8, Sems,
3-41, 3-45, 3-107

Screw, Hex, M6 X 1.00 X 25, Ss, 2-39,
3-41, 3-43, 3-45, 3-61

Screw, Hex, M6 X 1.00 X 30, 8.8, 3-113

Screw, Hex, M6 X 1.00 X 30mm, Ss, 3-47

Screw, Hex, M6 X 1.00 X 35, 8.8, 2-29

Screw, Hex, M6 X 1.00 X 40, Ss, 2-65,
3-17, 3-31, 3-35, 3-79, 3-91, 3-93,
3-121

Screw, Hex, M6 X 1.00 X 45, 8.8, 2-29,
3-121

Screw, Hex, M6 X 1.00 X 55, Fl, Ss, 3-81,
3-91, 3-93

Screw, Hex, M6 X 1.00 X 80, Ss, 2-55,
3-43

Screw, Hex, M6 X 1.00 X 90, 8.8, 3-91,
3-93

Screw, hex, M6 X 1.00 X 20, 9.8, Sems,
3-99

Screw, Hex, M8 X 1.25 X 100, Ss, 3-17,
3-31, 3-35

Screw, Hex, M8 X 1.25 X 120, Ss, 3-17

Screw, Hex, M8 X 1.25 X 16, 8.8, 2-11,
2-41, 2-43, 3-103

Screw, Hex, M8 X 1.25 X 16, Ni, Ss, 2-61,
2-65, 3-9, 3-97, 3-111, 3-113, 3-121

Screw, Hex, M8 X 1.25 X 16, Ss, 2-53,
3-19

Screw, Hex, M8 X 1.25 X 20, 8.8, 2-9,
2-11, 3-13

Screw, Hex, M8 X 1.25 X 20, Fmg, 2-7

Screw, Hex, M8 X 1.25 X 20, Ni, Ss, 2-39,
2-45, 2-49, 3-9, 3-19, 3-63, 3-97,
3-111, 3-115

Screw, Hex, M8 X 1.25 X 20, Ss, 2-9, 2-15,
2-61, 3-21, 3-45, 3-79

Screw, Hex, M8 X 1.25 X 20, Ss (Large
Battery), 3-81

Screw, Hex, M8 X 1.25 X 20, Ss, Sems,
2-7, 2-11, 2-17, 2-19, 2-47, 2-49, 2-51,
2-53, 2-61, 2-63, 3-5, 3-11, 3-13, 3-29,
3-33, 3-41, 3-43, 3-49, 3-65, 3-71,
3-99, 3-103, 3-107, 3-109, 3-111,
3-113, 3-115, 3-122

Screw, Hex, M8 X 1.25 X 25, 9.8, Sems,
2-7, 3-31, 3-35, 3-71, 3-97, 3-101

Screw, Hex, M8 X 1.25 X 25, Ss, 2-7, 2-9,
2-15, 2-35, 2-45, 2-49, 3-17, 3-21,
3-23, 3-31, 3-35, 3-41, 3-43, 3-49,
3-63, 3-65, 3-95, 3-99, 3-115

Screw, Hex, M8 X 1.25 X 25, Ss, Ni, 2-49,
3-77

Screw, Hex, M8 X 1.25 X 30, 8.8, 2-61

Screw, Hex, M8 X 1.25 X 30, 8.8, Ni, 2-19

Screw, Hex, M8 X 1.25 X 30, 9.8 Sems,
3-83, 3-85, 3-87, 3-89

Screw, Hex, M8 X 1.25 X 30, 9.8, Sems,
2-7, 3-43, 3-45, 3-81, 3-97, 3-107

Screw, Hex, M8 X 1.25 X 30, Ss, 2-7, 2-15,
2-49, 3-17, 3-19, 3-21, 3-61, 3-63,
3-113, 3-115

Screw, Hex, M8 X 1.25 X 35, 9.8, Sems,
2-9, 2-19, 3-81, 3-91, 3-93, 3-122

Screw, Hex, M8 X 1.25 X 35, 9.8, Sems
(Small Battery), 3-81

Screw, Hex, M8 X 1.25 X 35, Fl, Ss, 2-7,
3-31, 3-35, 3-45

Screw, Hex, M8 X 1.25 X 35, Ni, Ss, 2-49,
3-17

Screw, Hex, M8 X 1.25 X 40, Ss, 2-15

Screw, Hex, M8 X 1.25 X 45, Ss, 2-11,
3-19

Screw, Hex, M8 X 1.25 X 50, Fl, Ss, 3-41

Screw, Hex, M8 X 1.25 X 50, Ss, 3-31,
3-35

Screw, Hex, M8 X 1.25 X 70, Ss, 3-45

Screw, Hex, M8 X 1.25 X 80, Fl, Ss, 3-49

Screw, Hex, M8 X 1.25 X 90, 8.8, 2-31

Screw, Pan, M04 X 0.7 X 35, Ss, 2-3

Screw, Pan, M06 X 1.0 X 35, Ss, 2-3

Screw, Pan, M06 X 1.0 X 35, Ss, 2-5

Screw, Pan, Phl, .31-18 X 1.00, G2, 2-19

Screw, Pan, Phl, .31-18X1.00, G2, 2-21

Screw, Pan, Phl, 06 X 0.50, Fmg/Ab, Blk,
2-17, 3-3

Screw, Pan, Phl, 06-20 X 0.50, Fmg/Ab,
3-5, 3-41, 3-118

Screw, Pan, Phl, 08-16 X 0.50, F/ Plstc,
3-113

Screw, Pan, Phl, 08-16 X 1.13, F/ Plstc,
3-9

Screw, Pan, Phl, 10-32 X 0.50, G2, Blk,
2-61

- Screw, Pan, Phl, 12-16 X 0.50, F/ Plstc, 2-49, 2-53, 3-97, 3-111, 3-118, 3-119
- Screw, Pan, Phl, 12-16 X 0.50, F/Plstc (Pro-panel Only), 2-12
- Screw, Pan, Phl, M3 X 0.50 X 10, 4.8, 3-3, 3-41
- Screw, Pan, Phl, M3 X 0.50 X 6, 4.8, 2-63, 3-51
- Screw, Pan, Phl, M4 X 0.70 X 10, 4.8, 2-63, 3-25, 3-37, 3-51
- Screw, Pan, Phl, M4 X 0.70 X 10, Blk, 3-113
- Screw, Pan, Phl, M4 X 0.70 X 10, Ss, 2-39, 3-41
- Screw, Pan, Phl, M4 X 0.70 X 16, 4.8, 2-29, 3-13, 3-41, 3-43, 3-79, 3-99
- Screw, Pan, Phl, M4 X 0.70 X 16, Ss, 2-27, 3-11, 3-63
- Screw, Pan, Phl, M4 X 0.70 X 35, Ss, 2-3, 2-5
- Screw, Pan, Phl, M5 X 0.80 X 12, Ss, 3-65
- Screw, Pan, Phl, M5 X 0.80 X 16, 4.8, 2-53, 3-5, 3-7
- Screw, Pan, Phl, M5 X 0.80 X 16, Blk, 2-41, 2-43, 2-45
- Screw, Pan, Phl, M5 X 0.80 X 16, Tcut,Ss, 4-3
- Screw, Pan, Phl, M5 X 0.80 X 20, 4.8, 3-97
- Screw, Pan, Phl, M5 X 0.80 X 20, Ss, 3-61, 3-115
- Screw, Pan, Phl, M5 X 0.80 X 25, 4.8, 2-61, 3-43, 3-99, 3-113
- Screw, Pan, Phl, M5 X 0.80 X 40, 4.8, 3-103
- Screw, Pan, Phl, M6 X 1.00 X 12, Blk, 2-17, 2-59
- Screw, Pan, Phl, M8 X 1.25 X 16, Blk, 2-45
- Screw, Set, M6 X 1.00 X 8, Ni, 2-11
- Screw, Set, M8 X 1.25 X 8, Lock, 2-11
- Screw, Set, Soc, 08-32 X 0.25, Ni, 2-39, 3-45
- Screw, Soc, M10 X 1.5 X 20, 12.9, 2-23, 2-25
- Screw, Soc, M10 X 1.50 X 35, 12.9, 2-23, 2-25
- Screw, Soc, M12 X 1.75 X 40, 12.9, 2-23, 2-25
- Screw, Soc, M6 X 1.00 X 14, Ni, 2-23, 2-25
- Screw, Soc, M8 X 1.25 X 25, 12.9, 3-17
- Seal, Afmkt, Bulb, Dual, 01ft [F/.30gap], 2-61
- Seal, Afmkt, Bulb, Dual, 03ft [F/.30gap], 2-45, 2-53
- Seal, Afmkt, Bulb, Dual, 12Ft [F/.30Gap], 2-49
- Seal, Axial, Transmission [199 Vs R], 2-23, 2-25
- Seal, Bulb, Str, Snap-In, Epdm, Bulk, 3-97
- Seal, Door, Vac Fan, Rbr, 2-53
- Seal, Epdm, .38, .50w 2.65l, Adh, 3-107
- Seal, Rbr, Clsd, 0.375, 5.0d 2.5h, 3-43
- Seal, Rbr, Clsd, 0.63, 0.63, 3.0l, 3-99
- Seat Kit, Deluxe, Ci [T17], 2-21
- Seat, Dix, W/ Armrests & Seatbelt, 2-21
- Seat, Std [Milsco], 2-19
- Seatbelt, Orange, Retractable, Afmkt, 2-21
- Sensor, Level, Liq, 14vdc 01a .62-11, 2-49, 3-59, 3-61
- Sensor, Position [Hall], 4-4
- Sensor, Press, 3 Psi, 8-30vdc, 2-45
- Service Kit [T17], 1-1
- Shaft, 2-31
- Shaft Wldt, Brake, 2-31
- Shaft Wldt, Pivot, Front, 2-15
- Shaft, Drive, Brush, 2-39
- Shaft, Drive, Pre-Sweep, Lrg Brg, 3-45
- Shaft, Idler, Brush, Main, 3-47
- Shaft, Input, Transmission, 2-23, 2-25
- Shaft, Steering, Mnl, 2-11
- Shaft, Steering, Power, Lower, 3-11, 3-13
- Shaft, Steering, Power, Upper, 3-11, 3-13
- Sheave, 07grv, 03.3pd 0.63b [Pj], 3-45
- Sheave, 07grv, 1.22pd 0.55b [Pj], 3-45
- Sheave, 09grv, 1.18pd 0.55b [Pj], 2-39
- Sheave, 09grv, 4.13pd 0.75b [Pj], 2-39
- Shield, Bumper, Sqge Cplg, 2-55
- Shield, Plug, Drive, 3-47
- Shim, Transmission, 2-25
- Shoe Set, Brake [1pick=1pkg], 2-31
- Shroud, Front, Afmkt [T17], 2-9
- Shunt, 050mv 400a, 3-79
- Skirt Kit, Disk, Afmkt [T17], 2-35
- Skirt Kit, Hopper, Preswp, Afmkt [T17], 3-43
- Skirt, Neo, .06, 03.62w 28.12l 05/Sl, 3-43
- Skirt, Neo, .06, 04.88w 28.26l 05/Sl, 3-43
- Skirt, Neo, .19, 03.62w 28.12l 05/Sl, 3-43
- Skirt, Rbr, .12, 09.11w 16.61l, 05/Hole, 3-45, 3-47
- Skirt, Rbr, Front, 2-35
- Skirt, Rbr, Rear, 2-35
- Sleeve, 0.65b 0.87d 0.6l, Pl, 2-15
- Sleeve, Nyl, 1.22id 20.0l, 3-101, 3-105
- Sleeve, Nyl, 1.35id 25.0l [Asb19], 3-91, 3-93
- Sleeve, Nyl, 1.63id 20.0l, 2-29
- Sleeve, Nyl, 1.63id 35.0l, 2-27
- Sleeve, P/m 0.32B 0.50D 0.3L [430Ss], 2-7
- Sleeve, P/M, 0.25b 0.38d 0.2l [430ss], 2-41, 2-43
- Sleeve, P/M, 0.25b 0.38d 0.8l, 3-17
- Sleeve, P/M, 0.32b 0.50d 0.3l [430ss], 3-31, 3-35, 3-113
- Sleeve, P/M, 0.32b 0.50d 0.4l [430ss], 3-17
- Sleeve, P/M, 0.32b 0.50d 0.5l [430ss], 3-31, 3-35
- Sleeve, P/M, 0.32b 0.50d 3.03l, 3-17
- Sleeve, P/M, 0.34b 0.63d 0.4l, Ss / Oil, 2-49
- Sleeve, P/M, 0.34b 0.63d 0.6l, Bnz, 3-19
- Sleeve, P/M, 0.34b 0.63d 1.2l, Bnz, 3-19
- Sleeve, P/M, 0.50b 0.87d 0.6l [430ss], 2-33
- Sleeve, P/M, 0.75B 0.88D 0.6L [841Brz], 2-11
- Sleeve, P/M, 1.13B 1.38D 1.0L, 2-11
- Sleeve, P/M, Fing, 0.33b 0.75/0.50d 0.8l, 2-49
- Sleeve, P/M, Fing, 0.50b 1.25/0.75d 0.4l, 2-33
- Sleeve, Vyl, Flex, .23ld, 3-5
- Spacer, Arm, Brush, 3-47
- Spacer, Blade, 3-19
- Spacer, Brg, 2-39, 3-45
- Spacer, Rnd, .38b .88d .38l, 2-19, 2-21
- Spring, 2-31
- Spring Assy, Replmt, Afmkt [T12], 3-17
- Spring, Cmpr, 0.37id X Flat Wir, 1.0l, 3-31, 3-35
- Spring, Cmpr, 0.98od .14wir 02.00l, Ss, 2-59
- Spring, Cmpr, 1.25od Flat Wir 02.5l, 2-33
- Spring, Compr, .98od 2.5l, 3-31, 3-35
- Spring, Extn, 0.35od 0.05wir 02.8l, 4-4
- Spring, Extn, 0.62od 0.08wir 03.0l, 3-31, 3-35
- Spring, Extn, 0.75od 0.10wir 03.0l, 2-41, 2-43
- Spring, Extn, 1.68od 0.20wir 07.5l, 2-57, 3-17
- Spring, Tens, .75Od X .08S 7.0L, 2-15
- Spring, Torsion, Brake, 2-15
- Spring, Torsion, Hose Reel, 3-71
- Spring, Wir, 0.16d, Brush Retaining, 2-3, 2-5
- Sprocket Kit, 0.75B, Afmkt [T12], 2-11
- Sprocket Kit, 0.75B, Afmkt [T17/M17], 2-11
- Sprocket Kit, 1.12B, Afmkt [T12], 2-11
- Sprocket Kit, 1.12B, Afmkt [T17/M17], 2-11
- Sprocket Wldt, Output, Transmission, 2-23, 2-25
- Sprocket, Dbl, 2-23, 2-25
- Sprocket, Steering, 0.75B, 2-11
- Sprocket, Steering, 1.12B, 2-11
- Squeegie Assy, Sba, Afmkt [T17], 3-19
- Squeegie Frame Assy, 2-59
- Squeegie Kit, Ci [T17], 2-59
- Squeegie Kit, Rear_Side, Linatex [T17], 1-1
- Squeegie Kit, Rear_Side, Urethane [T17], 1-1
- Squeegie Kit, Side, Lh, 2-43
- Squeegie Kit, Side, Rh, 2-41
- Squeegie, Hand, 3-73
- Stand-Off, Circuitboard [0.25"], 2-63, 3-25, 3-37, 3-51
- Stand-Off, Wir, 0.25, Insulator, Panel, 2-65
- Stop, Lock, Pedal, 2-15
- Strainer, Soltn, 20mesh, Cyl, 3.5d 09.5l, 3-61
- Strap Wldt, 2-59
- Strap, Plug, 3-99
- Strap, Static, W/Grommet, .19 1.1w 25.0l, 2-7
- Stud, Ball, 10mm Ball, M8x1.25, 3-99, 3-109

CROSS REFERENCE

Support, Valve, Drain, 3-77
Switch [Proximity, Reed, W/Molex], 3-91, 3-93
Switch, Ignition [Merit GmbH], 2-17
Switch, Limit, N.C. [Cpi, Spst, 280 Mp], 3-81, 3-115
Switch, Press, 25 Psi, Pm02, 3-65
Switch, Rocker [Mom,Off,Mom, Dual Led], 3-51
Switch, Rocker [Mom,Off,Mom, Dual Led] (Only on Severe Environment Group), 3-63
Switch, Rocker, Dpdt, On / None / On, 2-17, 3-71, 3-104
Switch, Rocker, Dpst, On / None / On, 3-25, 3-37, 3-113
Switch, Rocker, Prgrsv, 3-3, 3-5, 3-7, 3-51
Switch, Rocker, Spst, Mom, 4-3
Switch, Safety, Shutoff, 2-17
Switch, Seat, No [Delta 6440-04], 2-19
Switch, Snap, 15a Nc, 2-15
Switch, snap, 25a Spdt, 3-13

T

Tank Kit, Detergent, Afmkt [T17], 3-63
Tank Kit, Detergent, Tj Afmkt [T17] (Japan Only), 3-63
Tank, Rec, Afmkt [T17], 2-49
Tank, Soltn, Afmkt [T17], 2-45
Teal Blue S/G
 Enamel12.8oz[lcm101-70266], 1-1
Tensioner Kit, Str Trans, Afmkt [T17/M17], 2-23, 2-25
Tensioner, Chain, Dbl, 2-23, 2-25
Tie, Cable, 6.0l, 1.25d Max, 3-91, 3-93
Tie, Cable, 11.3l, 2.75d Max, 2-27, 2-29, 2-63, 3-25, 3-79, 3-91, 3-93
Tie, Cable, 11.3L, 2.75D Max (Pro-panel Only), 2-12
Tie, Cable, Nyl, 07.3l .19w 1.8 Max D, 3-5
Tie, Cable, Nyl, 11.0l, .14w, 3.0 Max. D, 2-53, 3-7, 3-23, 3-63, 3-71, 4-3
Tie, Cable, Nyl, 11.4l .19w 3.0 Max D, 3-5
Tie, Cable, Nyl, 29.8l .30w 9.0 Max D, 3-25
Tie, Cable, Nyl, Push Mount, 76Mm Max D, 2-29, 2-47
Tire Assy, Front, Opt, White [T17] (Optional), 2-23, 2-25
Tire Assy, Rear, High Traction (1) [T17] (Option), 2-31
Tire Assy, Rear, Std (1) [T17], 2-31
Tire, Assy, Front, Std, Red [T17], 2-23, 2-25
Tire, Solid, 15.0 X 5.0 [Hi-Traction], 2-31
Tire, Solid, 15.0 X 5.0, Poly, Std, 2-31
Tool, Installation, Belt, 1-1, 2-39
Track, Slide, Seat Adj, 12.5l, 2-19, 2-21
Track, Slide, Seat Adj, 12.5l, W/Latch, 2-19, 2-21
Transmission Assy, Str, Afmkt [T17], 2-23

Transmission Assy, Str, Afmkt [T17/M17], 2-25
Tray Kit, Debris, Cyl, Afmkt [T17], 2-37
Tray Wldt, Battery, 2-7
Tray Wldt, R/O, Battery, 3-81
Tray Wldt, Ro Battery, [T17], 3-81
Tray Wldt, Wand, Debris, 3-113
Tray, Debris, Tank, 2-49
Tray, Vac Wand, 3-73
Tread, Non-Skid-Step, 3.75w 8.5l, Sba, 2-7, 3-115
Tread, Non-Skid-Step, 5.5w 13.8l, 2-7
Tread, Non-Skid-Step, 6.3w 12.8l, Sba, 3-21
Tube Assy, 34.2l, 2-45
Tube Wldt, Arm, Brush, Side, 3-49
Tube Wldt, Front, 3-9
Tube Wldt, Guard, Lh, Front, 3-9
Tube Wldt, Ohg, Lh, 3-9
Tube Wldt, Ohg, Rh, 3-9
Tube Wldt, Wand, Vacuum, 3-107
Tube, 0.38id 0.50od 02.2l, Stil, Pl, 3-43
Tube, 0.74id 1.24od 0.47l, Pyu, 2-23, 2-25
Tube, 3.0d, 2.9b, 56.3l, 3-107
Tube, Column, Steering, 2-11
Tube, Guard, 3-75
Tube, Ohg, Middle, Rear, 3-9
Tube, Water, Pressure Washer, 3-101

V

Vac Fan Kit, W/Seal [T17], 3-43
Vac Wand Kit, Ci [T17], 3-73
Valve Kit, Check, Es [T17], 3-61, 3-101
Valve Kit, Pump, 4-5
Valve Kit, Replacement 36V Hi Flow, 2-35, 2-37, 3-23
Valve, Ball, Drain, 2.00id, Rh, 3-77
Valve, Check, 0005psi Bm06/Bm06, 3-65
Valve, Check, Pump, Water, 3-61, 3-101
Valve, Needle, [M17/T17], 3-103
Valve, Pop-Off, 3500 Psi, 3-101
Valve, Water, Solenoid - 36V, 2-35, 2-37
Valve, Water, Solenoid, 36vdc 6.0mm Pf04, 3-67
Valve, Water, Solenoid, 36vdc Pf08/Pf08, 3-57, 3-59

W

Walve, Water, Solenoid - 36V, 3-23
Wand Assy Kit, Vacuum, hose, 3-107
Wand Assy, Vacuum Dry, 3-107
Wand Kit, Press Wash, Afmkt [T/M17], 3-99
Wand, Str, Ss, 28l, 3-99
Washer Flat, 0.50, Sae, 2-31
Washer, 1.02 Od, .62 Id, Urethane, 2-57
Washer, Flat, 0.16b 0.38d .05, Pl, 06, 3-43
Washer, Flat, 0.17b 0.31d .03, Nyl, 2-63, 3-25, 3-37, 3-51

Washer, Flat, 0.19b 0.44d .05, Pl, 08, 2-29, 3-41, 3-113
Washer, Flat, 0.21b 0.45d .03, Ss, 3-119
Washer, Flat, 0.25, Fendr, 3-43
Washer, Flat, 0.25, Sae, 2-19, 2-23, 2-25, 2-27, 2-29, 2-65, 3-5, 3-13, 3-75, 3-79, 3-101, 3-103, 3-111, 3-119
Washer, Flat, 0.25, Sae, Blk, 2-17, 3-97
Washer, Flat, 0.25, Std, 2-61, 3-7, 3-23, 3-63, 3-65, 3-91, 3-93, 3-121
Washer, Flat, 0.25b 0.47d .06, Brs, 2-65
Washer, Flat, 0.25b 0.56d .05, Pl, 10, 3-5, 3-7
Washer, flat, 0.25B 0.56D .05, Pl, 10 (Pro-panel Only), 2-12
Washer, Flat, 0.25b 0.88d .06, Neo, 3-111
Washer, Flat, 0.25b 1.12d .12, Ss, 2-29, 3-107
Washer, flat, 0.27B 0.69D .05, Ss, 2-7, 2-27, 2-35, 2-39, 2-41, 2-43, 2-55, 2-59, 3-17, 3-19, 3-31, 3-35, 3-41, 3-43, 3-45, 3-49, 3-57, 3-59, 3-79, 3-81, 3-111, 3-118
Washer, Flat, 0.28b 1.00d .06, Stil, 2-53
Washer, Flat, 0.28b 1.00d .06, Stil, Blk, 3-45, 3-47, 3-73, 3-99
Washer, Flat, 0.31, Sae, 2-9, 2-27, 2-29, 2-31, 3-9, 3-13, 3-81
Washer, Flat, 0.31, Std, 2-11, 2-15, 2-31, 2-61, 3-13, 3-43, 3-45, 3-99, 3-103, 3-109
Washer, Flat, 0.32B 1.00D .12, Ss, 2-7, 2-9, 2-19, 2-39, 2-45, 2-49, 2-61, 2-63, 3-9, 3-17, 3-19, 3-21, 3-31, 3-35, 3-41, 3-47, 3-49, 3-63, 3-95, 3-97, 3-111, 3-115
Washer, Flat, 0.33b 1.38d .08, Ss, 3-17
Washer, Flat, 0.34b 1.25d .11, Ss, 2-15
Washer, Flat, 0.34b 1.50d .12, Stil, Pl, 2-49, 3-31, 3-35
Washer, Flat, 0.38, Sae, 2-9, 2-11
Washer, Flat, 0.38, Std, 2-9, 2-23, 2-25, 2-53, 3-75, 3-95
Washer, Flat, 0.38b 0.88d .08, Ss, 2-7, 2-15, 2-19, 2-21, 2-35, 2-49, 2-51, 3-9, 3-19, 3-31, 3-35, 3-43, 3-49, 3-57, 3-59, 3-61, 3-77, 3-81, 3-99, 3-113, 3-115
Washer, Flat, 0.40b 1.12d .12, Ss, 2-55
Washer, Flat, 0.41B 1.50D .19, Stil, Pl, 3-103
Washer, Flat, 0.44b 1.00d .08, Ss, 2-35, 2-39, 2-41, 2-43, 2-55, 2-57, 2-59, 3-9, 3-17, 3-19, 3-41, 3-43, 3-45, 3-49
Washer, Flat, 0.48b 2.50d .12, Ss, 3-17
Washer, Flat, 0.50b 0.75d .02, Stil, 2-25
Washer, Flat, 0.50b 1.25d 0.8, Stil, Pl, 2-33, 2-37
Washer, Flat, 0.51b 1.25d .06, Ss, 3-75
Washer, Flat, 0.53b 1.50d .19, Stil, 2-33
Washer, Flat, 0.5b 1.5d .12, Stil, Pl, 2-35
Washer, Flat, 0.60b 1.31d .10, Ss, 2-57
Washer, Flat, 0.62, Sae, 2-15, 2-57

Washer, Flat, 0.66b 1.00d .12, Rbr, 3-57,
 3-59
 Washer, Flat, 0.66b 2.50d .19, Ss, 3-29,
 3-33, 3-49
 Washer, Flat, 0.75b 1.00d .03, Nyl, 2-15
 Washer, Flat, 0.76b 1.50d .06, Ss, 3-115
 Washer, Flat, .08, Ss, 2-3, 2-5, 3-99, 4-3
 Washer, Flat, 1.00, Sae, 2-31
 Washer, Flat, 1.02b 1.75d .12, Stl, 3-71
 Washer, Flat, 10, Sae, 2-29
 Washer, Flat, 10, Ss, 2-27, 3-11, 3-61,
 3-63, 3-65, 3-67, 3-71, 3-79, 3-101,
 3-107, 3-111, 3-115
 Washer, Flat, Belleville, .25, 2-39, 3-45,
 3-47
 Washer, Flat, Belleville, .31, 2-35, 2-39,
 3-19, 3-45
 Washer, Flat, M12, 2-23
 Washer, Flat, M12, Ss, 2-25
 Washer, Flt, .25 Ss, 2-3, 2-5
 Washer, Flt, #08 Ss, 2-3
 Washer, Large, Transmission, 2-23
 Washer, Lock, Int-Ext, 0.25, 3-99
 Washer, Lock, Int-Ext, 0.31, 2-7, 2-17
 Washer, Lock, Int-Ext, 0.50, 2-37
 Washer, Lock, Int, 0.25, Ss, 2-27, 2-29,
 2-65, 3-101
 Washer, Lock, Int, 0.31, 2-27, 2-29
 Washer, Lock, Int, 10, 2-29
 Washer, Lock, Int, 10, Ss, 2-65, 3-79
 Washer, Retainer, Spring, 3-71
 Washer, Sealing, 0.28b 0.75d Ss, Neo,
 3-61
 Washer, Thrust, 0.61b 1.25d .06, Fgl, 2-41,
 2-43
 Washer, Thrust, 0.66b 1.25d 0.06w, 2-57
 Washer, Thrust, 0.79b 1.42d 0.06[Garlok],
 2-12, 2-41, 2-43
 Washer, Thrust, 50.0b 110.0d 0.79w, 3-71
 Washer, Thrust, Plstc 1.02b 1.38d, 3-71
 Washer, Wavy, 1.20b 1.54d .13, 2-57
 Washer, Belleville, 0.505b 1.00d 0.091h, Ss,
 3-91, 3-93
 Weight, Counter, Casting, 250Lb, Painted,
 3-95
 Wheel Assy, Drive, Ac, W/O Brake, 2-23,
 2-25
 Wheel Assy, Drive, Ac, W/O Brake, White
 (Optional), 2-23, 2-25
 Wheel Bearing Kit, Rear, Afmkt [T17], 2-31
 Wheel, 01.6d 0.72w 0.21b, 3-31, 3-35
 Wheel, 04.0d 0.89w 0.64b, 2-59, 3-19,
 3-21
 Wheel, 05.0d 2.00w 0.75b, Gray, W/ Bshg,
 2-7, 3-95, 3-115
 Wheel, Steering, 14.4d, 2-11
 Wire, Tie [W/.25" Fir Tree Clip], 2-37, 3-17,
 3-25, 3-41, 3-51, 3-63, 3-101, 3-111,
 3-115
 Wire, Tie [W/.25" Fir Tree Clip], 2-49, 3-79

